


Q1 What school does your child attend?

Answered: 169 Skipped: 0




Brevard Public Schools Elementary Parent Survey 2019-2020

Elementary										
Croton Elementary										
DeLaura Middle										
Discovery Elementary										
Eau Gallie High										
Edgewood Jr./Sr. High										
Endeavour Elementary										
Eau Gallie High School ...										
Enterprise Elementary										
Fairglen Elementary										
Freedom 7 Elementary										
Gemini Elementary										
Golfview Elementary										
Harbor City Elementary										
Heritage High										
Holland Elementary										
Hoover Middle										
Imperial Estates...										
Indialantic Elementary										
Jackson Middle										
Jefferson Middle										

Brevard Public Schools Elementary Parent Survey 2019-2020

Johnson Middle
Jupiter
Elementary
Kennedy Middle
Lockmar
Elementary
Longleaf
Elementary
Madison Middle
Manatee
Elementary
McAuliffe
Elementary
McNair Magnet
Middle
Meadowlane
Intermediate...
Meadowlane
Primary...
Merritt Island
High School ...
Melbourne High
Merritt Island
High
MILA Elementary
Mims Elementary
Pathways at
Gardendale...
Oak Park
Elementary
Ocean Breeze
Elementary
Palm Bay
Elementary
Palm Bay High
School VPK...

Brevard Public Schools Elementary Parent Survey 2019-2020



Brevard Public Schools Elementary Parent Survey 2019-2020

ANSWER CHOICES	RESPONSES	
Andersen Elementary	100.00%	169
Riverview School	0.00%	0
Allen, Roy Elementary	0.00%	0
Apollo Elementary	0.00%	0
Astronaut High	0.00%	0
Atlantis Elementary	0.00%	0
Audubon Elementary	0.00%	0
Bayside High	0.00%	0
Brevard Virtual Instruction Program (BVIP)	0.00%	0
Cambridge Elementary Magnet	0.00%	0
Cape View Elementary	0.00%	0
Carroll, Lewis Elementary	0.00%	0
Central Middle	0.00%	0
Challenger 7 Elementary	0.00%	0
Cocoa Beach Jr./Sr. High	0.00%	0
Cocoa High	0.00%	0
Columbia Elementary	0.00%	0
Coquina Elementary	0.00%	0
Dr W. J. Creel Elementary	0.00%	0
Croton Elementary	0.00%	0
DeLaura Middle	0.00%	0
Discovery Elementary	0.00%	0
Eau Gallie High	0.00%	0
Edgewood Jr./Sr. High	0.00%	0
Endeavour Elementary	0.00%	0
Eau Gallie High School VPK program	0.00%	0
Enterprise Elementary	0.00%	0
Fairglen Elementary	0.00%	0
Freedom 7 Elementary	0.00%	0
Gemini Elementary	0.00%	0
Golfview Elementary	0.00%	0
Harbor City Elementary	0.00%	0

Brevard Public Schools Elementary Parent Survey 2019-2020

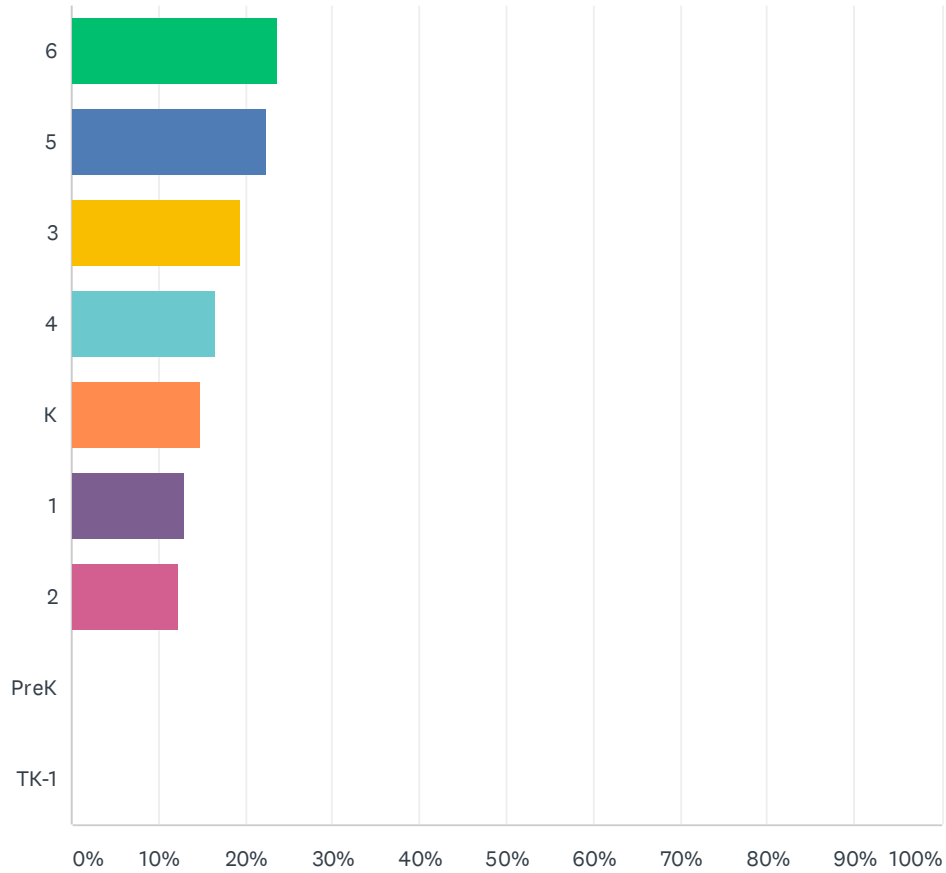
Heritage High	0.00%	0
Holland Elementary	0.00%	0
Hoover Middle	0.00%	0
Imperial Estates Elementary	0.00%	0
Indialantic Elementary	0.00%	0
Jackson Middle	0.00%	0
Jefferson Middle	0.00%	0
Johnson Middle	0.00%	0
Jupiter Elementary	0.00%	0
Kennedy Middle	0.00%	0
Lockmar Elementary	0.00%	0
Longleaf Elementary	0.00%	0
Madison Middle	0.00%	0
Manatee Elementary	0.00%	0
McAuliffe Elementary	0.00%	0
McNair Magnet Middle	0.00%	0
Meadowlane Intermediate Elementary	0.00%	0
Meadowlane Primary Elementary	0.00%	0
Merritt Island High School VPK program	0.00%	0
Melbourne High	0.00%	0
Merritt Island High	0.00%	0
MILA Elementary	0.00%	0
Mims Elementary	0.00%	0
Pathways at Gardendale (North/Central Area Alternative Center)	0.00%	0
Oak Park Elementary	0.00%	0
Ocean Breeze Elementary	0.00%	0
Palm Bay Elementary	0.00%	0
Palm Bay High School VPK program	0.00%	0
Palm Bay Magnet High	0.00%	0
Pinewood Elementary	0.00%	0
Port Malabar Elementary	0.00%	0
Quest Elementary School	0.00%	0
Riviera Elementary	0.00%	0
Rockledge High	0.00%	0

Brevard Public Schools Elementary Parent Survey 2019-2020

Roosevelt Elementary	0.00%	0
Sabal Elementary	0.00%	0
Satellite High School VPK program	0.00%	0
Satellite High	0.00%	0
Saturn Elementary	0.00%	0
Sea Park Elementary	0.00%	0
Sherwood Elementary	0.00%	0
Pathways at Pine Grove (South Area Alternative Center)	0.00%	0
South Area Head Start	0.00%	0
South Lake Elementary	0.00%	0
Southwest Middle	0.00%	0
Space Coast Jr./Sr. High	0.00%	0
Stevenson Elementary	0.00%	0
Stone Middle	0.00%	0
Sunrise Elementary	0.00%	0
Suntree Elementary	0.00%	0
Surfside Elementary	0.00%	0
Titusville High	0.00%	0
Tropical Elementary	0.00%	0
Turner Elementary	0.00%	0
University Park Elementary	0.00%	0
Viera High School VPK program	0.00%	0
Viera High	0.00%	0
West Melbourne Elementary School for Science	0.00%	0
West Shore Jr./Sr. High	0.00%	0
Westside Elementary	0.00%	0
Williams Elementary	0.00%	0
TOTAL		169

Q2 What is your child's current grade level?

Answered: 169 Skipped: 0

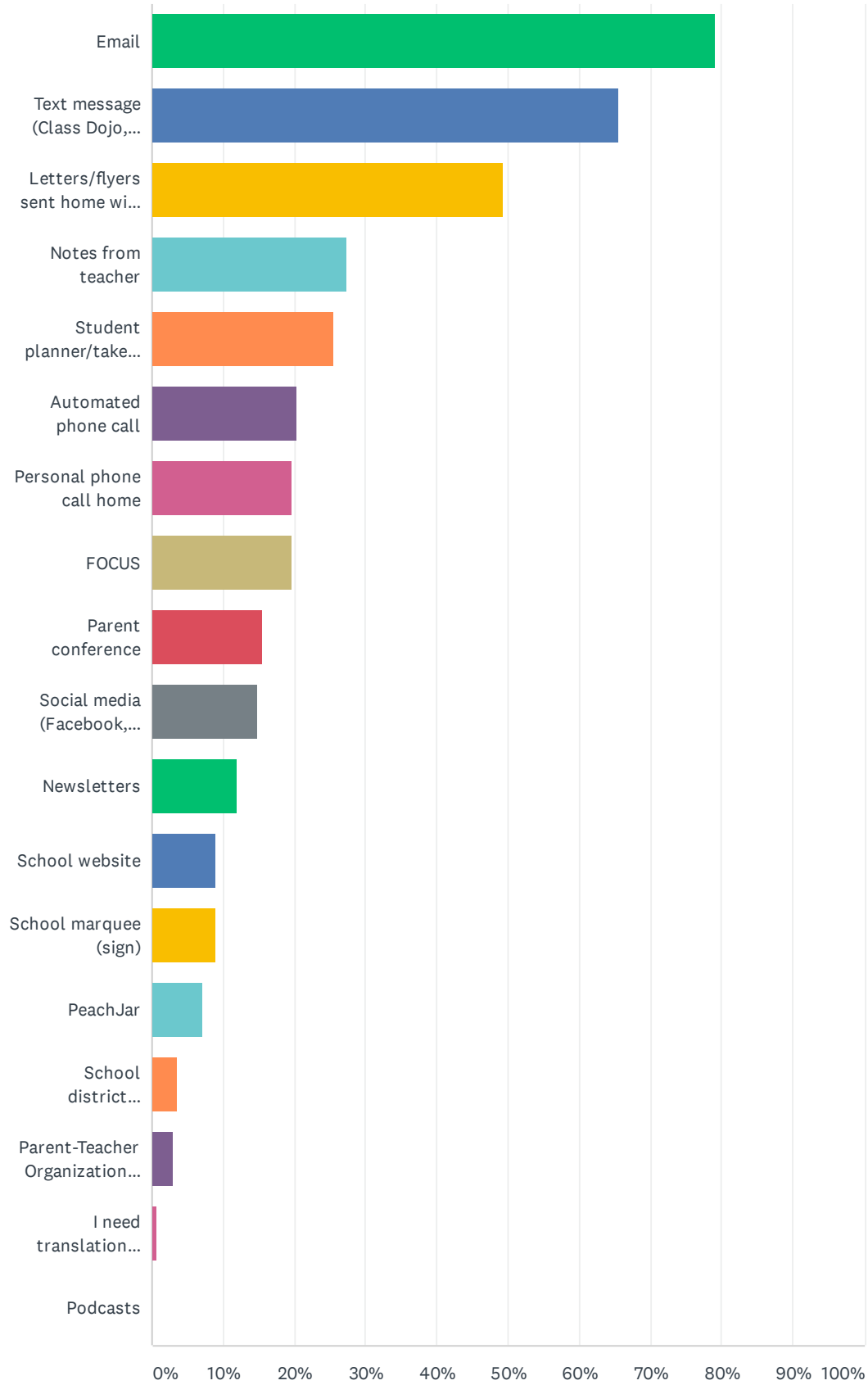


ANSWER CHOICES	RESPONSES	
6	23.67%	40
5	22.49%	38
3	19.53%	33
4	16.57%	28
K	14.79%	25
1	13.02%	22
2	12.43%	21
PreK	0.00%	0
TK-1	0.00%	0
Total Respondents: 169		

Q3 What is the best way for us to get important information regarding school events and/or your child's progress from the school? (check all that apply)

Answered: 168 Skipped: 1

Brevard Public Schools Elementary Parent Survey 2019-2020

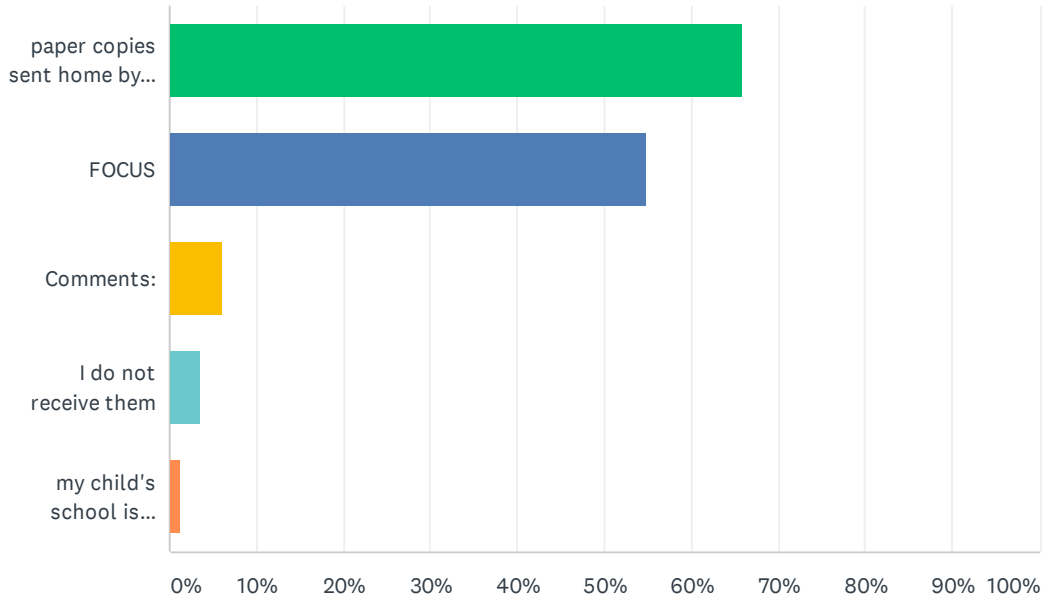


Brevard Public Schools Elementary Parent Survey 2019-2020

ANSWER CHOICES	RESPONSES	
Email	79.17%	133
Text message (Class Dojo, Remind)	65.48%	110
Letters/flyers sent home with students	49.40%	83
Notes from teacher	27.38%	46
Student planner/take-home folder	25.60%	43
Automated phone call	20.24%	34
Personal phone call home	19.64%	33
FOCUS	19.64%	33
Parent conference	15.48%	26
Social media (Facebook, Twitter)	14.88%	25
Newsletters	11.90%	20
School website	8.93%	15
School marquee (sign)	8.93%	15
PeachJar	7.14%	12
School district website	3.57%	6
Parent-Teacher Organization (PTO/PTA)	2.98%	5
I need translation assistance	0.60%	1
Podcasts	0.00%	0
Total Respondents: 168		

Q4 How do you receive interim reports and report cards?

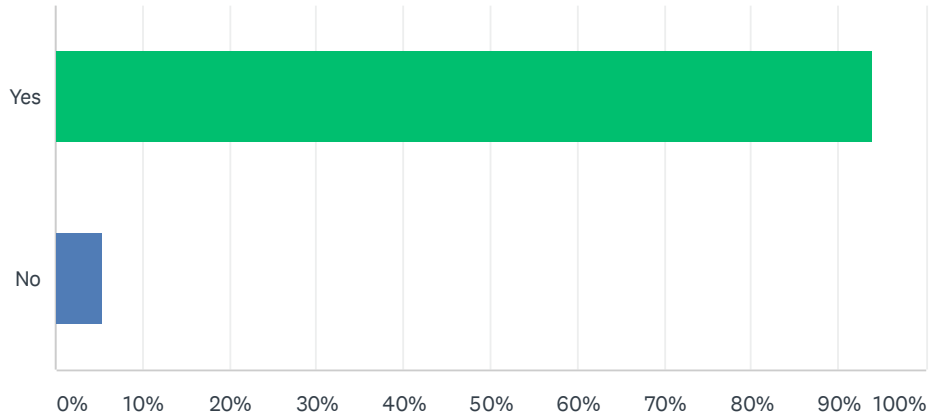
Answered: 164 Skipped: 5



ANSWER CHOICES	RESPONSES	
paper copies sent home by the school	65.85%	108
FOCUS	54.88%	90
Comments:	6.10%	10
I do not receive them	3.66%	6
my child's school is paperless	1.22%	2
Total Respondents: 164		

Q5 Do you feel welcome at your child's school?

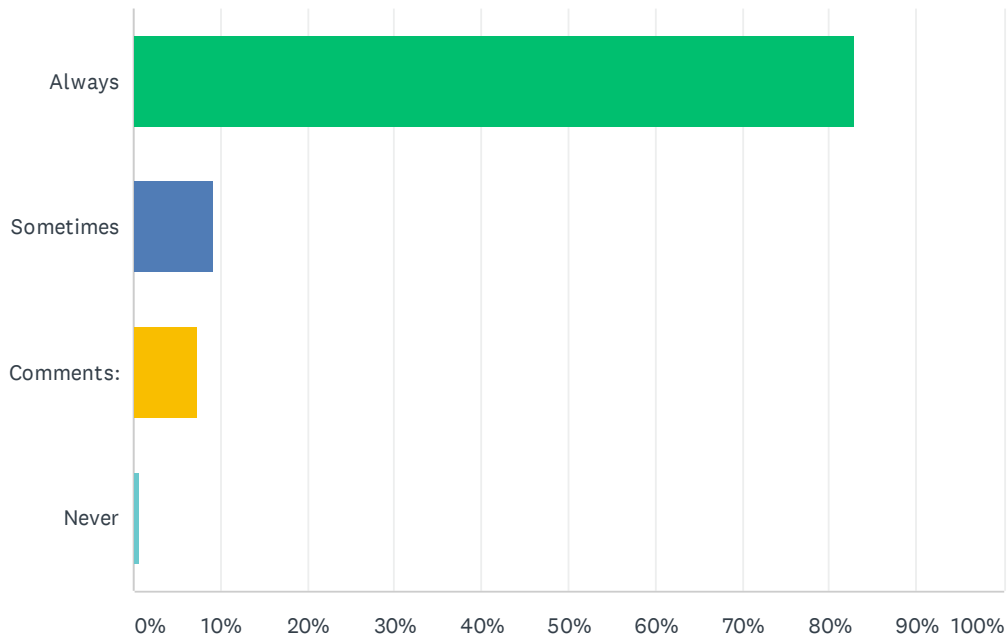
Answered: 164 Skipped: 5



ANSWER CHOICES	RESPONSES	
Yes	93.90%	154
No	5.49%	9
TOTAL		164

Q6 The office staff at my school is polite and is helpful in answering my questions or concerns.

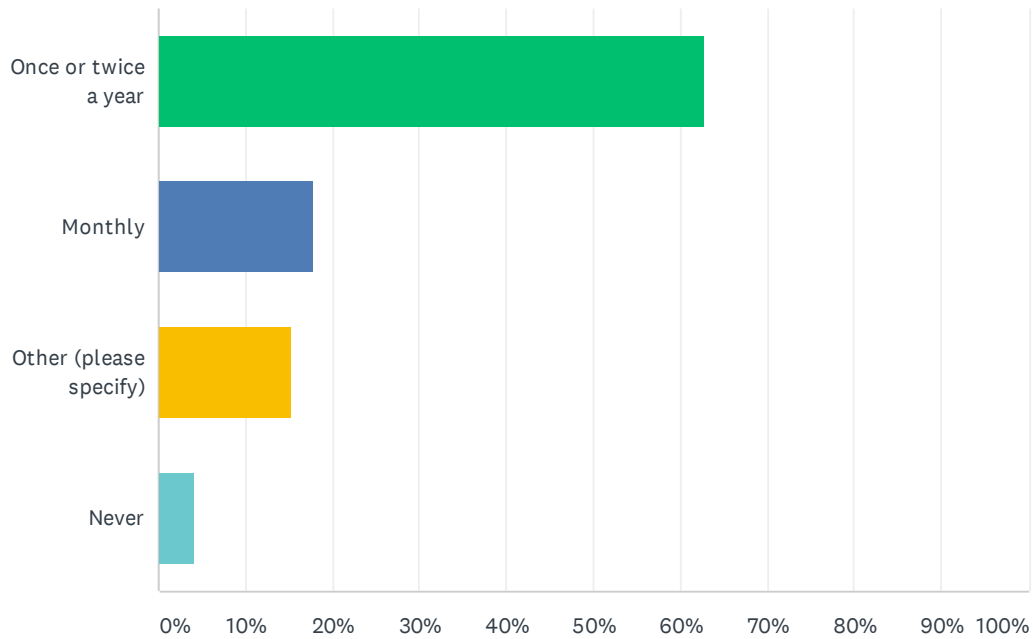
Answered: 164 Skipped: 5



ANSWER CHOICES	RESPONSES	
Always	82.93%	136
Sometimes	9.15%	15
Comments:	7.32%	12
Never	0.61%	1
TOTAL		164

Q7 In the past year, how often did you attend a parent meeting or event at your child's school that supported your child's academic success?

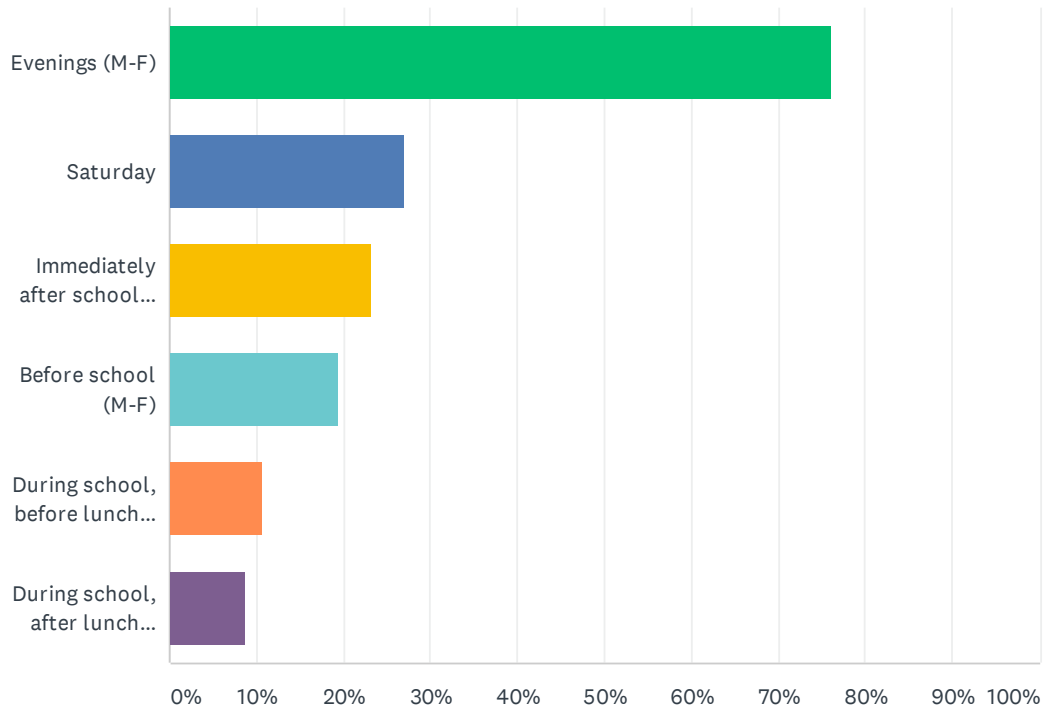
Answered: 164 Skipped: 5



ANSWER CHOICES	RESPONSES	
Once or twice a year	62.80%	103
Monthly	17.68%	29
Other (please specify)	15.24%	25
Never	4.27%	7
TOTAL		164

Q8 When is the best time for you to attend a school event for families?

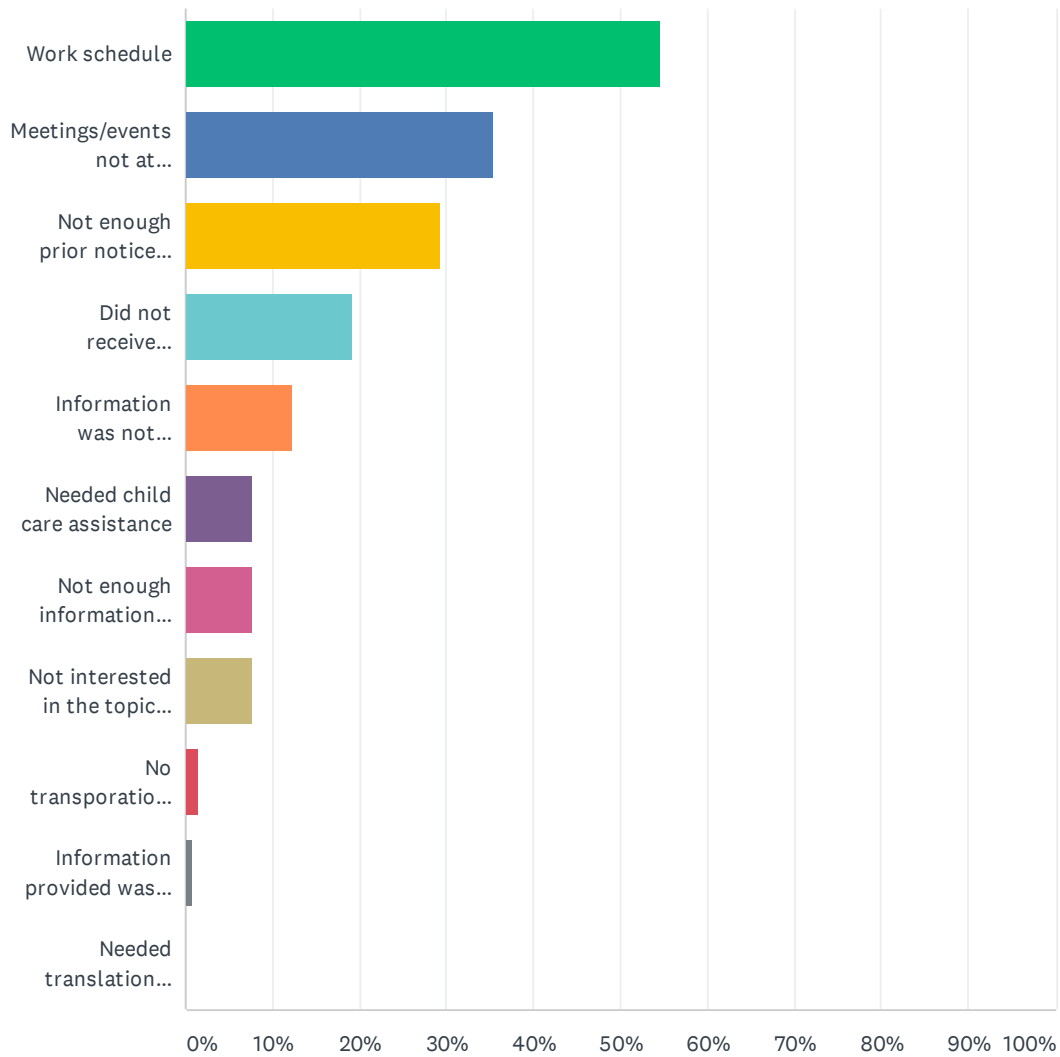
Answered: 159 Skipped: 10



ANSWER CHOICES	RESPONSES	
Evenings (M-F)	76.10%	121
Saturday	27.04%	43
Immediately after school (M-F)	23.27%	37
Before school (M-F)	19.50%	31
During school, before lunch (M-F)	10.69%	17
During school, after lunch (M-F)	8.81%	14
Total Respondents: 159		

Q9 If you were unable to attend informational meetings or academic events, please share why. (Check all that apply)

Answered: 130 Skipped: 39

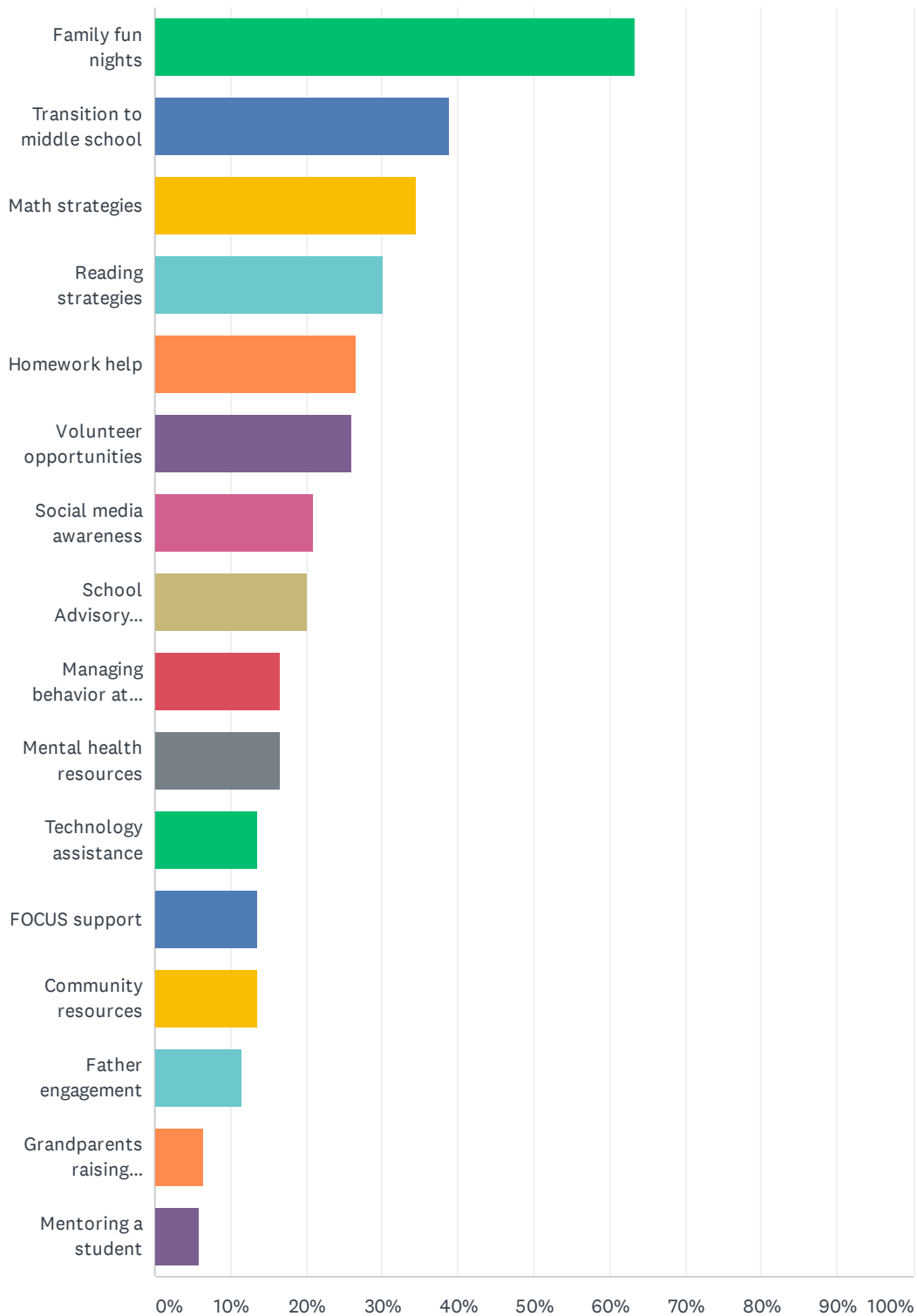


Brevard Public Schools Elementary Parent Survey 2019-2020

ANSWER CHOICES	RESPONSES	
Work schedule	54.62%	71
Meetings/events not at convenient times	35.38%	46
Not enough prior notice provided	29.23%	38
Did not receive information about meetings/events	19.23%	25
Information was not relevant to me/my child	12.31%	16
Needed child care assistance	7.69%	10
Not enough information provided	7.69%	10
Not interested in the topics presented	7.69%	10
No transportation to get to meetings/events	1.54%	2
Information provided was difficult to understand	0.77%	1
Needed translation services	0.00%	0
Total Respondents: 130		

Q10 Which of the following informational meetings and activities would you participate in or attend?

Answered: 139 Skipped: 30



Brevard Public Schools Elementary Parent Survey 2019-2020

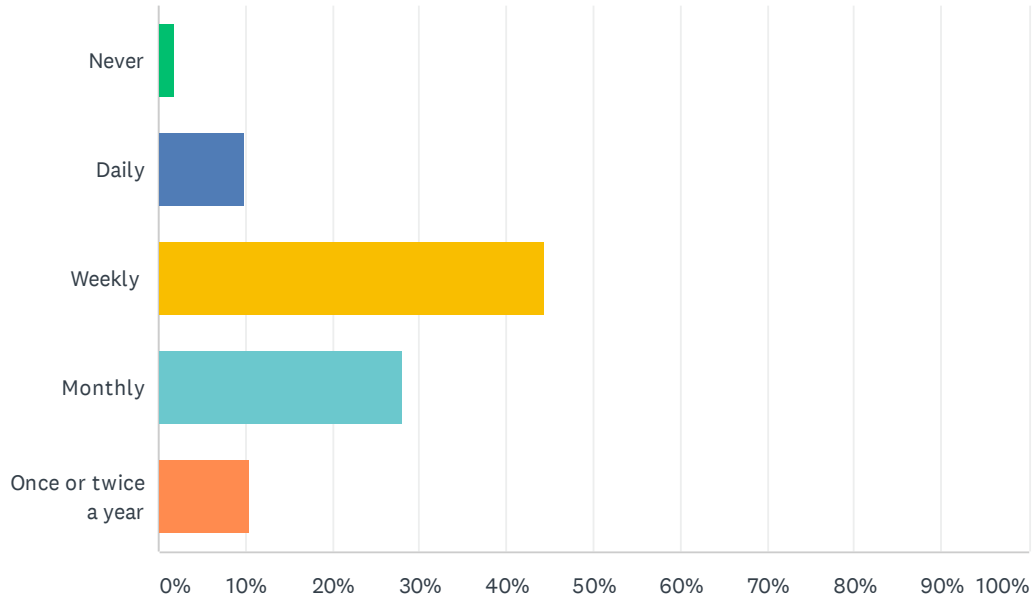
ANSWER CHOICES	RESPONSES	
Family fun nights	63.31%	88
Transition to middle school	38.85%	54
Math strategies	34.53%	48
Reading strategies	30.22%	42
Homework help	26.62%	37
Volunteer opportunities	25.90%	36
Social media awareness	20.86%	29
School Advisory Council (SAC) or Parent-Teacher Organization (PTO/PTA)	20.14%	28
Managing behavior at home	16.55%	23
Mental health resources	16.55%	23
Technology assistance	13.67%	19
FOCUS support	13.67%	19
Community resources	13.67%	19
Father engagement	11.51%	16
Grandparents raising grandchildren	6.47%	9
Mentoring a student	5.76%	8
Total Respondents: 139		

Q11 In what ways can family engagement be strengthened at your child's school?

Answered: 65 Skipped: 104

Q12 How often do you communicate with your child's teachers?

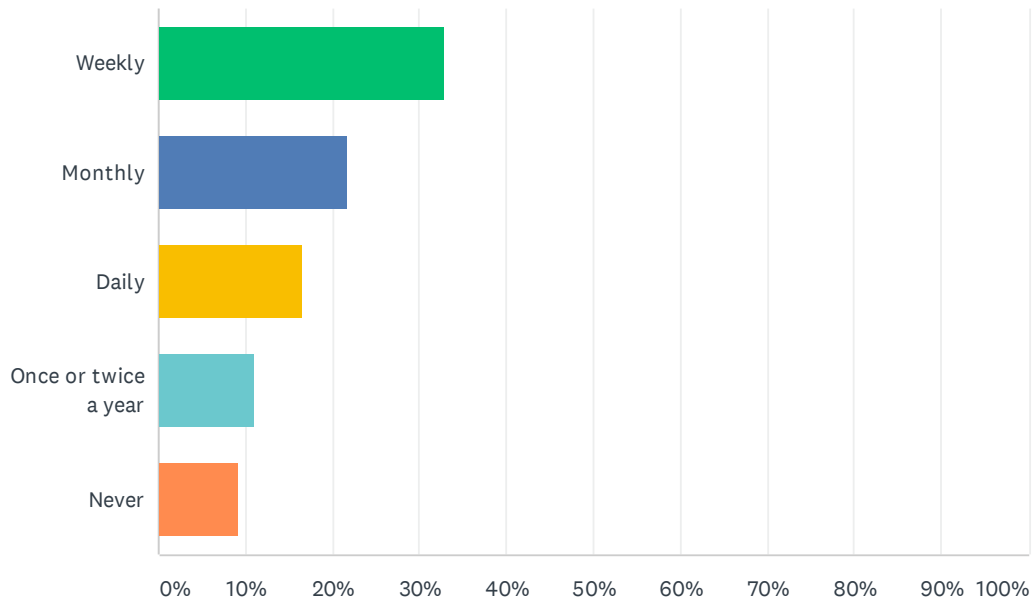
Answered: 153 Skipped: 16



ANSWER CHOICES	RESPONSES	
Never	1.96%	3
Daily	9.80%	15
Weekly	44.44%	68
Monthly	28.10%	43
Once or twice a year	10.46%	16
TOTAL		153

Q13 How often does your child's teacher communicate with you about your child's progress?

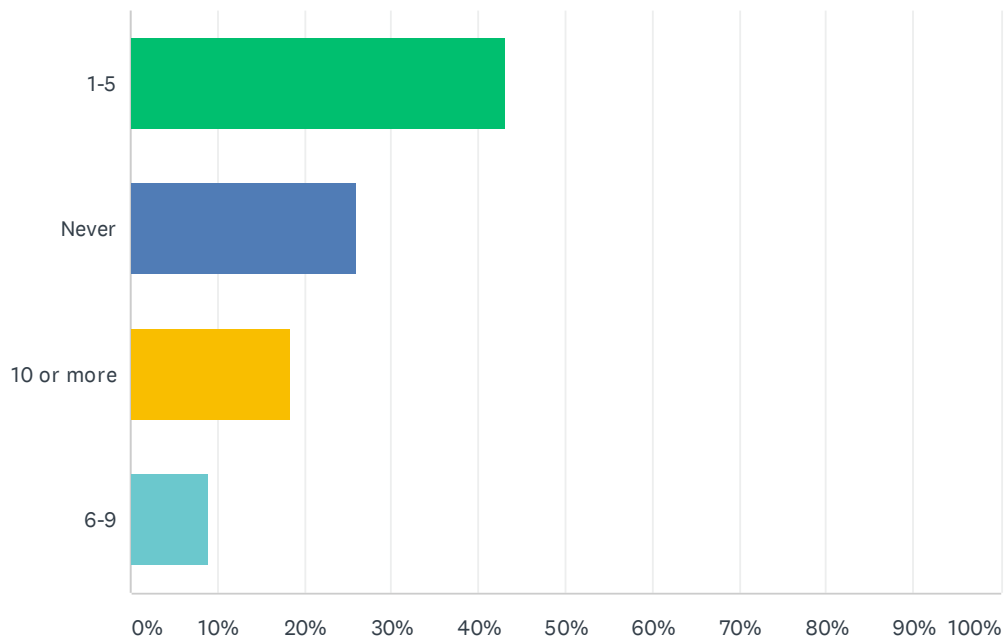
Answered: 152 Skipped: 17



ANSWER CHOICES	RESPONSES	
Weekly	32.89%	50
Monthly	21.71%	33
Daily	16.45%	25
Once or twice a year	11.18%	17
Never	9.21%	14
TOTAL		152

Q14 How many times per month do you access your child's grades and attendance information through FOCUS?

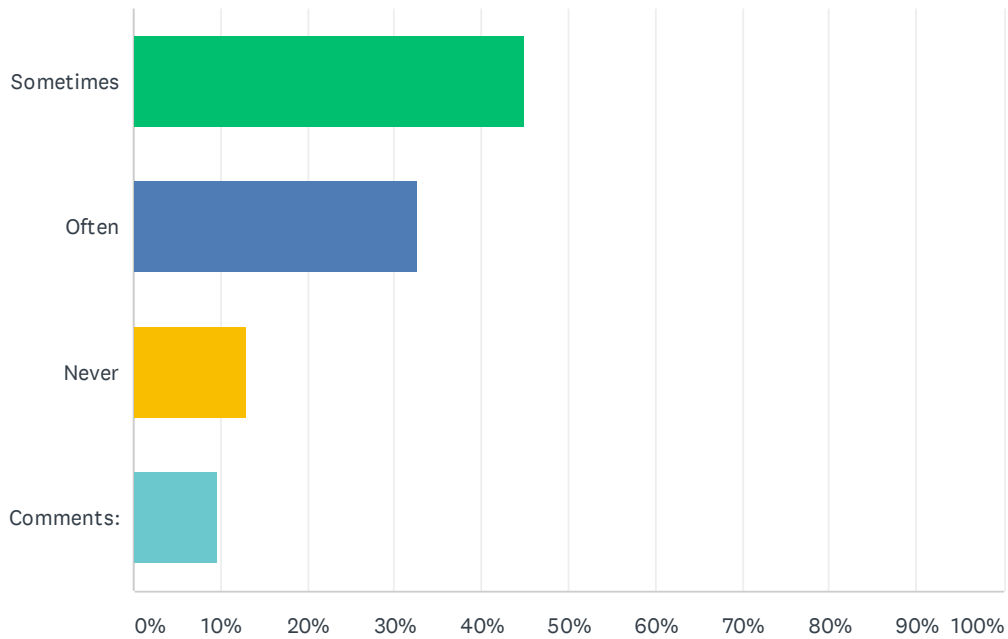
Answered: 146 Skipped: 23



ANSWER CHOICES	RESPONSES
1-5	43.15% 63
Never	26.03% 38
10 or more	18.49% 27
6-9	8.90% 13
TOTAL	146

Q15 How often does your child's school or teachers provide you with information about ways you can help your child's learning at home?

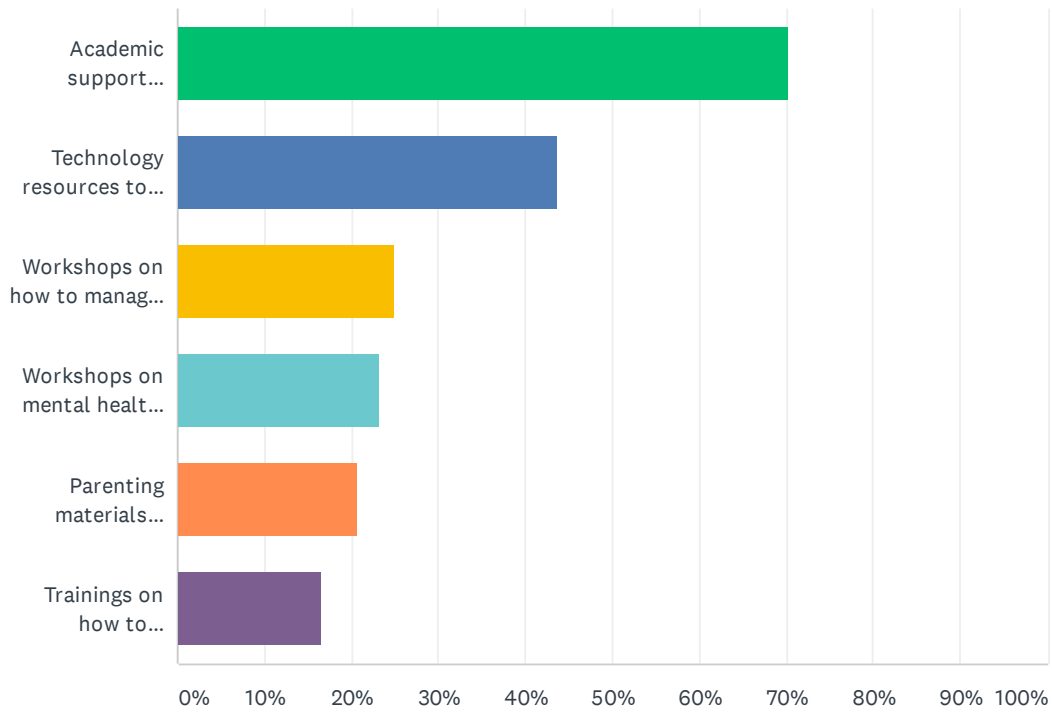
Answered: 147 Skipped: 22



ANSWER CHOICES	RESPONSES	
Sometimes	44.90%	66
Often	32.65%	48
Never	12.93%	19
Comments:	9.52%	14
TOTAL		147

Q16 What types of family engagement resources would you use if they were provided at your school?

Answered: 121 Skipped: 48



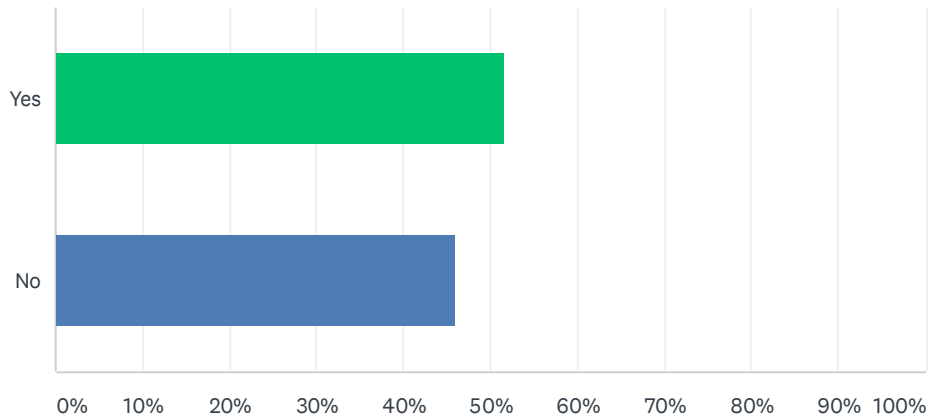
ANSWER CHOICES	RESPONSES	
Academic support materials for families to use at home	70.25%	85
Technology resources to support learning at home	43.80%	53
Workshops on how to manage behaviors at home	24.79%	30
Workshops on mental health resources	23.14%	28
Parenting materials (articles and books for check out)	20.66%	25
Trainings on how to participate in school decision-making committees	16.53%	20
Total Respondents: 121		

Q17 What can Brevard Public Schools do to ensure your child is successful in elementary school?

Answered: 76 Skipped: 93

Q18 Have you been given opportunities to provide input and feedback into school decisions (school improvement, Title I services, event planning, discipline)?

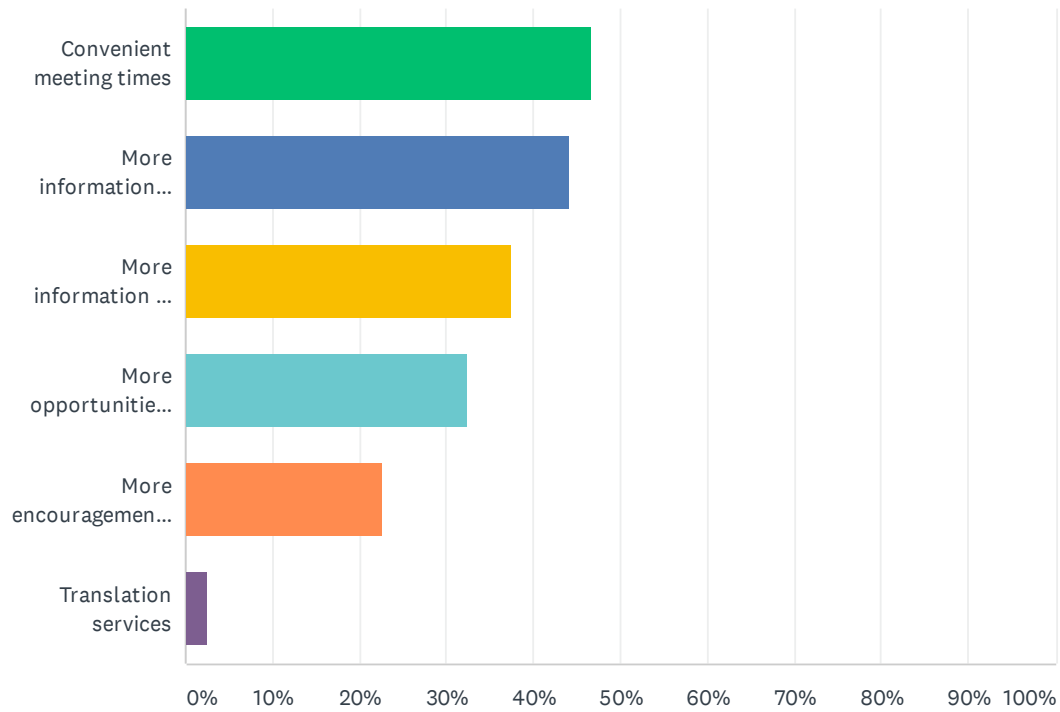
Answered: 141 Skipped: 28



ANSWER CHOICES	RESPONSES	
Yes	51.77%	73
No	46.10%	65
TOTAL		141

Q19 How could your school assist you in playing a more active role in school decision-making?

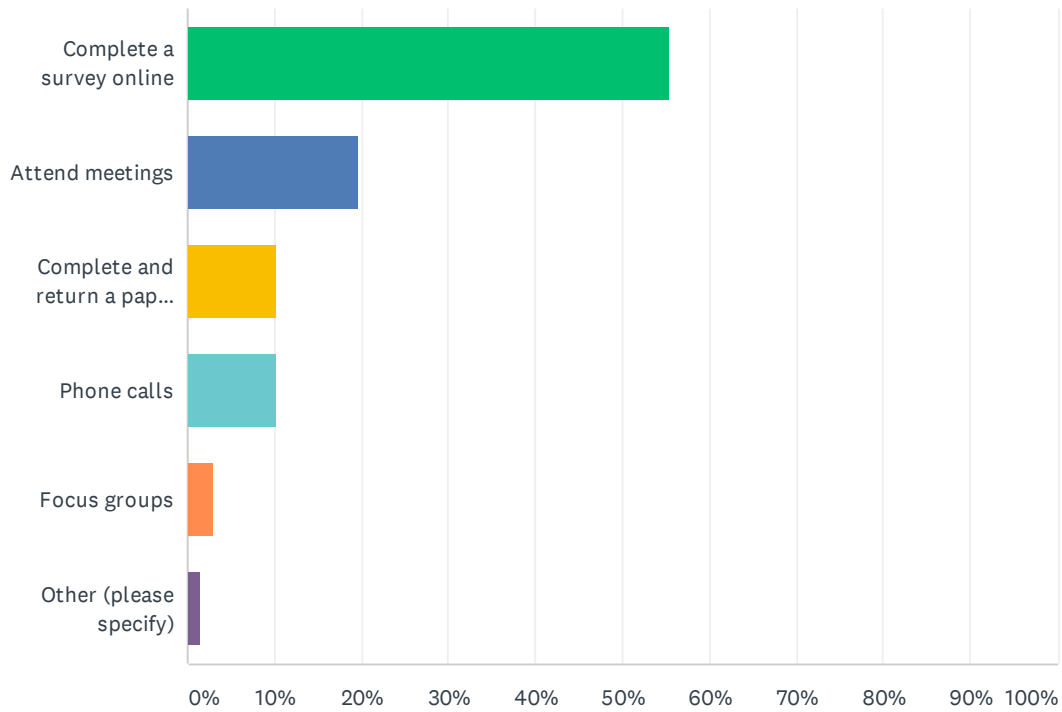
Answered: 120 Skipped: 49



ANSWER CHOICES	RESPONSES	
Convenient meeting times	46.67%	56
More information about school issues to be addressed	44.17%	53
More information on how to become engaged	37.50%	45
More opportunities to share my opinion about school issues	32.50%	39
More encouragement from the school to become engaged	22.50%	27
Translation services	2.50%	3
Total Respondents: 120		

Q20 What is the best way for you to provide input regarding your child's school?

Answered: 137 Skipped: 32



ANSWER CHOICES	RESPONSES	
Complete a survey online	55.47%	76
Attend meetings	19.71%	27
Complete and return a paper survey	10.22%	14
Phone calls	10.22%	14
Focus groups	2.92%	4
Other (please specify)	1.46%	2
TOTAL		137

Q21 What do you feel is working well at your child's school? (This is your chance to brag about your school and share what you like about it!)

Answered: 78 Skipped: 91

Q22 What do you feel is not working, difficult, and/or needs improvement at your child's school? (This is your chance to tell us what you would like to see changed.)

Answered: 82 Skipped: 87