


Q1 What school does your child attend?

Answered: 112 Skipped: 0



Brevard Public Schools Elementary Parent Survey 2019-2020

Elementary										
Croton Elementary										
DeLaura Middle										
Discovery Elementary										
Eau Gallie High										
Edgewood Jr./Sr. High										
Endeavour Elementary										
Eau Gallie High School ...										
Enterprise Elementary										
Fairglen Elementary										
Freedom 7 Elementary										
Gemini Elementary										
Golfview Elementary										
Harbor City Elementary										
Heritage High										
Holland Elementary										
Hoover Middle										
Imperial Estates...										
Indialantic Elementary										
Jackson Middle										
Jefferson Middle										


Brevard Public Schools Elementary Parent Survey 2019-2020

Johnson Middle
Jupiter
Elementary
Kennedy Middle
Lockmar
Elementary
Longleaf
Elementary
Madison Middle
Manatee
Elementary
McAuliffe
Elementary
McNair Magnet
Middle
Meadowlane
Intermediate...
Meadowlane
Primary...
Merritt Island
High School ...
Melbourne High
Merritt Island
High
MILA Elementary
Mims Elementary
Pathways at
Gardendale...
Oak Park
Elementary
Ocean Breeze
Elementary
Palm Bay
Elementary
Palm Bay High
School VPK...

Brevard Public Schools Elementary Parent Survey 2019-2020

Palm Bay Magnet High										
Pinewood Elementary										
Port Malabar Elementary										
Quest Elementary...										
Riviera Elementary										
Rockledge High										
Roosevelt Elementary										
Sabal Elementary										
Satellite High School VPK...										
Satellite High										
Saturn Elementary										
Sea Park Elementary										
Sherwood Elementary										
Pathways at Pine Grove...										
South Area Head Start										
South Lake Elementary										
Southwest Middle										
Space Coast Jr./Sr. High										
Stevenson Elementary										
Stone Middle										
Sunrise Elementary										

Brevard Public Schools Elementary Parent Survey 2019-2020



Brevard Public Schools Elementary Parent Survey 2019-2020

ANSWER CHOICES	RESPONSES	
Audubon Elementary	100.00%	112
Riverview School	0.00%	0
Allen, Roy Elementary	0.00%	0
Andersen Elementary	0.00%	0
Apollo Elementary	0.00%	0
Astronaut High	0.00%	0
Atlantis Elementary	0.00%	0
Bayside High	0.00%	0
Brevard Virtual Instruction Program (BVIP)	0.00%	0
Cambridge Elementary Magnet	0.00%	0
Cape View Elementary	0.00%	0
Carroll, Lewis Elementary	0.00%	0
Central Middle	0.00%	0
Challenger 7 Elementary	0.00%	0
Cocoa Beach Jr./Sr. High	0.00%	0
Cocoa High	0.00%	0
Columbia Elementary	0.00%	0
Coquina Elementary	0.00%	0
Dr W. J. Creel Elementary	0.00%	0
Croton Elementary	0.00%	0
DeLaura Middle	0.00%	0
Discovery Elementary	0.00%	0
Eau Gallie High	0.00%	0
Edgewood Jr./Sr. High	0.00%	0
Endeavour Elementary	0.00%	0
Eau Gallie High School VPK program	0.00%	0
Enterprise Elementary	0.00%	0
Fairglen Elementary	0.00%	0
Freedom 7 Elementary	0.00%	0
Gemini Elementary	0.00%	0
Golfview Elementary	0.00%	0
Harbor City Elementary	0.00%	0

Brevard Public Schools Elementary Parent Survey 2019-2020

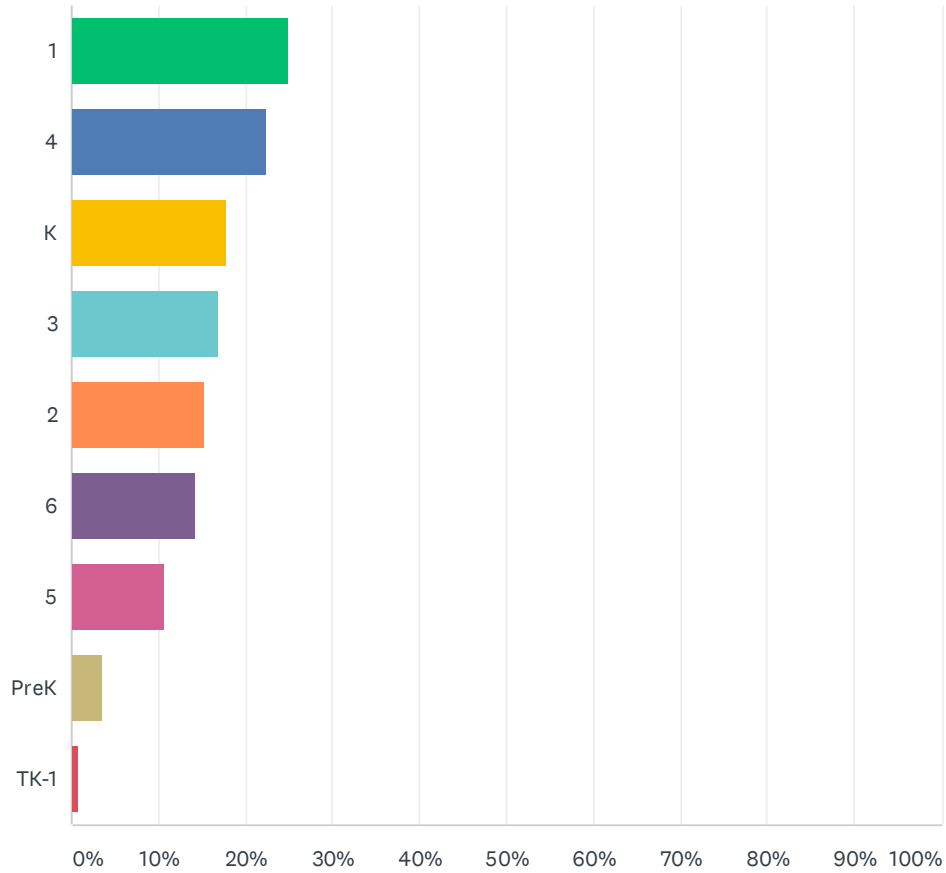
Heritage High	0.00%	0
Holland Elementary	0.00%	0
Hoover Middle	0.00%	0
Imperial Estates Elementary	0.00%	0
Indialantic Elementary	0.00%	0
Jackson Middle	0.00%	0
Jefferson Middle	0.00%	0
Johnson Middle	0.00%	0
Jupiter Elementary	0.00%	0
Kennedy Middle	0.00%	0
Lockmar Elementary	0.00%	0
Longleaf Elementary	0.00%	0
Madison Middle	0.00%	0
Manatee Elementary	0.00%	0
McAuliffe Elementary	0.00%	0
McNair Magnet Middle	0.00%	0
Meadowlane Intermediate Elementary	0.00%	0
Meadowlane Primary Elementary	0.00%	0
Merritt Island High School VPK program	0.00%	0
Melbourne High	0.00%	0
Merritt Island High	0.00%	0
MILA Elementary	0.00%	0
Mims Elementary	0.00%	0
Pathways at Gardendale (North/Central Area Alternative Center)	0.00%	0
Oak Park Elementary	0.00%	0
Ocean Breeze Elementary	0.00%	0
Palm Bay Elementary	0.00%	0
Palm Bay High School VPK program	0.00%	0
Palm Bay Magnet High	0.00%	0
Pinewood Elementary	0.00%	0
Port Malabar Elementary	0.00%	0
Quest Elementary School	0.00%	0
Riviera Elementary	0.00%	0
Rockledge High	0.00%	0

Brevard Public Schools Elementary Parent Survey 2019-2020

Roosevelt Elementary	0.00%	0
Sabal Elementary	0.00%	0
Satellite High School VPK program	0.00%	0
Satellite High	0.00%	0
Saturn Elementary	0.00%	0
Sea Park Elementary	0.00%	0
Sherwood Elementary	0.00%	0
Pathways at Pine Grove (South Area Alternative Center)	0.00%	0
South Area Head Start	0.00%	0
South Lake Elementary	0.00%	0
Southwest Middle	0.00%	0
Space Coast Jr./Sr. High	0.00%	0
Stevenson Elementary	0.00%	0
Stone Middle	0.00%	0
Sunrise Elementary	0.00%	0
Suntree Elementary	0.00%	0
Surfside Elementary	0.00%	0
Titusville High	0.00%	0
Tropical Elementary	0.00%	0
Turner Elementary	0.00%	0
University Park Elementary	0.00%	0
Viera High School VPK program	0.00%	0
Viera High	0.00%	0
West Melbourne Elementary School for Science	0.00%	0
West Shore Jr./Sr. High	0.00%	0
Westside Elementary	0.00%	0
Williams Elementary	0.00%	0
TOTAL		112

Q2 What is your child's current grade level?

Answered: 112 Skipped: 0

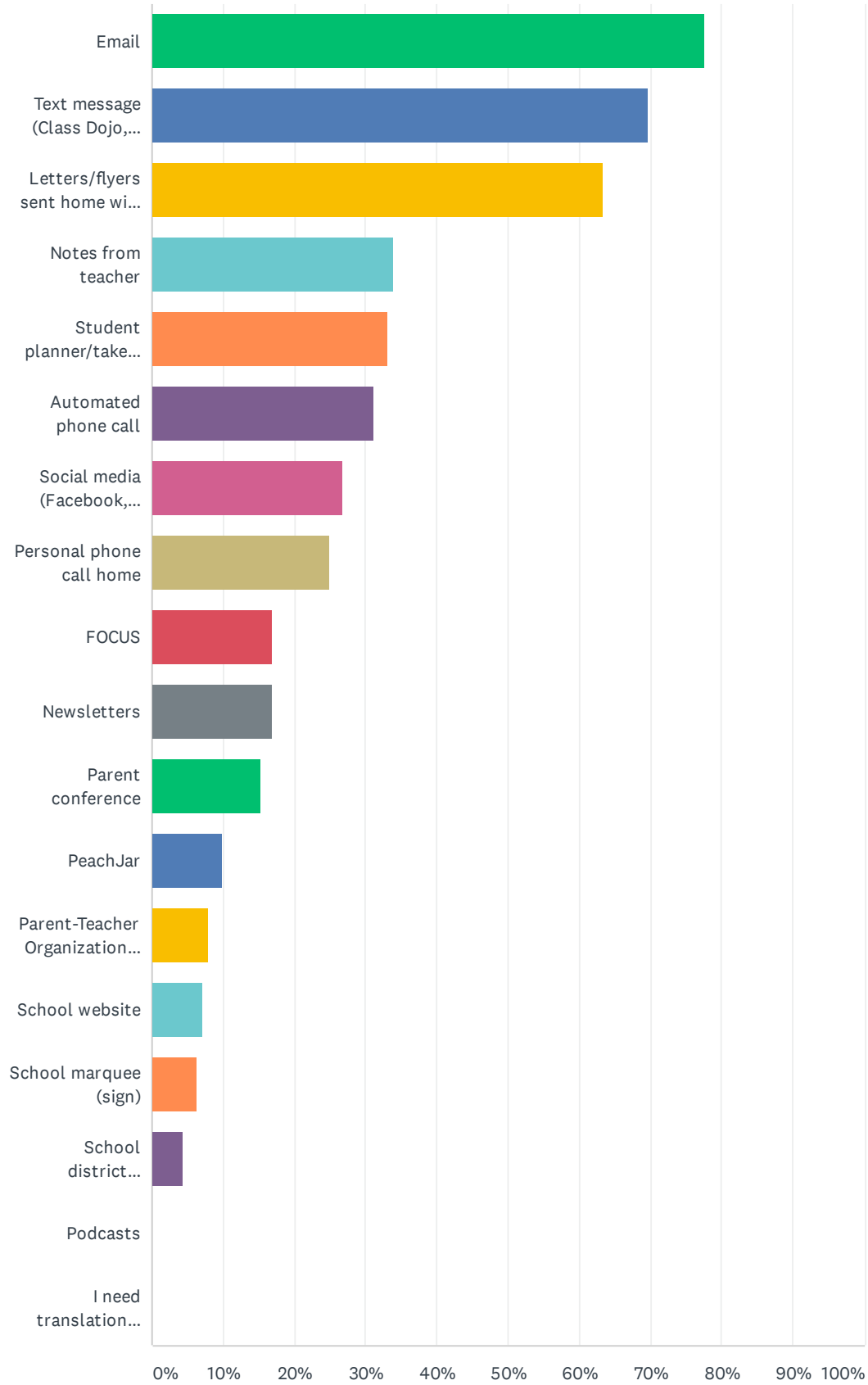


ANSWER CHOICES	RESPONSES	
1	25.00%	28
4	22.32%	25
K	17.86%	20
3	16.96%	19
2	15.18%	17
6	14.29%	16
5	10.71%	12
PreK	3.57%	4
TK-1	0.89%	1
Total Respondents: 112		

Q3 What is the best way for us to get important information regarding school events and/or your child's progress from the school? (check all that apply)

Answered: 112 Skipped: 0

Brevard Public Schools Elementary Parent Survey 2019-2020

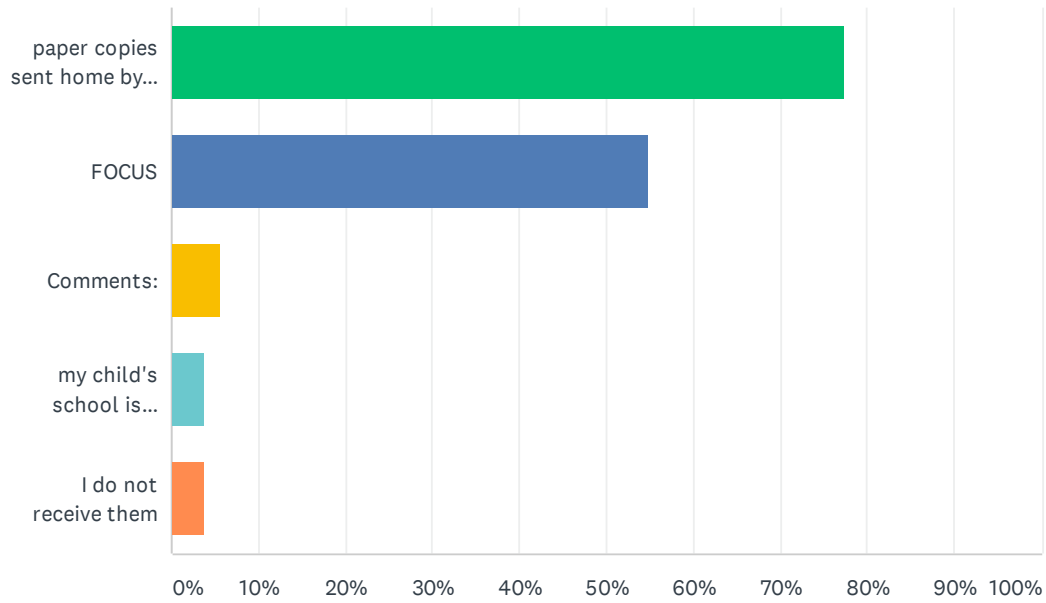


Brevard Public Schools Elementary Parent Survey 2019-2020

ANSWER CHOICES	RESPONSES	
Email	77.68%	87
Text message (Class Dojo, Remind)	69.64%	78
Letters/flyers sent home with students	63.39%	71
Notes from teacher	33.93%	38
Student planner/take-home folder	33.04%	37
Automated phone call	31.25%	35
Social media (Facebook, Twitter)	26.79%	30
Personal phone call home	25.00%	28
FOCUS	16.96%	19
Newsletters	16.96%	19
Parent conference	15.18%	17
PeachJar	9.82%	11
Parent-Teacher Organization (PTO/PTA)	8.04%	9
School website	7.14%	8
School marquee (sign)	6.25%	7
School district website	4.46%	5
Podcasts	0.00%	0
I need translation assistance	0.00%	0
Total Respondents: 112		

Q4 How do you receive interim reports and report cards?

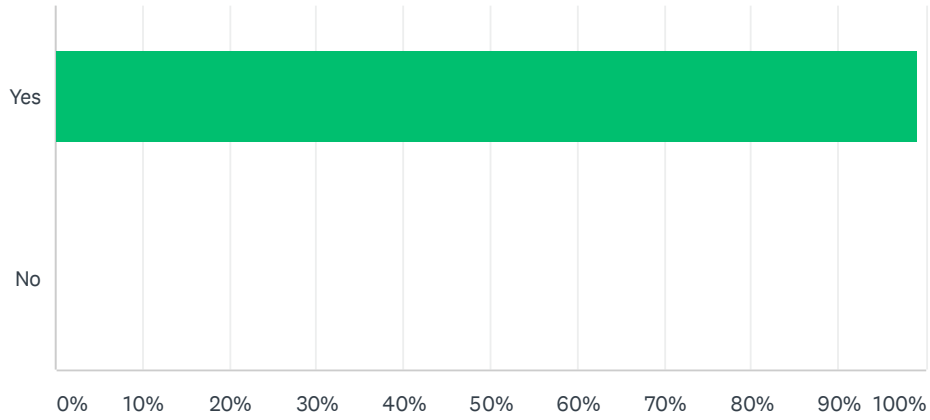
Answered: 106 Skipped: 6



ANSWER CHOICES	RESPONSES	
paper copies sent home by the school	77.36%	82
FOCUS	54.72%	58
Comments:	5.66%	6
my child's school is paperless	3.77%	4
I do not receive them	3.77%	4
Total Respondents: 106		

Q5 Do you feel welcome at your child's school?

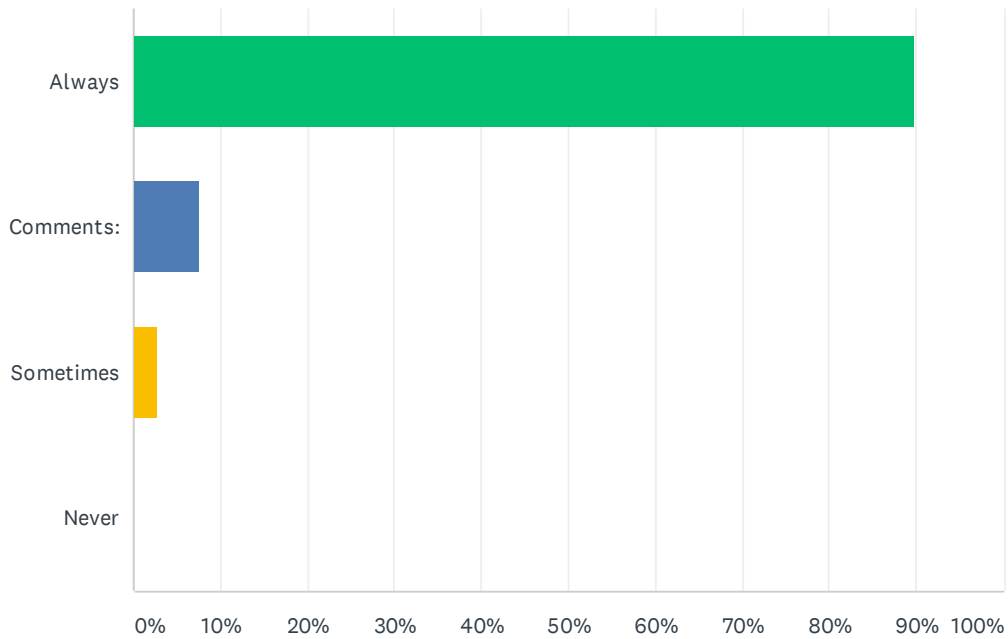
Answered: 107 Skipped: 5



ANSWER CHOICES	RESPONSES	
Yes	99.07%	106
No	0.00%	0
TOTAL		107

Q6 The office staff at my school is polite and is helpful in answering my questions or concerns.

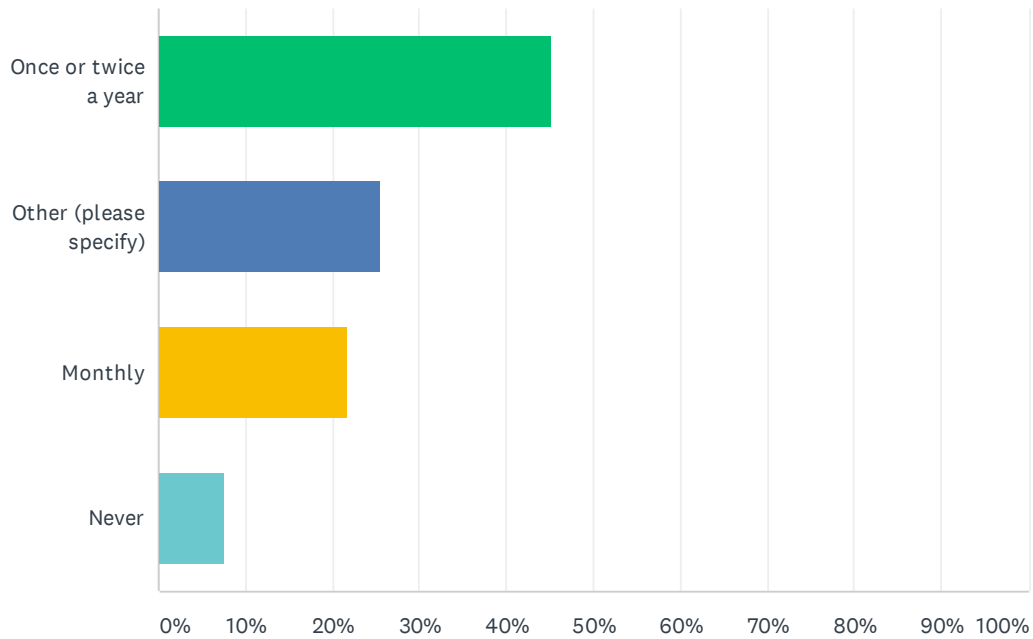
Answered: 107 Skipped: 5



ANSWER CHOICES	RESPONSES	
Always	89.72%	96
Comments:	7.48%	8
Sometimes	2.80%	3
Never	0.00%	0
TOTAL		107

Q7 In the past year, how often did you attend a parent meeting or event at your child's school that supported your child's academic success?

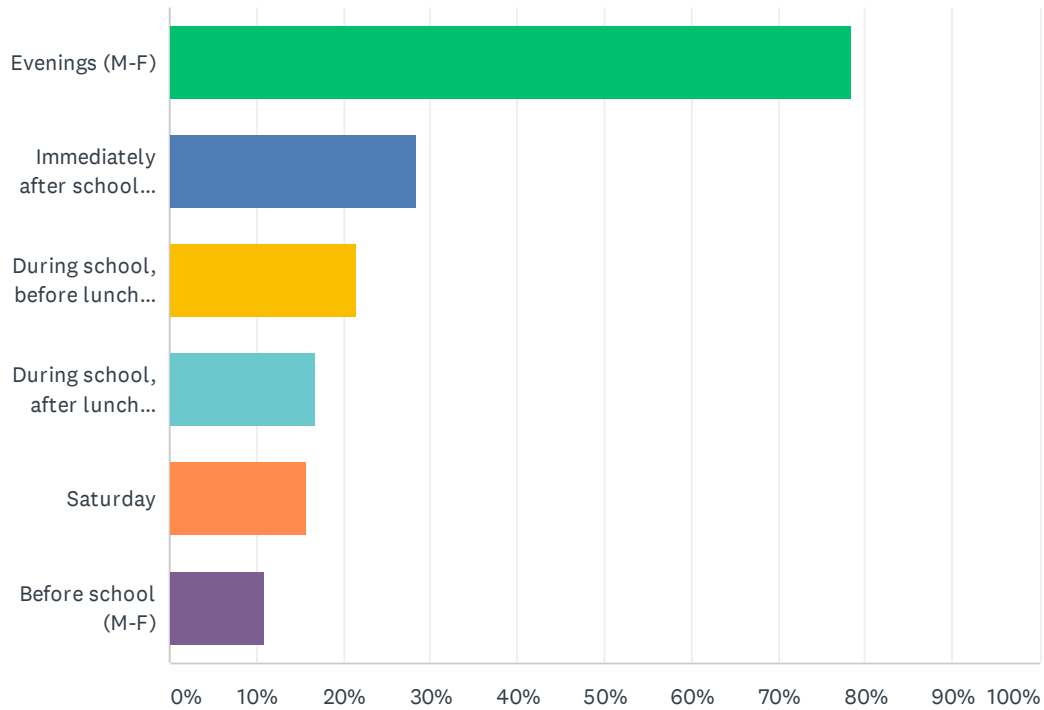
Answered: 106 Skipped: 6



ANSWER CHOICES	RESPONSES	
Once or twice a year	45.28%	48
Other (please specify)	25.47%	27
Monthly	21.70%	23
Never	7.55%	8
TOTAL		106

Q8 When is the best time for you to attend a school event for families?

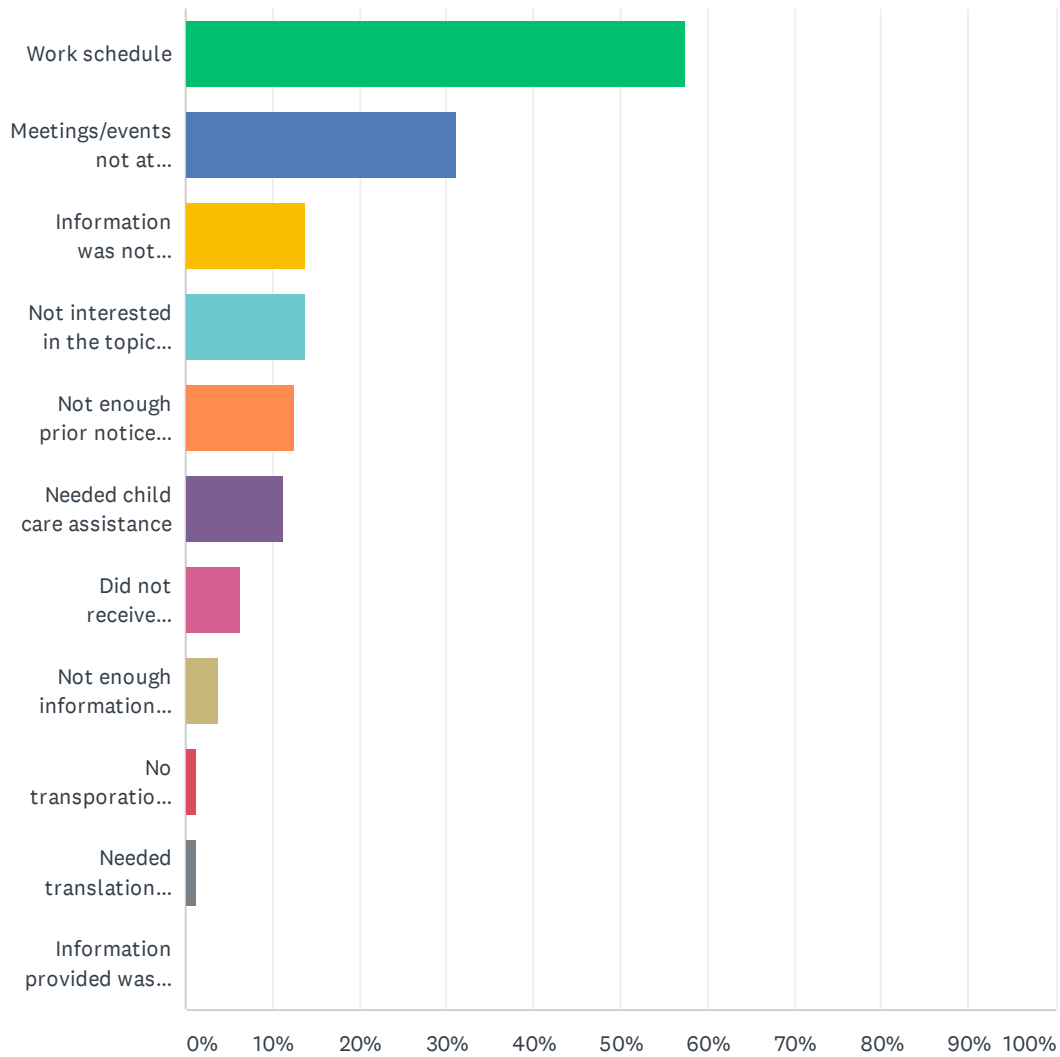
Answered: 102 Skipped: 10



ANSWER CHOICES	RESPONSES	
Evenings (M-F)	78.43%	80
Immediately after school (M-F)	28.43%	29
During school, before lunch (M-F)	21.57%	22
During school, after lunch (M-F)	16.67%	17
Saturday	15.69%	16
Before school (M-F)	10.78%	11
Total Respondents: 102		

Q9 If you were unable to attend informational meetings or academic events, please share why. (Check all that apply)

Answered: 80 Skipped: 32

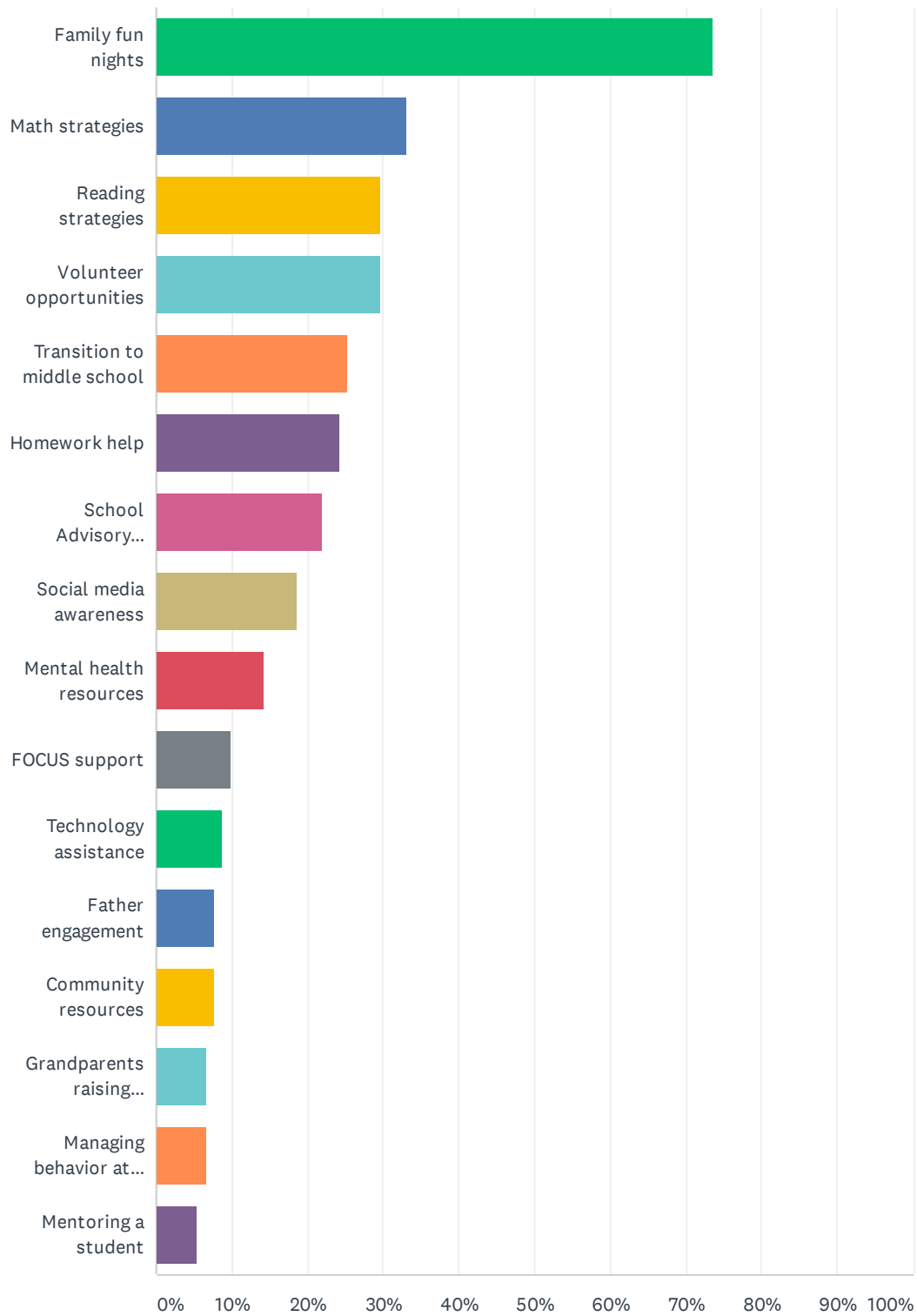


Brevard Public Schools Elementary Parent Survey 2019-2020

ANSWER CHOICES	RESPONSES	
Work schedule	57.50%	46
Meetings/events not at convenient times	31.25%	25
Information was not relevant to me/my child	13.75%	11
Not interested in the topics presented	13.75%	11
Not enough prior notice provided	12.50%	10
Needed child care assistance	11.25%	9
Did not receive information about meetings/events	6.25%	5
Not enough information provided	3.75%	3
No transportation to get to meetings/events	1.25%	1
Needed translation services	1.25%	1
Information provided was difficult to understand	0.00%	0
Total Respondents: 80		

Q10 Which of the following informational meetings and activities would you participate in or attend?

Answered: 91 Skipped: 21



Brevard Public Schools Elementary Parent Survey 2019-2020

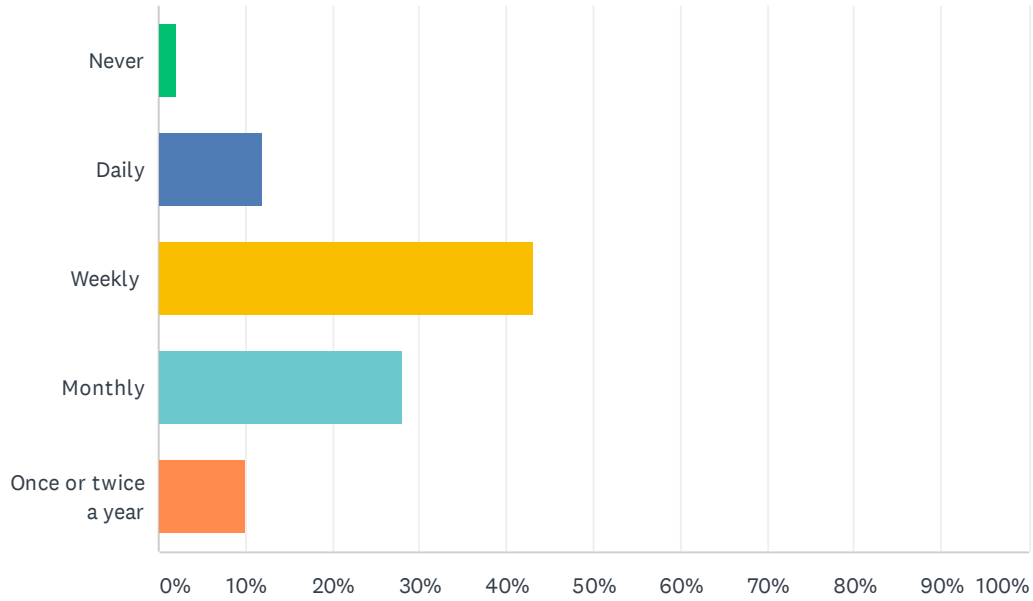
ANSWER CHOICES	RESPONSES	
Family fun nights	73.63%	67
Math strategies	32.97%	30
Reading strategies	29.67%	27
Volunteer opportunities	29.67%	27
Transition to middle school	25.27%	23
Homework help	24.18%	22
School Advisory Council (SAC) or Parent-Teacher Organization (PTO/PTA)	21.98%	20
Social media awareness	18.68%	17
Mental health resources	14.29%	13
FOCUS support	9.89%	9
Technology assistance	8.79%	8
Father engagement	7.69%	7
Community resources	7.69%	7
Grandparents raising grandchildren	6.59%	6
Managing behavior at home	6.59%	6
Mentoring a student	5.49%	5
Total Respondents: 91		

Q11 In what ways can family engagement be strengthened at your child's school?

Answered: 40 Skipped: 72

Q12 How often do you communicate with your child's teachers?

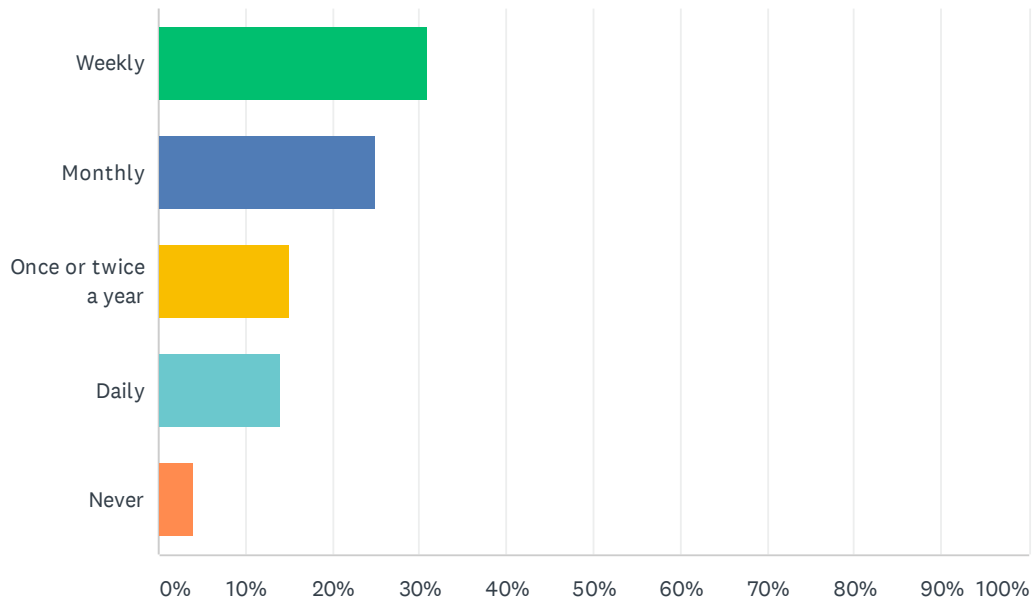
Answered: 100 Skipped: 12



ANSWER CHOICES	RESPONSES	
Never	2.00%	2
Daily	12.00%	12
Weekly	43.00%	43
Monthly	28.00%	28
Once or twice a year	10.00%	10
TOTAL		100

Q13 How often does your child's teacher communicate with you about your child's progress?

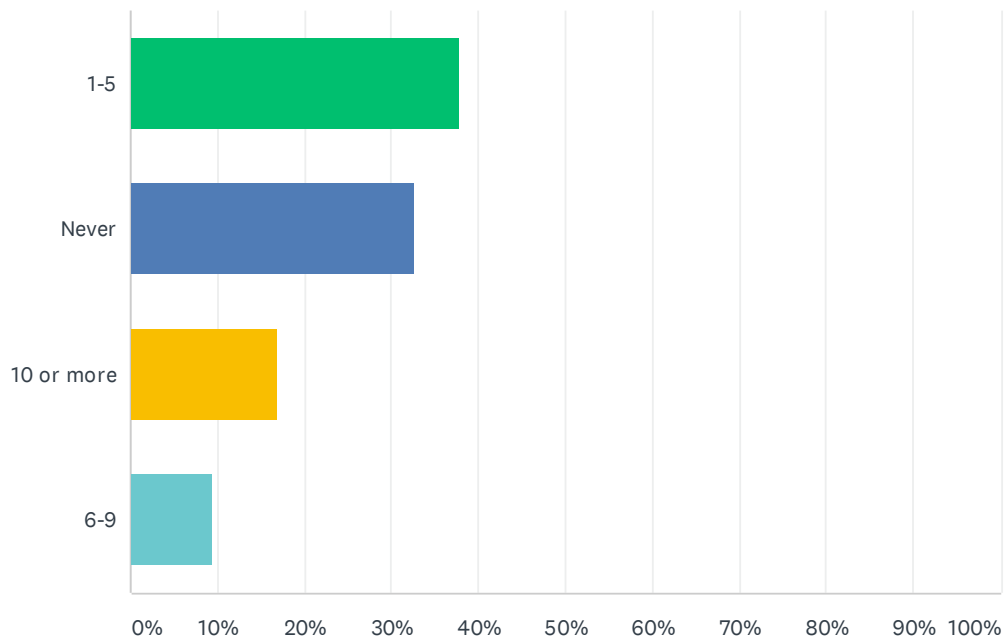
Answered: 100 Skipped: 12



ANSWER CHOICES	RESPONSES	
Weekly	31.00%	31
Monthly	25.00%	25
Once or twice a year	15.00%	15
Daily	14.00%	14
Never	4.00%	4
TOTAL		100

Q14 How many times per month do you access your child's grades and attendance information through FOCUS?

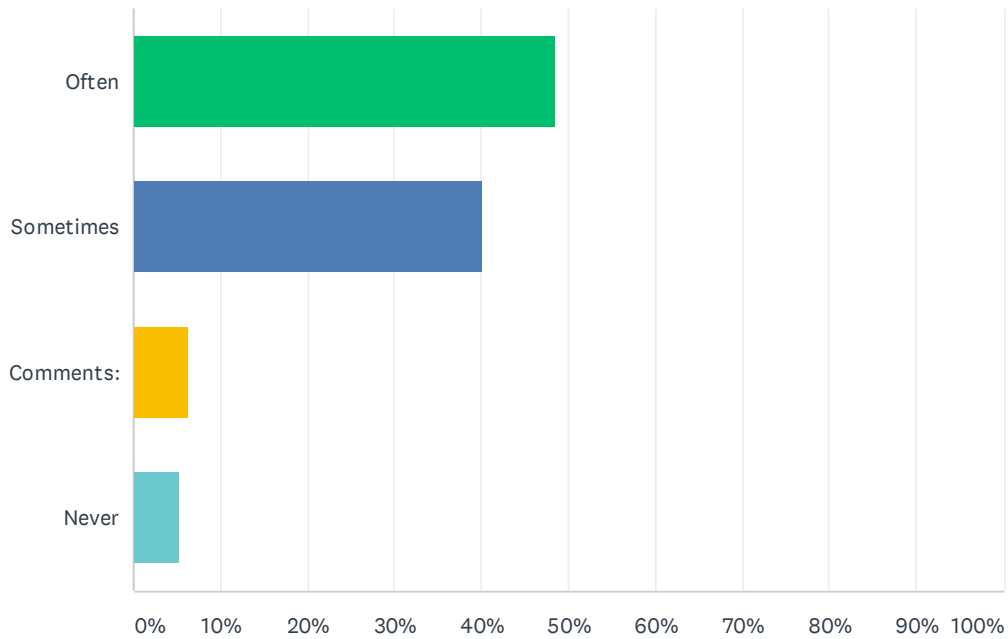
Answered: 95 Skipped: 17



ANSWER CHOICES	RESPONSES
1-5	37.89% 36
Never	32.63% 31
10 or more	16.84% 16
6-9	9.47% 9
TOTAL	95

Q15 How often does your child's school or teachers provide you with information about ways you can help your child's learning at home?

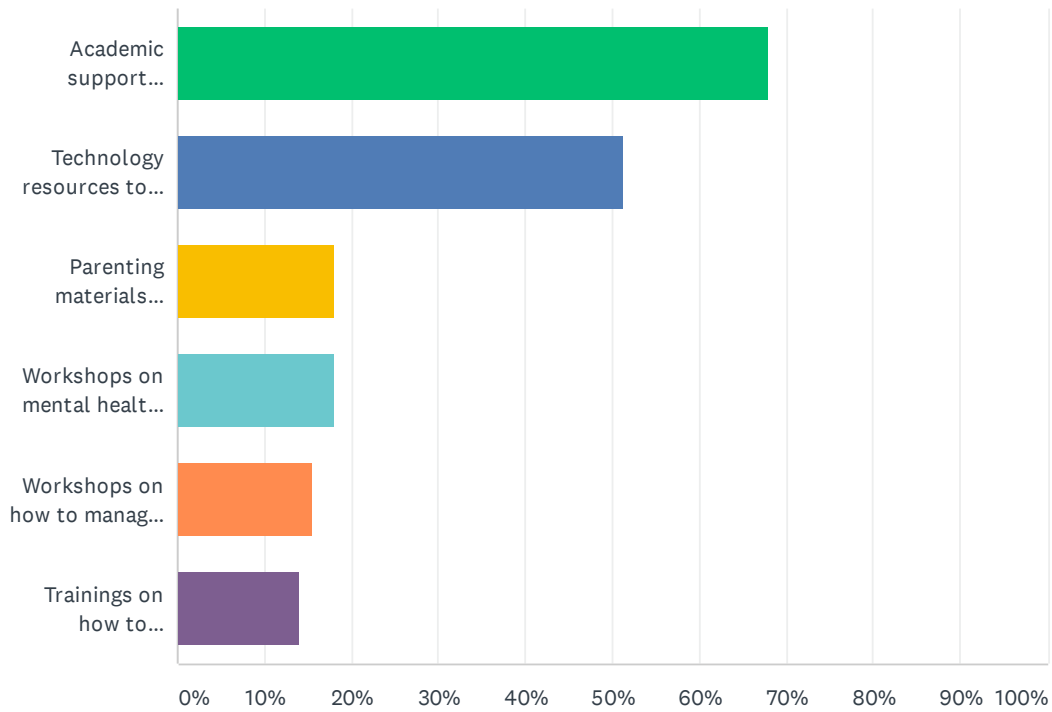
Answered: 97 Skipped: 15



ANSWER CHOICES	RESPONSES	
Often	48.45%	47
Sometimes	40.21%	39
Comments:	6.19%	6
Never	5.15%	5
TOTAL		97

Q16 What types of family engagement resources would you use if they were provided at your school?

Answered: 78 Skipped: 34



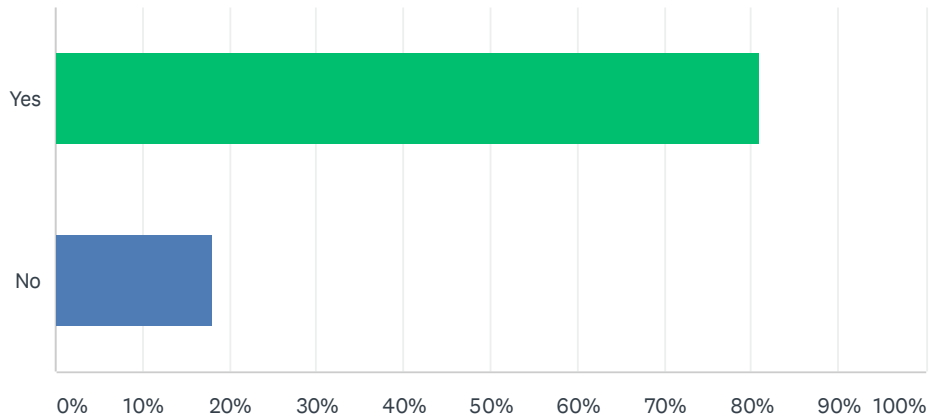
ANSWER CHOICES	RESPONSES	
Academic support materials for families to use at home	67.95%	53
Technology resources to support learning at home	51.28%	40
Parenting materials (articles and books for check out)	17.95%	14
Workshops on mental health resources	17.95%	14
Workshops on how to manage behaviors at home	15.38%	12
Trainings on how to participate in school decision-making committees	14.10%	11
Total Respondents: 78		

Q17 What can Brevard Public Schools do to ensure your child is successful in elementary school?

Answered: 45 Skipped: 67

Q18 Have you been given opportunities to provide input and feedback into school decisions (school improvement, Title I services, event planning, discipline)?

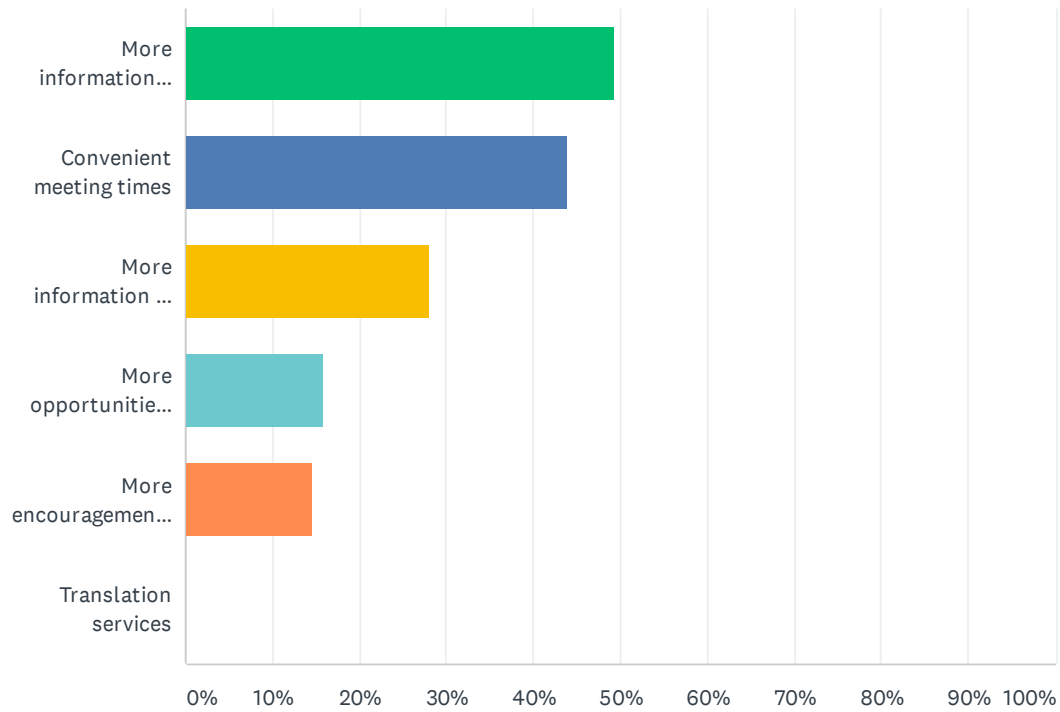
Answered: 95 Skipped: 17



ANSWER CHOICES	RESPONSES	
Yes	81.05%	77
No	17.89%	17
TOTAL		95

Q19 How could your school assist you in playing a more active role in school decision-making?

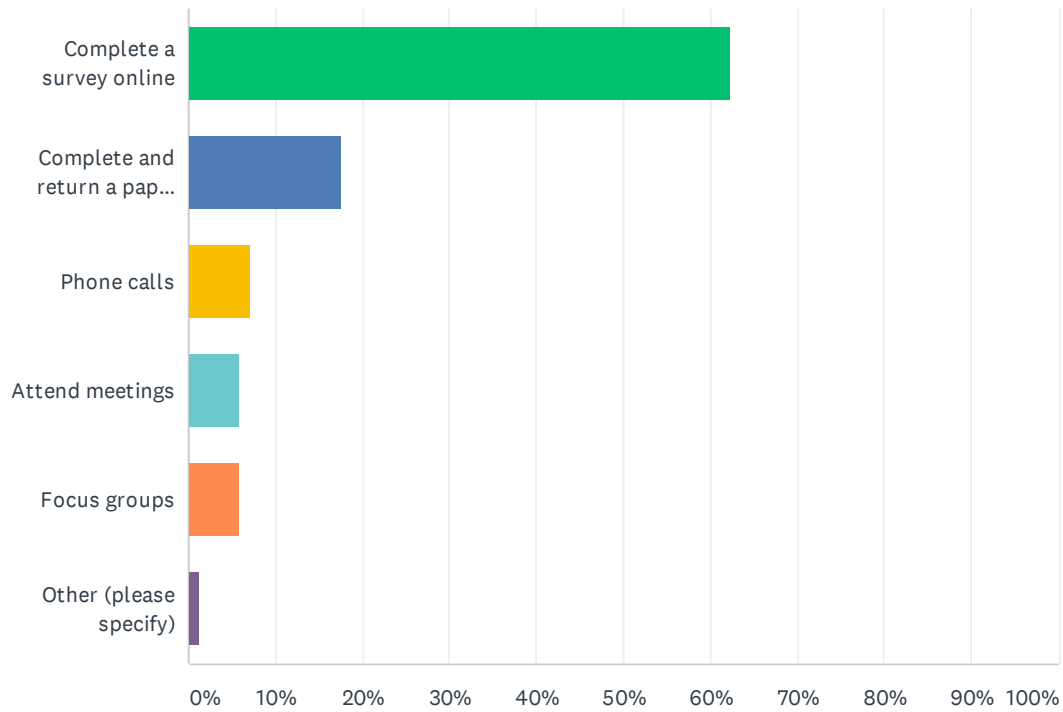
Answered: 75 Skipped: 37



ANSWER CHOICES	RESPONSES	
More information about school issues to be addressed	49.33%	37
Convenient meeting times	44.00%	33
More information on how to become engaged	28.00%	21
More opportunities to share my opinion about school issues	16.00%	12
More encouragement from the school to become engaged	14.67%	11
Translation services	0.00%	0
Total Respondents: 75		

Q20 What is the best way for you to provide input regarding your child's school?

Answered: 85 Skipped: 27



ANSWER CHOICES	RESPONSES	
Complete a survey online	62.35%	53
Complete and return a paper survey	17.65%	15
Phone calls	7.06%	6
Attend meetings	5.88%	5
Focus groups	5.88%	5
Other (please specify)	1.18%	1
TOTAL		85

Q21 What do you feel is working well at your child's school? (This is your chance to brag about your school and share what you like about it!)

Answered: 57 Skipped: 55

Q22 What do you feel is not working, difficult, and/or needs improvement at your child's school? (This is your chance to tell us what you would like to see changed.)

Answered: 52 Skipped: 60