


# Q1 What school does your child attend?

Answered: 18 Skipped: 0



Brevard Public Schools Elementary Parent Survey 2019-2020

Elementary										
Croton Elementary										
DeLaura Middle										
Discovery Elementary										
Eau Gallie High										
Edgewood Jr./Sr. High										
Endeavour Elementary										
Eau Gallie High School ...										
Enterprise Elementary										
Fairglen Elementary										
Freedom 7 Elementary										
Gemini Elementary										
Golfview Elementary										
Harbor City Elementary										
Heritage High										
Holland Elementary										
Hoover Middle										
Imperial Estates...										
Indialantic Elementary										
Jackson Middle										
Jefferson Middle										


Brevard Public Schools Elementary Parent Survey 2019-2020

Johnson Middle  
Jupiter  
Elementary  
Kennedy Middle  
Lockmar  
Elementary  
Longleaf  
Elementary  
Madison Middle  
Manatee  
Elementary  
McAuliffe  
Elementary  
McNair Magnet  
Middle  
Meadowlane  
Intermediate...  
Meadowlane  
Primary...  
Merritt Island  
High School ...  
Melbourne High  
Merritt Island  
High  
MILA Elementary  
Mims Elementary  
Pathways at  
Gardendale...  
Oak Park  
Elementary  
Ocean Breeze  
Elementary  
Palm Bay  
Elementary  
Palm Bay High  
School VPK...

Brevard Public Schools Elementary Parent Survey 2019-2020

Palm Bay Magnet High										
Pinewood Elementary										
Port Malabar Elementary										
Quest Elementary...										
Riviera Elementary										
Rockledge High										
Roosevelt Elementary										
Sabal Elementary										
Satellite High School VPK...										
Satellite High										
Saturn Elementary										
Sea Park Elementary										
Sherwood Elementary										
Pathways at Pine Grove...										
South Area Head Start										
South Lake Elementary										
Southwest Middle										
Space Coast Jr./Sr. High										
Stevenson Elementary										
Stone Middle										
Sunrise Elementary										

# Brevard Public Schools Elementary Parent Survey 2019-2020



Brevard Public Schools Elementary Parent Survey 2019-2020

ANSWER CHOICES	RESPONSES	
Brevard Virtual Instruction Program (BVIP)	100.00%	18
Riverview School	0.00%	0
Allen, Roy Elementary	0.00%	0
Andersen Elementary	0.00%	0
Apollo Elementary	0.00%	0
Astronaut High	0.00%	0
Atlantis Elementary	0.00%	0
Audubon Elementary	0.00%	0
Bayside High	0.00%	0
Cambridge Elementary Magnet	0.00%	0
Cape View Elementary	0.00%	0
Carroll, Lewis Elementary	0.00%	0
Central Middle	0.00%	0
Challenger 7 Elementary	0.00%	0
Cocoa Beach Jr./Sr. High	0.00%	0
Cocoa High	0.00%	0
Columbia Elementary	0.00%	0
Coquina Elementary	0.00%	0
Dr W. J. Creel Elementary	0.00%	0
Croton Elementary	0.00%	0
DeLaura Middle	0.00%	0
Discovery Elementary	0.00%	0
Eau Gallie High	0.00%	0
Edgewood Jr./Sr. High	0.00%	0
Endeavour Elementary	0.00%	0
Eau Gallie High School VPK program	0.00%	0
Enterprise Elementary	0.00%	0
Fairglen Elementary	0.00%	0
Freedom 7 Elementary	0.00%	0
Gemini Elementary	0.00%	0
Golfview Elementary	0.00%	0
Harbor City Elementary	0.00%	0

Brevard Public Schools Elementary Parent Survey 2019-2020

Heritage High	0.00%	0
Holland Elementary	0.00%	0
Hoover Middle	0.00%	0
Imperial Estates Elementary	0.00%	0
Indialantic Elementary	0.00%	0
Jackson Middle	0.00%	0
Jefferson Middle	0.00%	0
Johnson Middle	0.00%	0
Jupiter Elementary	0.00%	0
Kennedy Middle	0.00%	0
Lockmar Elementary	0.00%	0
Longleaf Elementary	0.00%	0
Madison Middle	0.00%	0
Manatee Elementary	0.00%	0
McAuliffe Elementary	0.00%	0
McNair Magnet Middle	0.00%	0
Meadowlane Intermediate Elementary	0.00%	0
Meadowlane Primary Elementary	0.00%	0
Merritt Island High School VPK program	0.00%	0
Melbourne High	0.00%	0
Merritt Island High	0.00%	0
MILA Elementary	0.00%	0
Mims Elementary	0.00%	0
Pathways at Gardendale (North/Central Area Alternative Center)	0.00%	0
Oak Park Elementary	0.00%	0
Ocean Breeze Elementary	0.00%	0
Palm Bay Elementary	0.00%	0
Palm Bay High School VPK program	0.00%	0
Palm Bay Magnet High	0.00%	0
Pinewood Elementary	0.00%	0
Port Malabar Elementary	0.00%	0
Quest Elementary School	0.00%	0
Riviera Elementary	0.00%	0
Rockledge High	0.00%	0

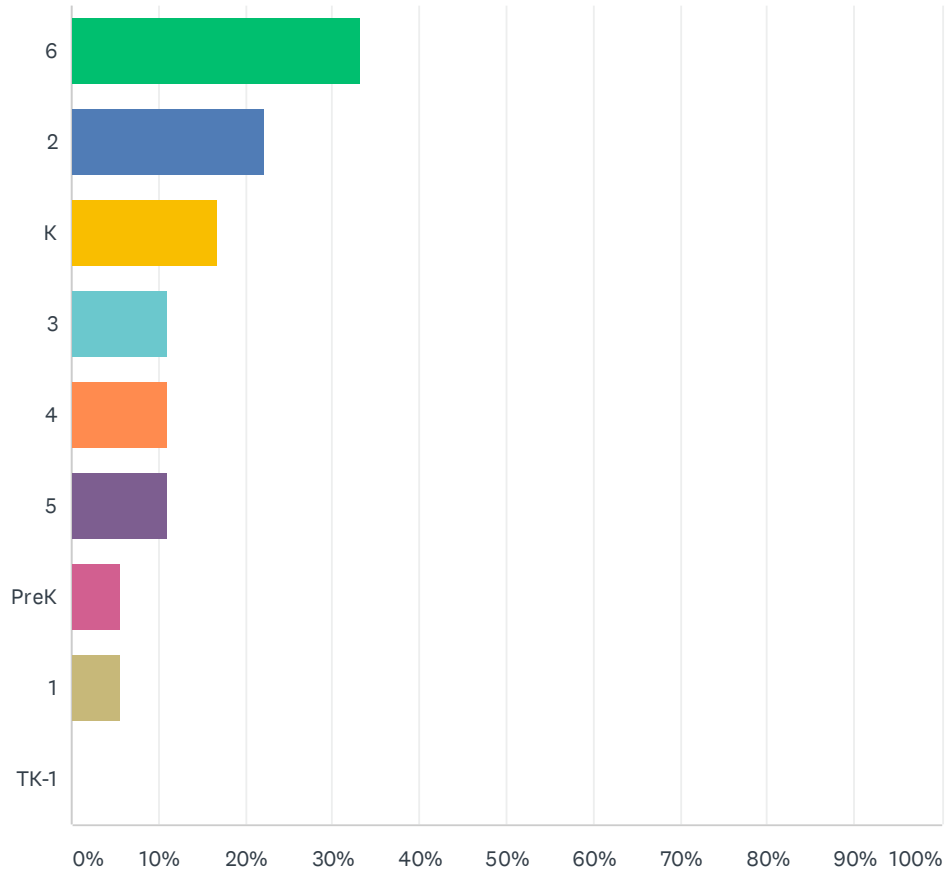
Brevard Public Schools Elementary Parent Survey 2019-2020

Roosevelt Elementary	0.00%	0
Sabal Elementary	0.00%	0
Satellite High School VPK program	0.00%	0
Satellite High	0.00%	0
Saturn Elementary	0.00%	0
Sea Park Elementary	0.00%	0
Sherwood Elementary	0.00%	0
Pathways at Pine Grove (South Area Alternative Center)	0.00%	0
South Area Head Start	0.00%	0
South Lake Elementary	0.00%	0
Southwest Middle	0.00%	0
Space Coast Jr./Sr. High	0.00%	0
Stevenson Elementary	0.00%	0
Stone Middle	0.00%	0
Sunrise Elementary	0.00%	0
Suntree Elementary	0.00%	0
Surfside Elementary	0.00%	0
Titusville High	0.00%	0
Tropical Elementary	0.00%	0
Turner Elementary	0.00%	0
University Park Elementary	0.00%	0
Viera High School VPK program	0.00%	0
Viera High	0.00%	0
West Melbourne Elementary School for Science	0.00%	0
West Shore Jr./Sr. High	0.00%	0
Westside Elementary	0.00%	0
Williams Elementary	0.00%	0
<b>TOTAL</b>		<b>18</b>



## Q2 What is your child's current grade level?

Answered: 18 Skipped: 0

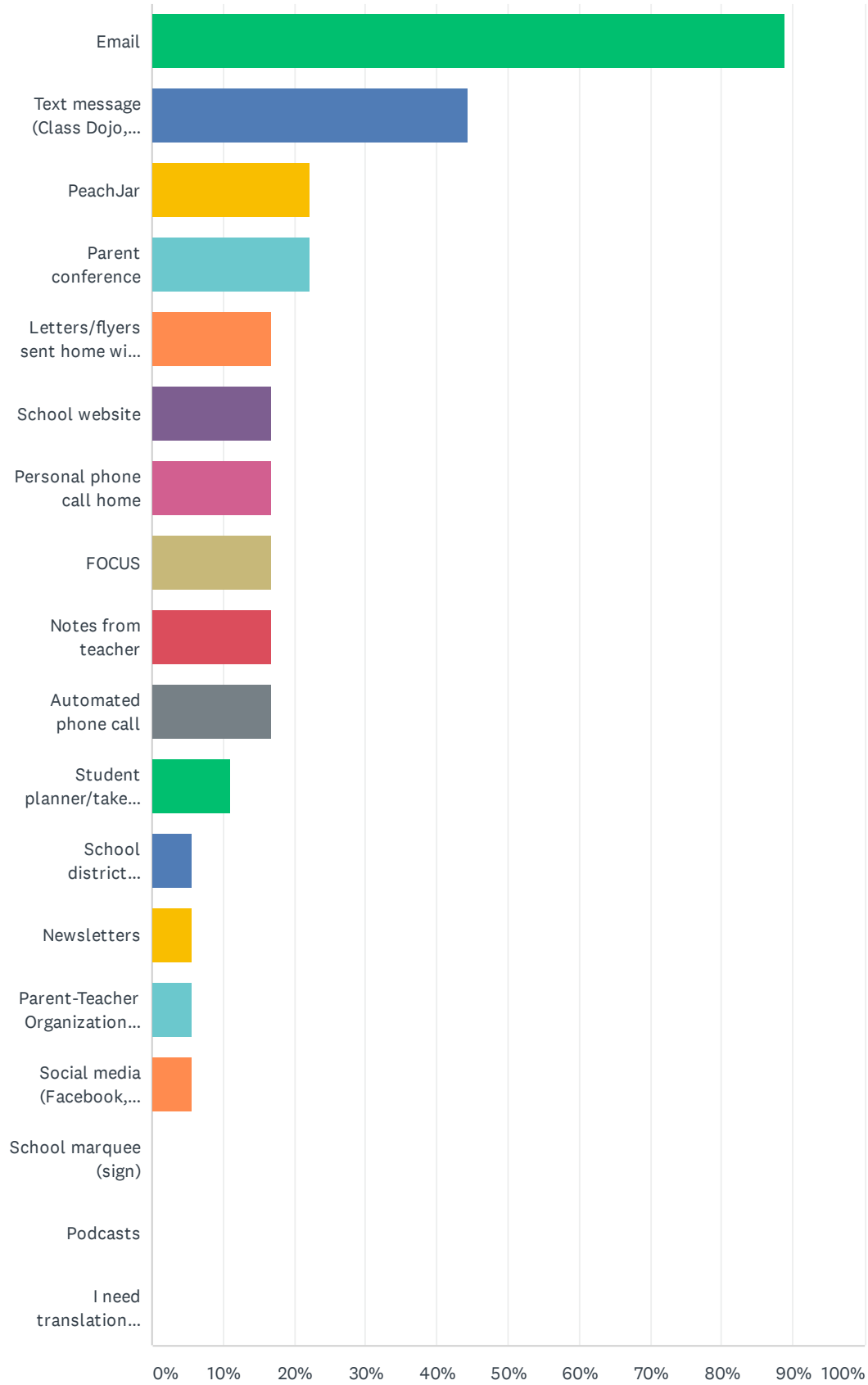


ANSWER CHOICES	RESPONSES	
6	33.33%	6
2	22.22%	4
K	16.67%	3
3	11.11%	2
4	11.11%	2
5	11.11%	2
PreK	5.56%	1
1	5.56%	1
TK-1	0.00%	0
Total Respondents: 18		

**Q3 What is the best way for us to get important information regarding school events and/or your child's progress from the school? (check all that apply)**

Answered: 18 Skipped: 0

# Brevard Public Schools Elementary Parent Survey 2019-2020

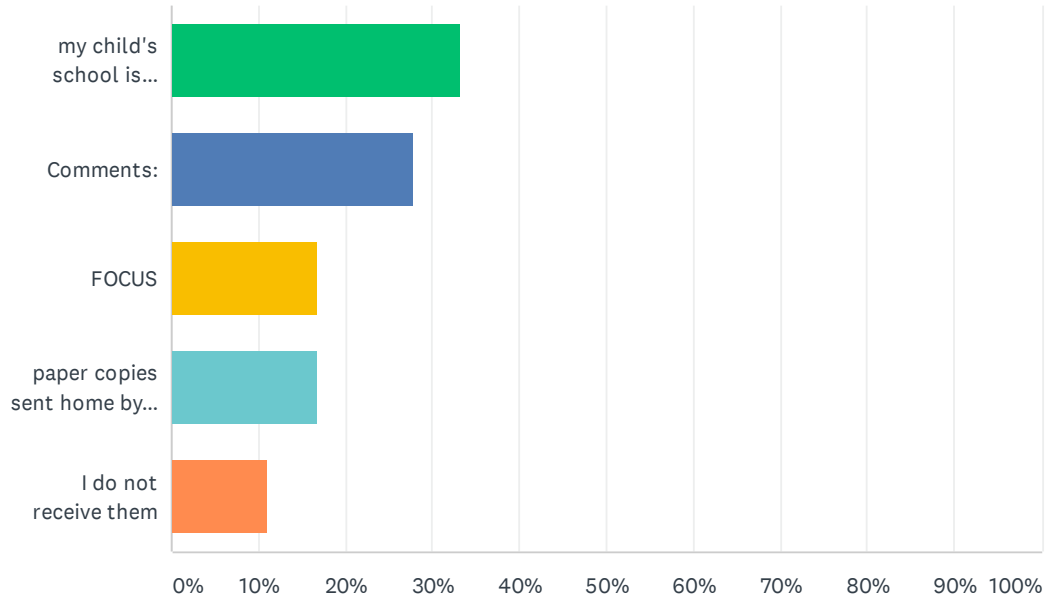


Brevard Public Schools Elementary Parent Survey 2019-2020

ANSWER CHOICES	RESPONSES	
Email	88.89%	16
Text message (Class Dojo, Remind)	44.44%	8
PeachJar	22.22%	4
Parent conference	22.22%	4
Letters/flyers sent home with students	16.67%	3
School website	16.67%	3
Personal phone call home	16.67%	3
FOCUS	16.67%	3
Notes from teacher	16.67%	3
Automated phone call	16.67%	3
Student planner/take-home folder	11.11%	2
School district website	5.56%	1
Newsletters	5.56%	1
Parent-Teacher Organization (PTO/PTA)	5.56%	1
Social media (Facebook, Twitter)	5.56%	1
School marquee (sign)	0.00%	0
Podcasts	0.00%	0
I need translation assistance	0.00%	0
Total Respondents: 18		

## Q4 How do you receive interim reports and report cards?

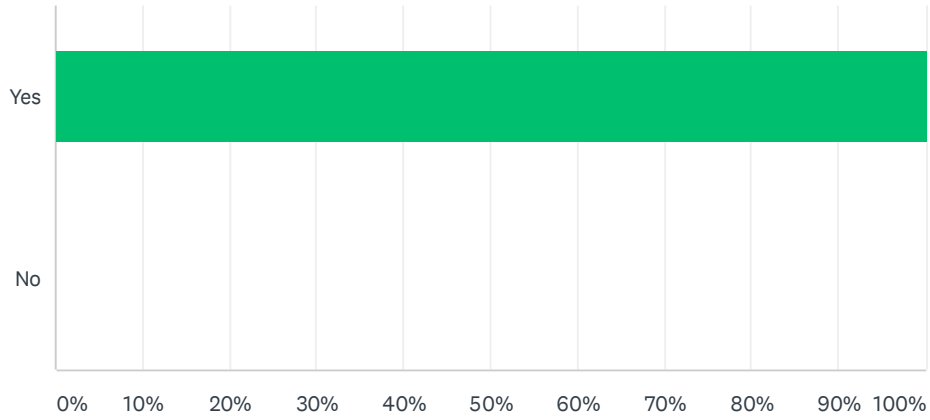
Answered: 18 Skipped: 0



ANSWER CHOICES	RESPONSES	
my child's school is paperless	33.33%	6
Comments:	27.78%	5
FOCUS	16.67%	3
paper copies sent home by the school	16.67%	3
I do not receive them	11.11%	2
Total Respondents: 18		

## Q5 Do you feel welcome at your child's school?

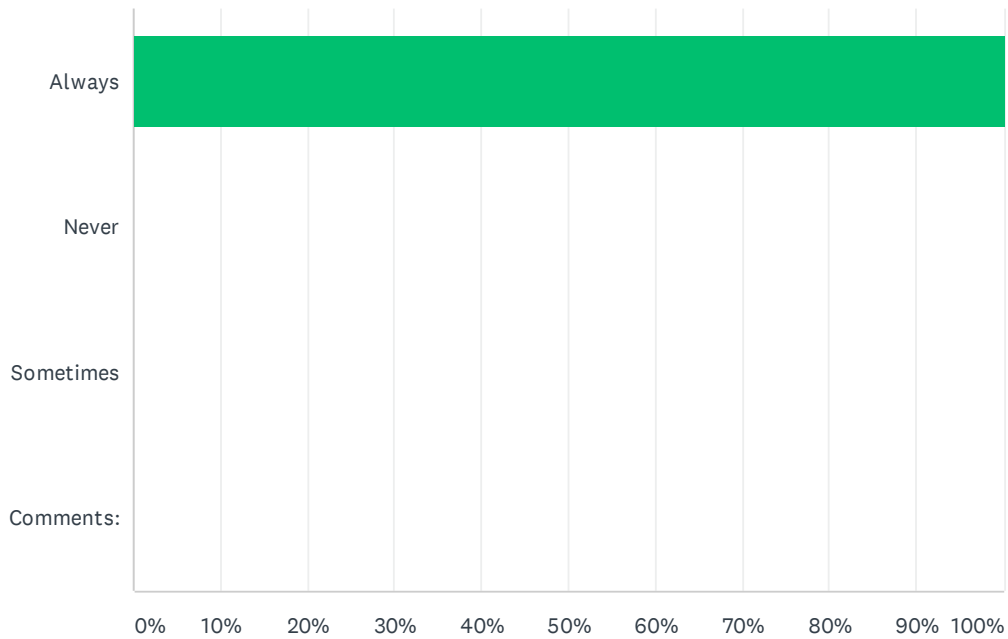
Answered: 17 Skipped: 1



ANSWER CHOICES	RESPONSES	
Yes	100.00%	17
No	0.00%	0
TOTAL		17

### Q6 The office staff at my school is polite and is helpful in answering my questions or concerns.

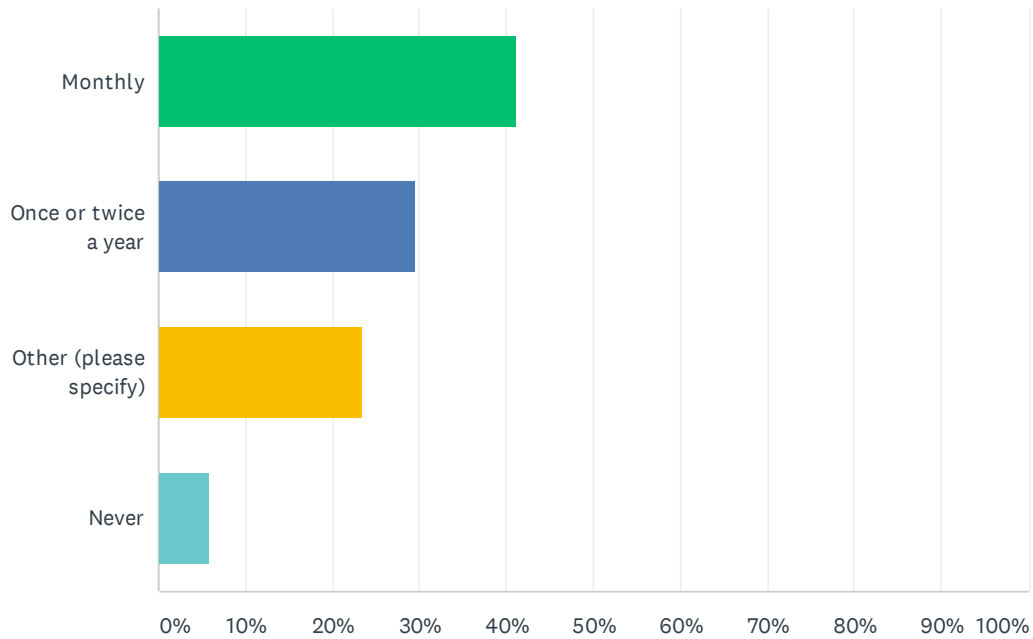
Answered: 16 Skipped: 2



ANSWER CHOICES	RESPONSES	
Always	100.00%	16
Never	0.00%	0
Sometimes	0.00%	0
Comments:	0.00%	0
<b>TOTAL</b>		<b>16</b>

### Q7 In the past year, how often did you attend a parent meeting or event at your child's school that supported your child's academic success?

Answered: 17 Skipped: 1

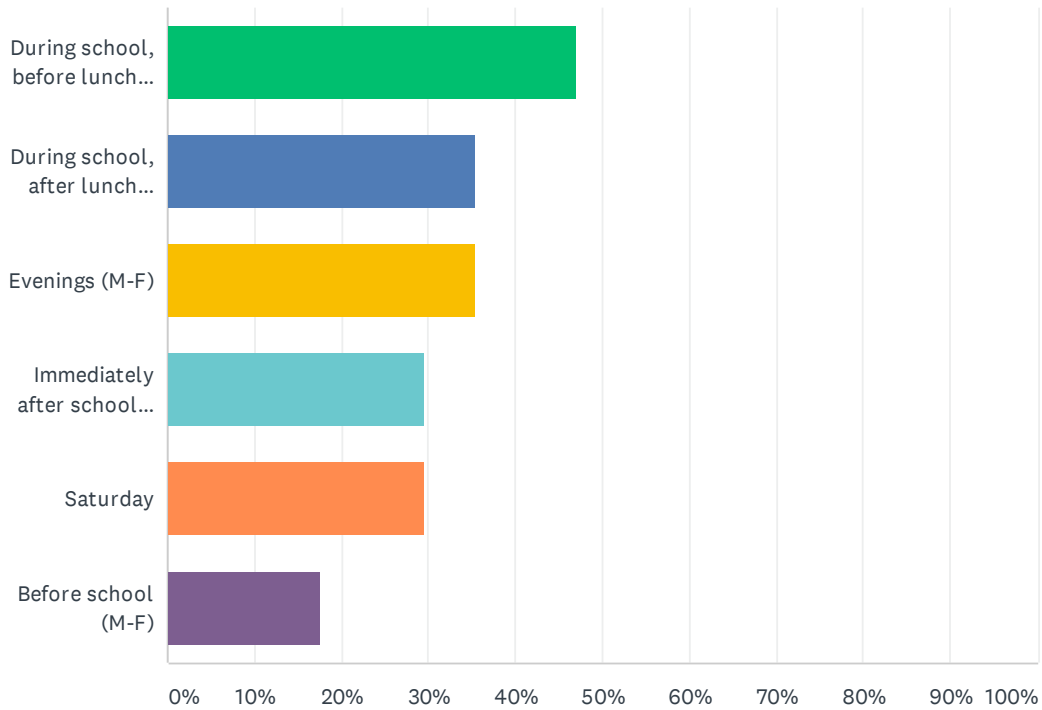


ANSWER CHOICES	RESPONSES	
Monthly	41.18%	7
Once or twice a year	29.41%	5
Other (please specify)	23.53%	4
Never	5.88%	1
<b>TOTAL</b>		<b>17</b>



## Q8 When is the best time for you to attend a school event for families?

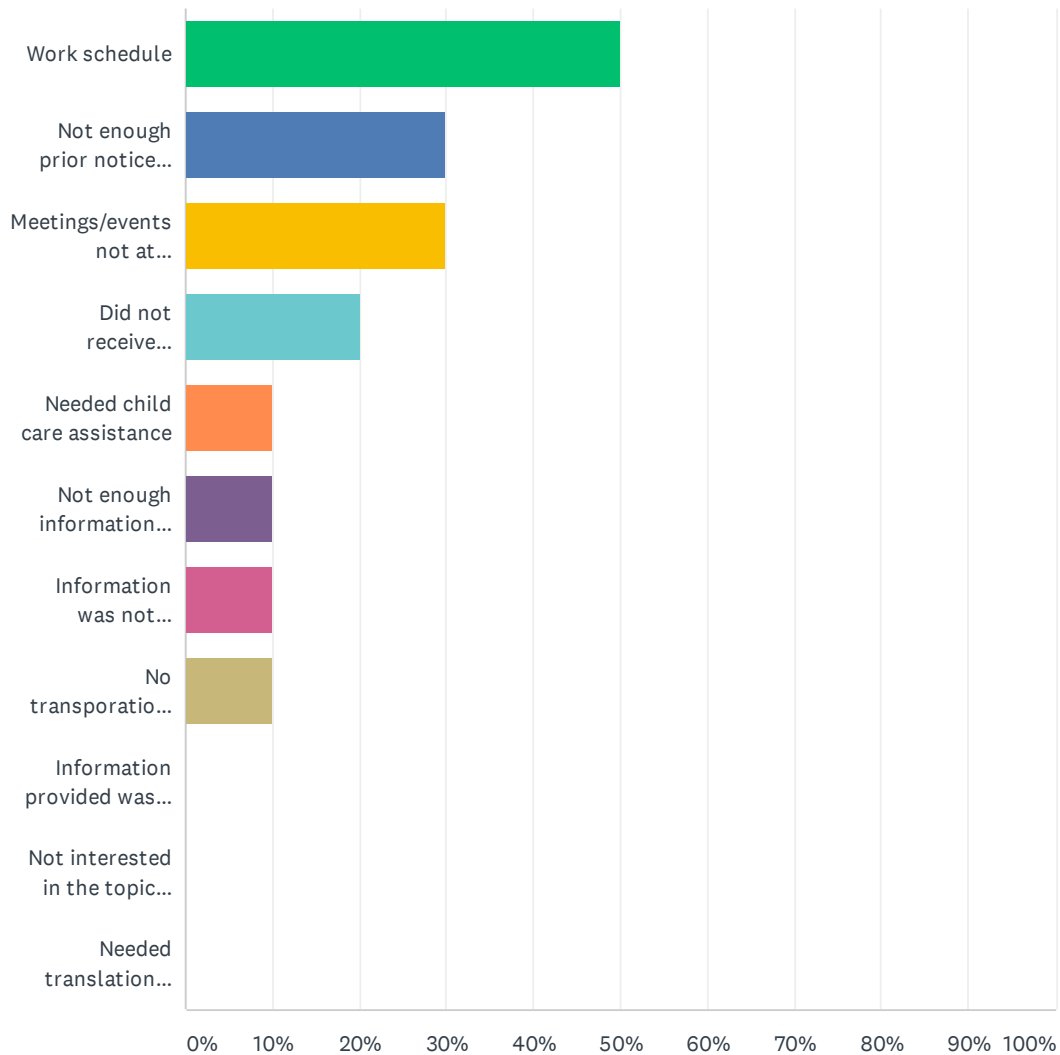
Answered: 17 Skipped: 1



ANSWER CHOICES	RESPONSES	
During school, before lunch (M-F)	47.06%	8
During school, after lunch (M-F)	35.29%	6
Evenings (M-F)	35.29%	6
Immediately after school (M-F)	29.41%	5
Saturday	29.41%	5
Before school (M-F)	17.65%	3
Total Respondents: 17		

### Q9 If you were unable to attend informational meetings or academic events, please share why. (Check all that apply)

Answered: 10 Skipped: 8

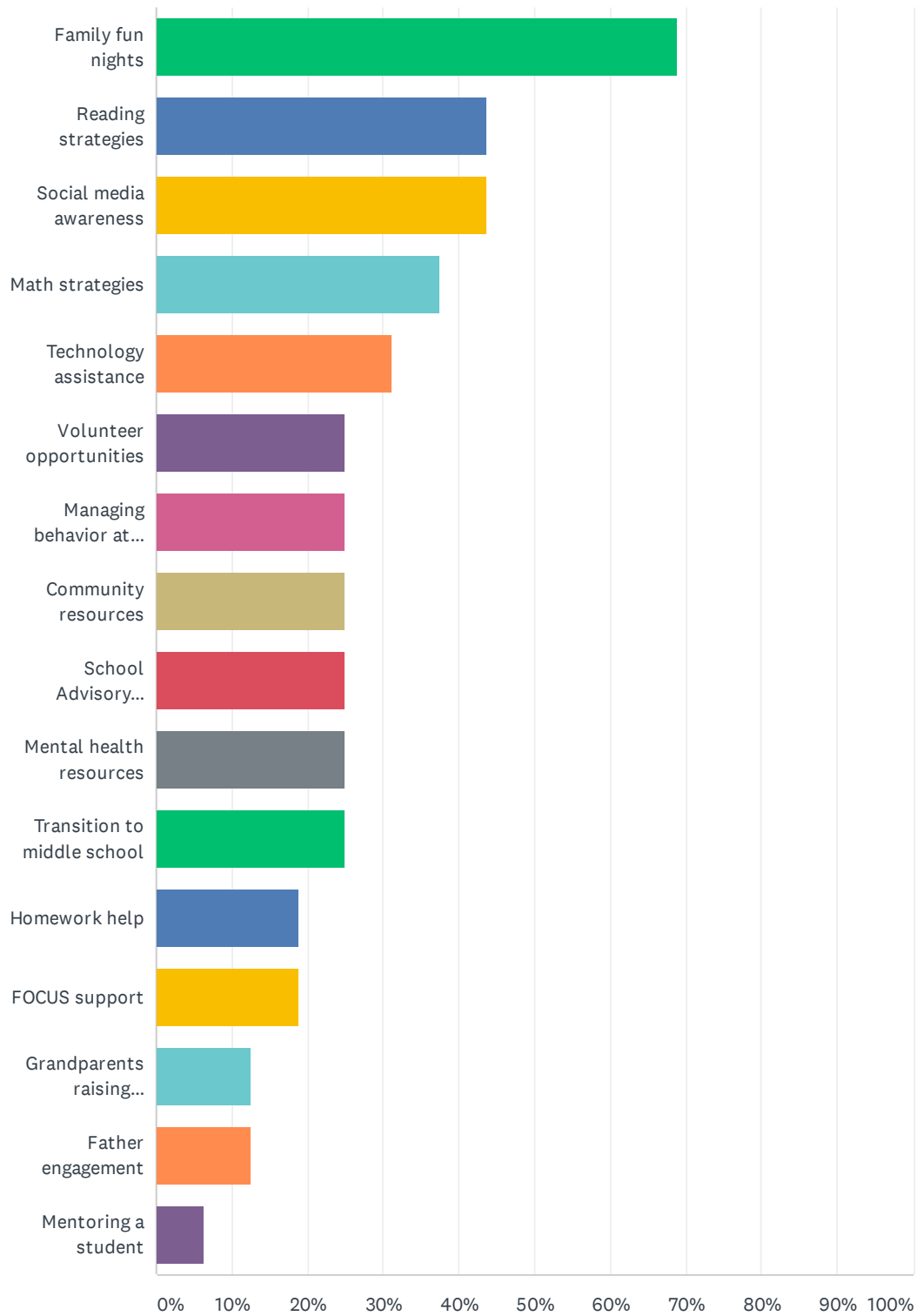


Brevard Public Schools Elementary Parent Survey 2019-2020

ANSWER CHOICES	RESPONSES	
Work schedule	50.00%	5
Not enough prior notice provided	30.00%	3
Meetings/events not at convenient times	30.00%	3
Did not receive information about meetings/events	20.00%	2
Needed child care assistance	10.00%	1
Not enough information provided	10.00%	1
Information was not relevant to me/my child	10.00%	1
No transporation to get to meetings/events	10.00%	1
Information provided was difficult to understand	0.00%	0
Not interested in the topics presented	0.00%	0
Needed translation services	0.00%	0
Total Respondents: 10		

### Q10 Which of the following informational meetings and activities would you participate in or attend?

Answered: 16 Skipped: 2



Brevard Public Schools Elementary Parent Survey 2019-2020

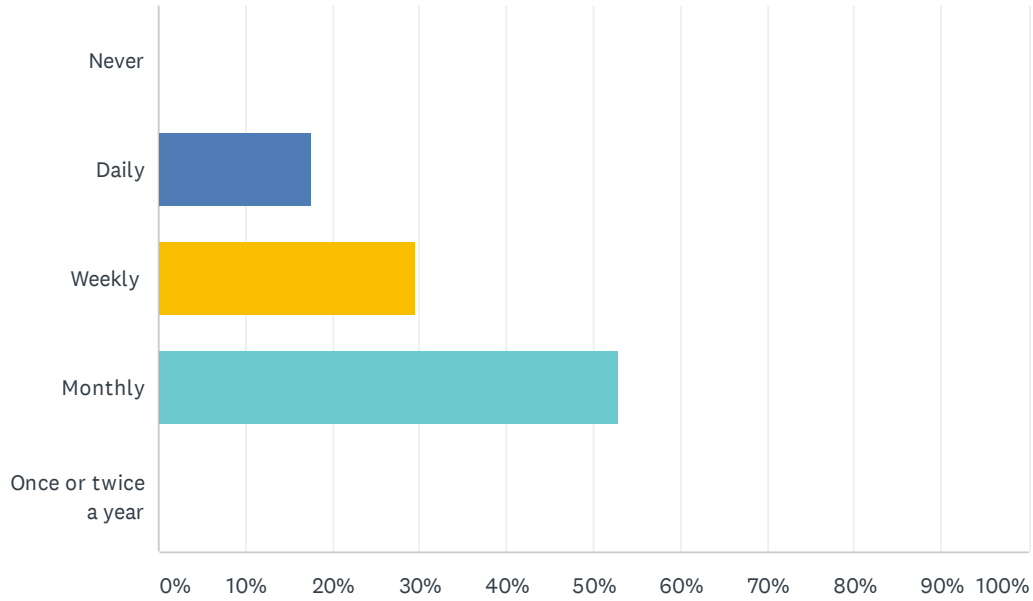
ANSWER CHOICES	RESPONSES	
Family fun nights	68.75%	11
Reading strategies	43.75%	7
Social media awareness	43.75%	7
Math strategies	37.50%	6
Technology assistance	31.25%	5
Volunteer opportunities	25.00%	4
Managing behavior at home	25.00%	4
Community resources	25.00%	4
School Advisory Council (SAC) or Parent-Teacher Organization (PTO/PTA)	25.00%	4
Mental health resources	25.00%	4
Transition to middle school	25.00%	4
Homework help	18.75%	3
FOCUS support	18.75%	3
Grandparents raising grandchildren	12.50%	2
Father engagement	12.50%	2
Mentoring a student	6.25%	1
Total Respondents: 16		

**Q11 In what ways can family engagement be strengthened at your child's school?**

Answered: 7 Skipped: 11

## Q12 How often do you communicate with your child's teachers?

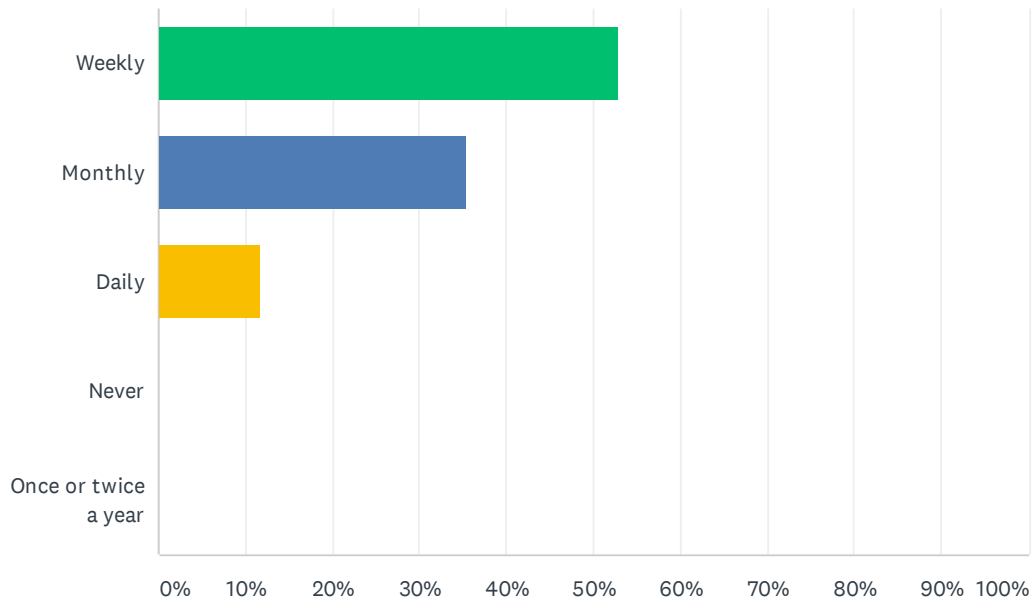
Answered: 17 Skipped: 1



ANSWER CHOICES	RESPONSES	
Never	0.00%	0
Daily	17.65%	3
Weekly	29.41%	5
Monthly	52.94%	9
Once or twice a year	0.00%	0
<b>TOTAL</b>		<b>17</b>

### Q13 How often does your child's teacher communicate with you about your child's progress?

Answered: 17 Skipped: 1

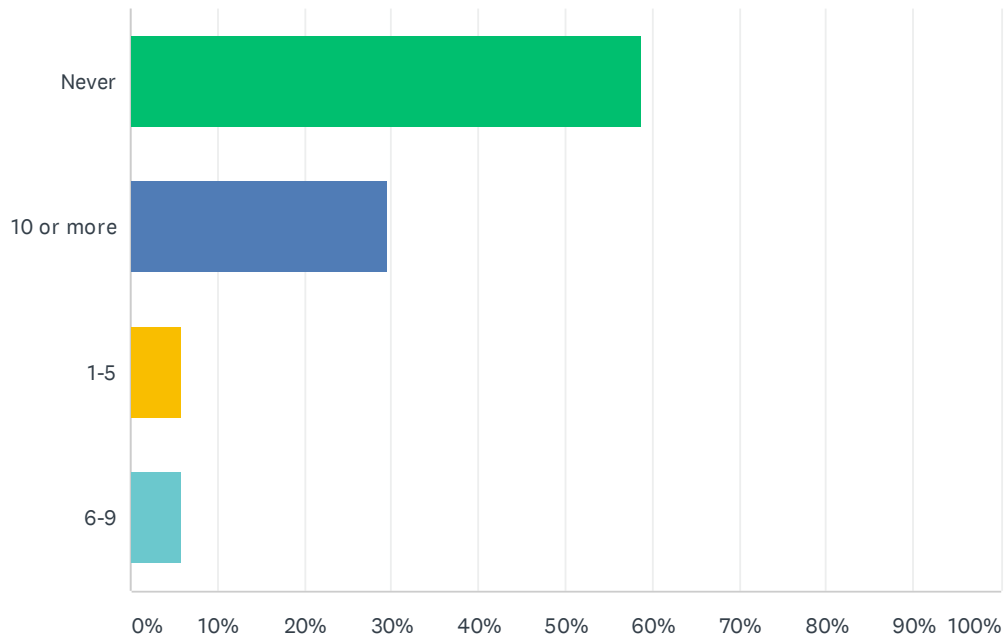


ANSWER CHOICES	RESPONSES	
Weekly	52.94%	9
Monthly	35.29%	6
Daily	11.76%	2
Never	0.00%	0
Once or twice a year	0.00%	0
<b>TOTAL</b>		<b>17</b>



### Q14 How many times per month do you access your child's grades and attendance information through FOCUS?

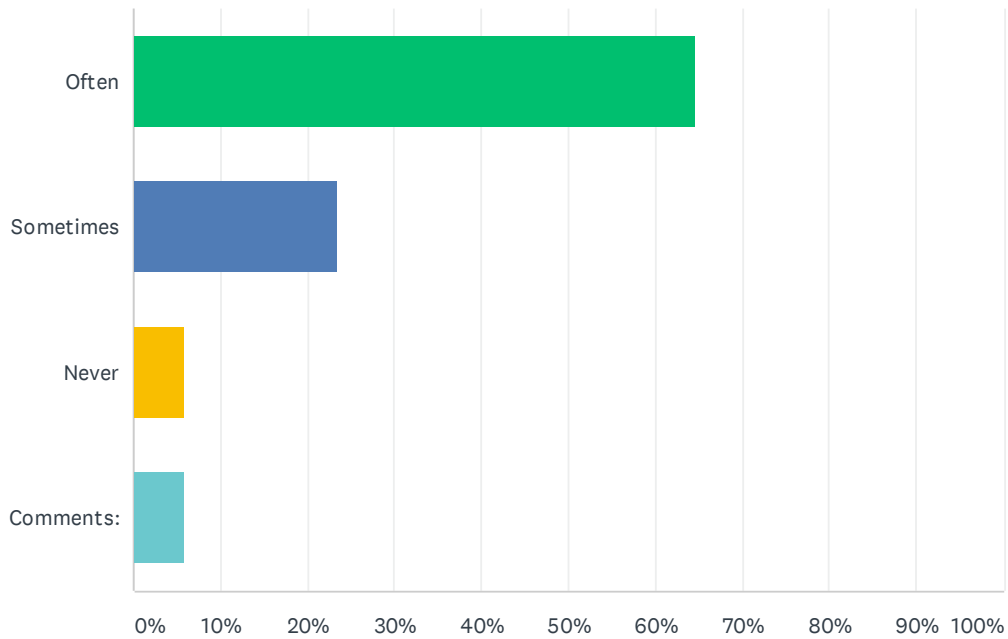
Answered: 17 Skipped: 1



ANSWER CHOICES	RESPONSES	
Never	58.82%	10
10 or more	29.41%	5
1-5	5.88%	1
6-9	5.88%	1
TOTAL		17

### Q15 How often does your child's school or teachers provide you with information about ways you can help your child's learning at home?

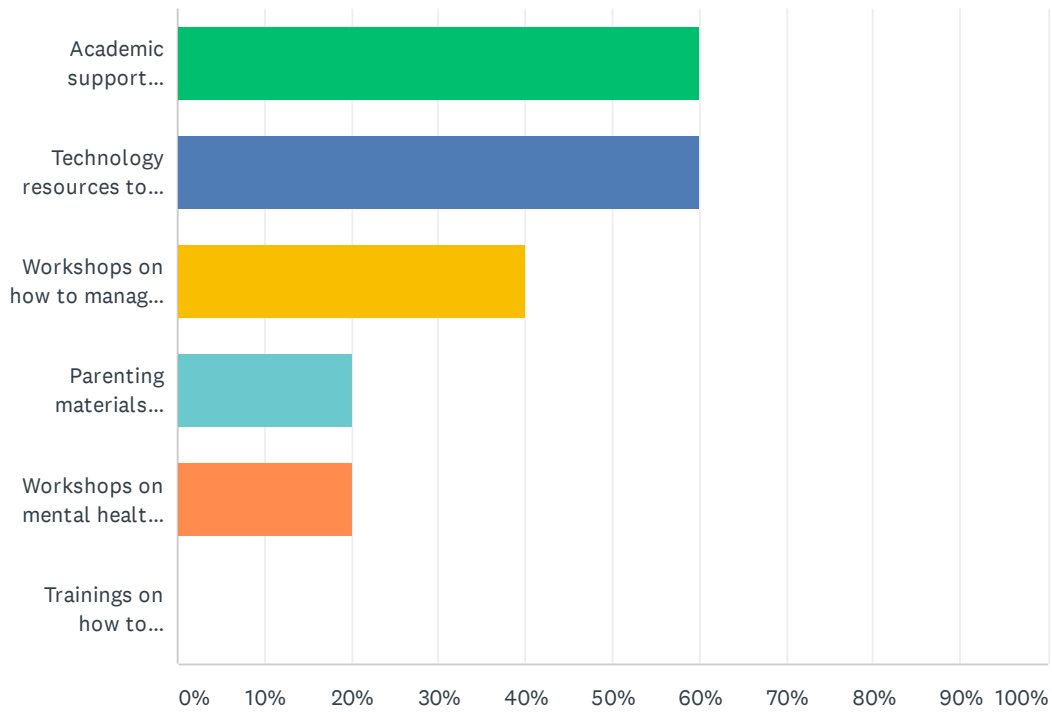
Answered: 17 Skipped: 1



ANSWER CHOICES	RESPONSES	
Often	64.71%	11
Sometimes	23.53%	4
Never	5.88%	1
Comments:	5.88%	1
<b>TOTAL</b>		<b>17</b>

## Q16 What types of family engagement resources would you use if they were provided at your school?

Answered: 15 Skipped: 3



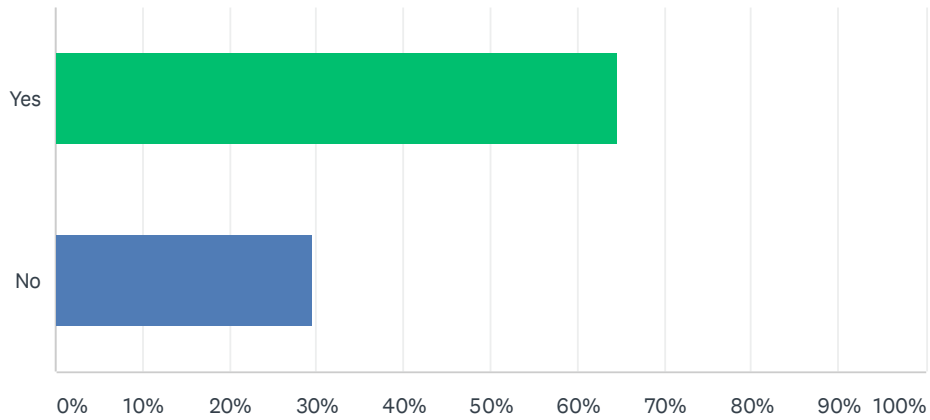
ANSWER CHOICES	RESPONSES	
Academic support materials for families to use at home	60.00%	9
Technology resources to support learning at home	60.00%	9
Workshops on how to manage behaviors at home	40.00%	6
Parenting materials (articles and books for check out)	20.00%	3
Workshops on mental health resources	20.00%	3
Trainings on how to participate in school decision-making committees	0.00%	0
Total Respondents: 15		

**Q17 What can Brevard Public Schools do to ensure your child is successful in elementary school?**

Answered: 5 Skipped: 13

### Q18 Have you been given opportunities to provide input and feedback into school decisions (school improvement, Title I services, event planning, discipline)?

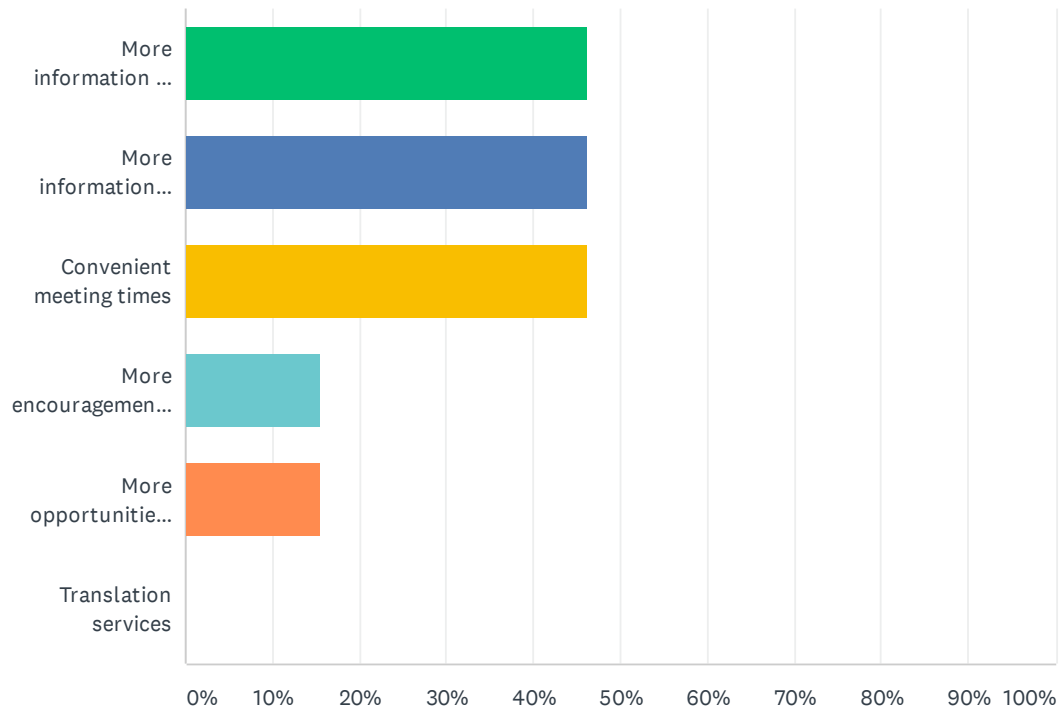
Answered: 17 Skipped: 1



ANSWER CHOICES	RESPONSES	
Yes	64.71%	11
No	29.41%	5
TOTAL		17

## Q19 How could your school assist you in playing a more active role in school decision-making?

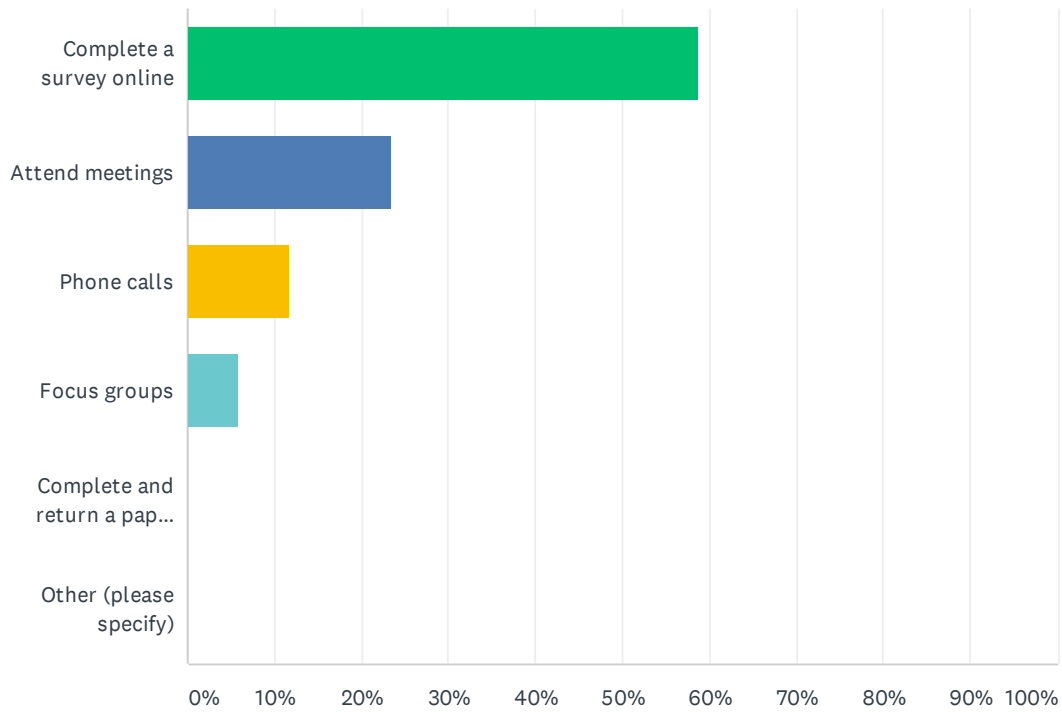
Answered: 13 Skipped: 5



ANSWER CHOICES	RESPONSES	
More information on how to become engaged	46.15%	6
More information about school issues to be addressed	46.15%	6
Convenient meeting times	46.15%	6
More encouragement from the school to become engaged	15.38%	2
More opportunities to share my opinion about school issues	15.38%	2
Translation services	0.00%	0
Total Respondents: 13		

## Q20 What is the best way for you to provide input regarding your child's school?

Answered: 17 Skipped: 1



ANSWER CHOICES	RESPONSES	
Complete a survey online	58.82%	10
Attend meetings	23.53%	4
Phone calls	11.76%	2
Focus groups	5.88%	1
Complete and return a paper survey	0.00%	0
Other (please specify)	0.00%	0
<b>TOTAL</b>		<b>17</b>

**Q21 What do you feel is working well at your child's school? (This is your chance to brag about your school and share what you like about it!)**

Answered: 13 Skipped: 5



Q22 What do you feel is not working, difficult, and/or needs improvement at your child's school? (This is your chance to tell us what you would like to see changed.)

Answered: 8 Skipped: 10