


# Q1 What school does your child attend?

Answered: 69 Skipped: 0



Brevard Public Schools Elementary Parent Survey 2019-2020

Elementary										
Croton Elementary										
DeLaura Middle										
Discovery Elementary										
Eau Gallie High										
Edgewood Jr./Sr. High										
Endeavour Elementary										
Eau Gallie High School ...										
Enterprise Elementary										
Fairglen Elementary										
Freedom 7 Elementary										
Gemini Elementary										
Golfview Elementary										
Harbor City Elementary										
Heritage High										
Holland Elementary										
Hoover Middle										
Imperial Estates...										
Indialantic Elementary										
Jackson Middle										
Jefferson Middle										


Brevard Public Schools Elementary Parent Survey 2019-2020

Johnson Middle  
Jupiter  
Elementary  
Kennedy Middle  
Lockmar  
Elementary  
Longleaf  
Elementary  
Madison Middle  
Manatee  
Elementary  
McAuliffe  
Elementary  
McNair Magnet  
Middle  
Meadowlane  
Intermediate...  
Meadowlane  
Primary...  
Merritt Island  
High School ...  
Melbourne High  
Merritt Island  
High  
MILA Elementary  
Mims Elementary  
Pathways at  
Gardendale...  
Oak Park  
Elementary  
Ocean Breeze  
Elementary  
Palm Bay  
Elementary  
Palm Bay High  
School VPK...

Brevard Public Schools Elementary Parent Survey 2019-2020

Palm Bay Magnet High										
Pinewood Elementary										
Port Malabar Elementary										
Quest Elementary...										
Riviera Elementary										
Rockledge High										
Roosevelt Elementary										
Sabal Elementary										
Satellite High School VPK...										
Satellite High										
Saturn Elementary										
Sea Park Elementary										
Sherwood Elementary										
Pathways at Pine Grove...										
South Area Head Start										
South Lake Elementary										
Southwest Middle										
Space Coast Jr./Sr. High										
Stevenson Elementary										
Stone Middle										
Sunrise Elementary										

# Brevard Public Schools Elementary Parent Survey 2019-2020



Brevard Public Schools Elementary Parent Survey 2019-2020

ANSWER CHOICES	RESPONSES	
Cambridge Elementary Magnet	100.00%	69
Riverview School	0.00%	0
Allen, Roy Elementary	0.00%	0
Andersen Elementary	0.00%	0
Apollo Elementary	0.00%	0
Astronaut High	0.00%	0
Atlantis Elementary	0.00%	0
Audubon Elementary	0.00%	0
Bayside High	0.00%	0
Brevard Virtual Instruction Program (BVIP)	0.00%	0
Cape View Elementary	0.00%	0
Carroll, Lewis Elementary	0.00%	0
Central Middle	0.00%	0
Challenger 7 Elementary	0.00%	0
Cocoa Beach Jr./Sr. High	0.00%	0
Cocoa High	0.00%	0
Columbia Elementary	0.00%	0
Coquina Elementary	0.00%	0
Dr W. J. Creel Elementary	0.00%	0
Croton Elementary	0.00%	0
DeLaura Middle	0.00%	0
Discovery Elementary	0.00%	0
Eau Gallie High	0.00%	0
Edgewood Jr./Sr. High	0.00%	0
Endeavour Elementary	0.00%	0
Eau Gallie High School VPK program	0.00%	0
Enterprise Elementary	0.00%	0
Fairglen Elementary	0.00%	0
Freedom 7 Elementary	0.00%	0
Gemini Elementary	0.00%	0
Golfview Elementary	0.00%	0
Harbor City Elementary	0.00%	0

Brevard Public Schools Elementary Parent Survey 2019-2020

Heritage High	0.00%	0
Holland Elementary	0.00%	0
Hoover Middle	0.00%	0
Imperial Estates Elementary	0.00%	0
Indialantic Elementary	0.00%	0
Jackson Middle	0.00%	0
Jefferson Middle	0.00%	0
Johnson Middle	0.00%	0
Jupiter Elementary	0.00%	0
Kennedy Middle	0.00%	0
Lockmar Elementary	0.00%	0
Longleaf Elementary	0.00%	0
Madison Middle	0.00%	0
Manatee Elementary	0.00%	0
McAuliffe Elementary	0.00%	0
McNair Magnet Middle	0.00%	0
Meadowlane Intermediate Elementary	0.00%	0
Meadowlane Primary Elementary	0.00%	0
Merritt Island High School VPK program	0.00%	0
Melbourne High	0.00%	0
Merritt Island High	0.00%	0
MILA Elementary	0.00%	0
Mims Elementary	0.00%	0
Pathways at Gardendale (North/Central Area Alternative Center)	0.00%	0
Oak Park Elementary	0.00%	0
Ocean Breeze Elementary	0.00%	0
Palm Bay Elementary	0.00%	0
Palm Bay High School VPK program	0.00%	0
Palm Bay Magnet High	0.00%	0
Pinewood Elementary	0.00%	0
Port Malabar Elementary	0.00%	0
Quest Elementary School	0.00%	0
Riviera Elementary	0.00%	0
Rockledge High	0.00%	0

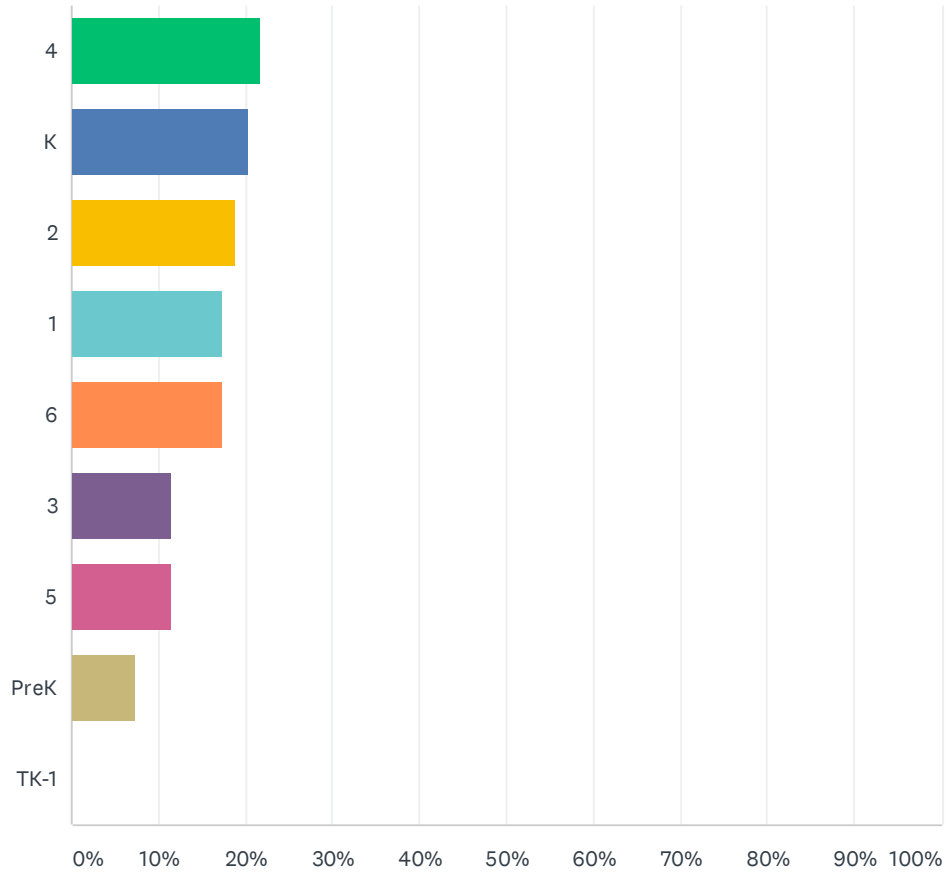
Brevard Public Schools Elementary Parent Survey 2019-2020

Roosevelt Elementary	0.00%	0
Sabal Elementary	0.00%	0
Satellite High School VPK program	0.00%	0
Satellite High	0.00%	0
Saturn Elementary	0.00%	0
Sea Park Elementary	0.00%	0
Sherwood Elementary	0.00%	0
Pathways at Pine Grove (South Area Alternative Center)	0.00%	0
South Area Head Start	0.00%	0
South Lake Elementary	0.00%	0
Southwest Middle	0.00%	0
Space Coast Jr./Sr. High	0.00%	0
Stevenson Elementary	0.00%	0
Stone Middle	0.00%	0
Sunrise Elementary	0.00%	0
Suntree Elementary	0.00%	0
Surfside Elementary	0.00%	0
Titusville High	0.00%	0
Tropical Elementary	0.00%	0
Turner Elementary	0.00%	0
University Park Elementary	0.00%	0
Viera High School VPK program	0.00%	0
Viera High	0.00%	0
West Melbourne Elementary School for Science	0.00%	0
West Shore Jr./Sr. High	0.00%	0
Westside Elementary	0.00%	0
Williams Elementary	0.00%	0
<b>TOTAL</b>		<b>69</b>



## Q2 What is your child's current grade level?

Answered: 69 Skipped: 0

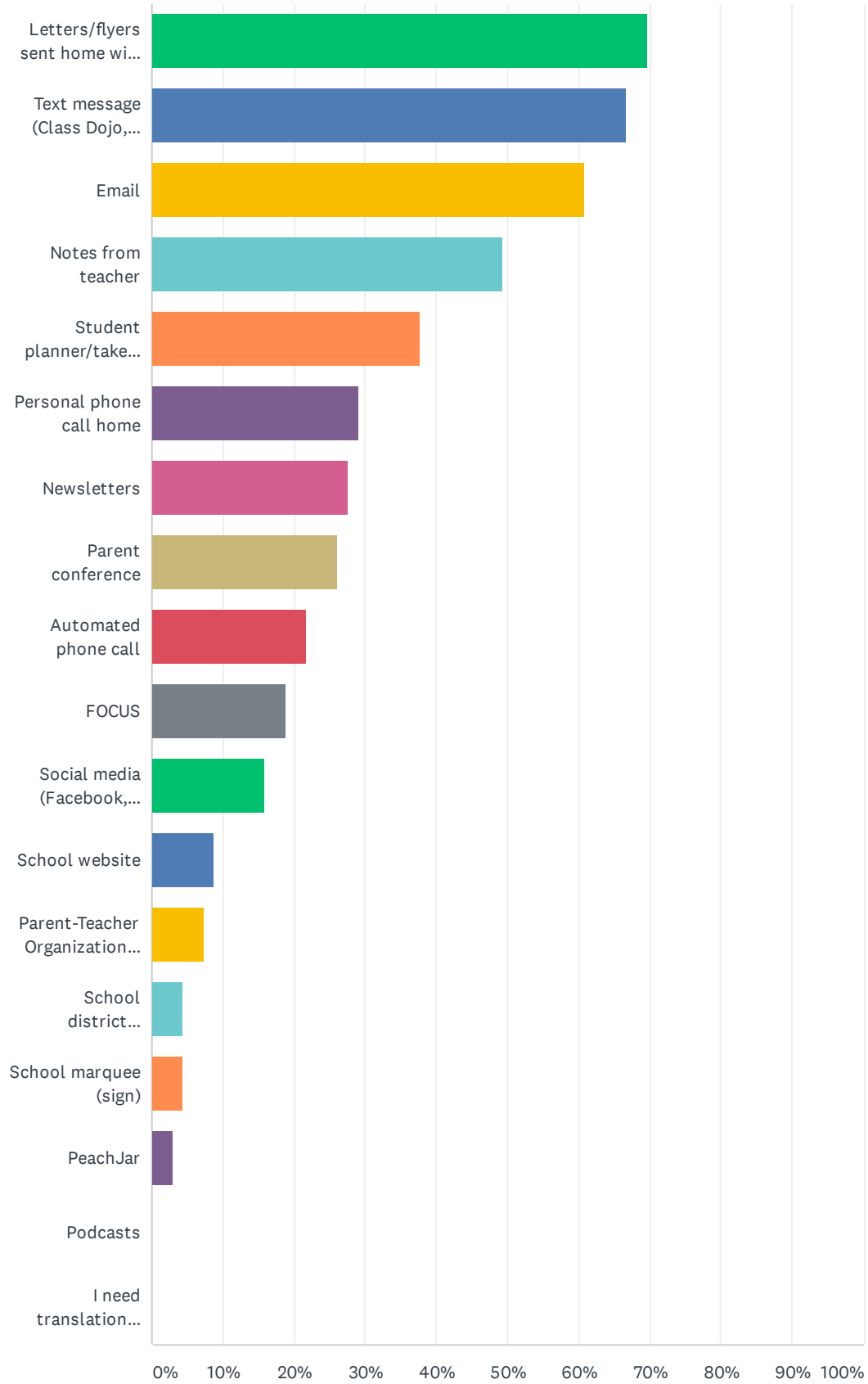


ANSWER CHOICES	RESPONSES	
4	21.74%	15
K	20.29%	14
2	18.84%	13
1	17.39%	12
6	17.39%	12
3	11.59%	8
5	11.59%	8
PreK	7.25%	5
TK-1	0.00%	0
Total Respondents: 69		

**Q3 What is the best way for us to get important information regarding school events and/or your child's progress from the school? (check all that apply)**

Answered: 69 Skipped: 0

# Brevard Public Schools Elementary Parent Survey 2019-2020

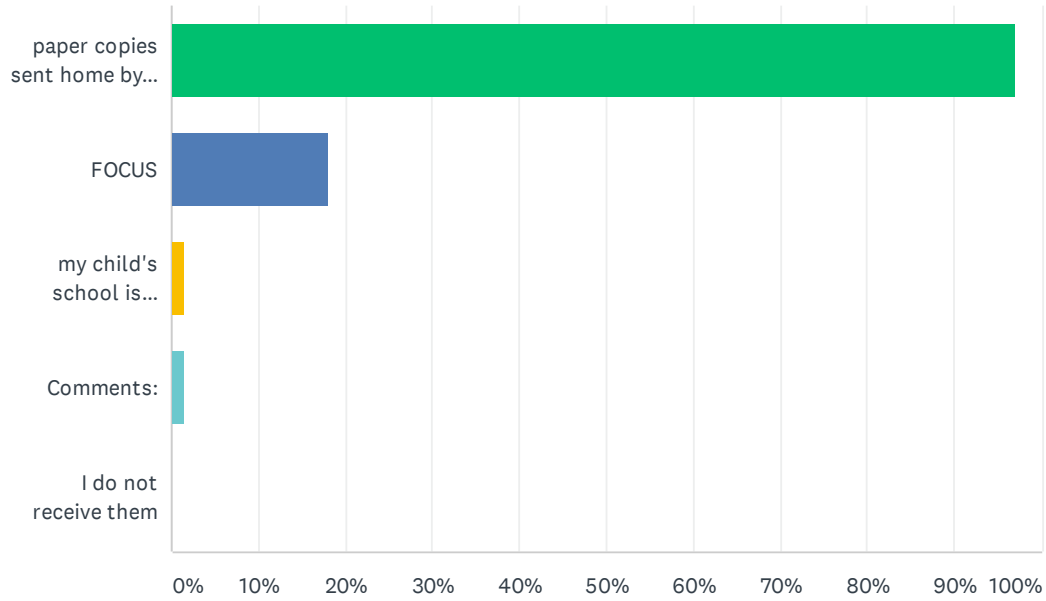


Brevard Public Schools Elementary Parent Survey 2019-2020

ANSWER CHOICES	RESPONSES	
Letters/flyers sent home with students	69.57%	48
Text message (Class Dojo, Remind)	66.67%	46
Email	60.87%	42
Notes from teacher	49.28%	34
Student planner/take-home folder	37.68%	26
Personal phone call home	28.99%	20
Newsletters	27.54%	19
Parent conference	26.09%	18
Automated phone call	21.74%	15
FOCUS	18.84%	13
Social media (Facebook, Twitter)	15.94%	11
School website	8.70%	6
Parent-Teacher Organization (PTO/PTA)	7.25%	5
School district website	4.35%	3
School marquee (sign)	4.35%	3
PeachJar	2.90%	2
Podcasts	0.00%	0
I need translation assistance	0.00%	0
Total Respondents: 69		

## Q4 How do you receive interim reports and report cards?

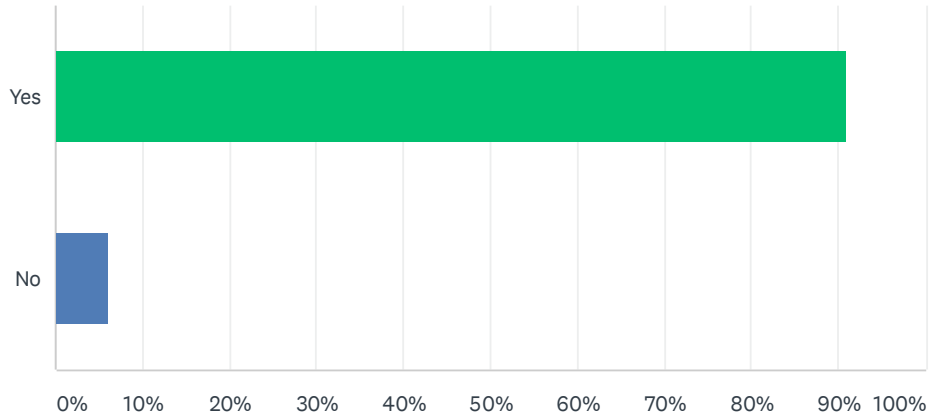
Answered: 67 Skipped: 2



ANSWER CHOICES	RESPONSES	
paper copies sent home by the school	97.01%	65
FOCUS	17.91%	12
my child's school is paperless	1.49%	1
Comments:	1.49%	1
I do not receive them	0.00%	0
Total Respondents: 67		

## Q5 Do you feel welcome at your child's school?

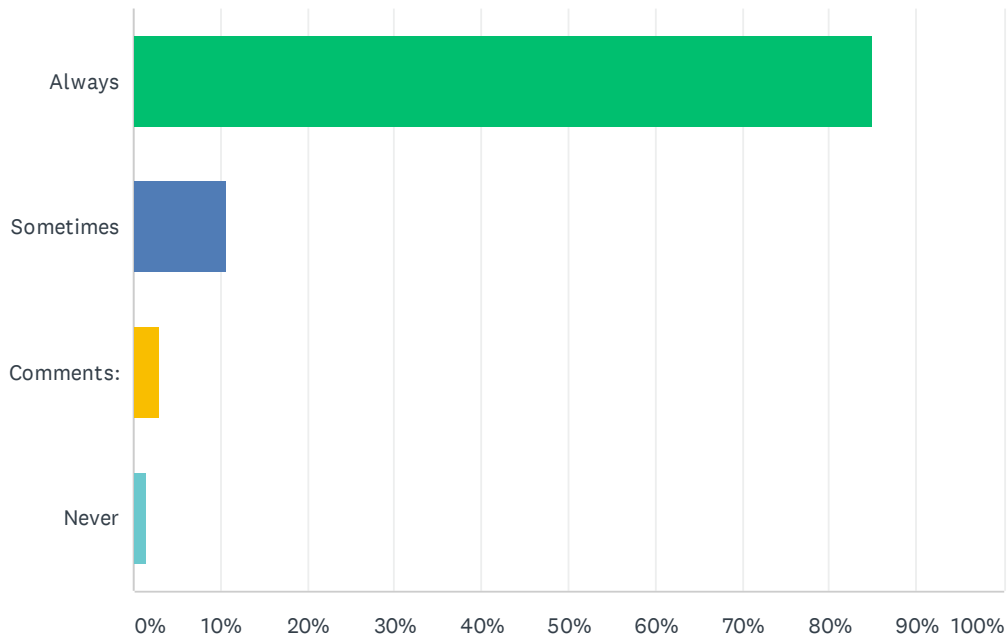
Answered: 67 Skipped: 2



ANSWER CHOICES	RESPONSES	
Yes	91.04%	61
No	5.97%	4
TOTAL		67

### Q6 The office staff at my school is polite and is helpful in answering my questions or concerns.

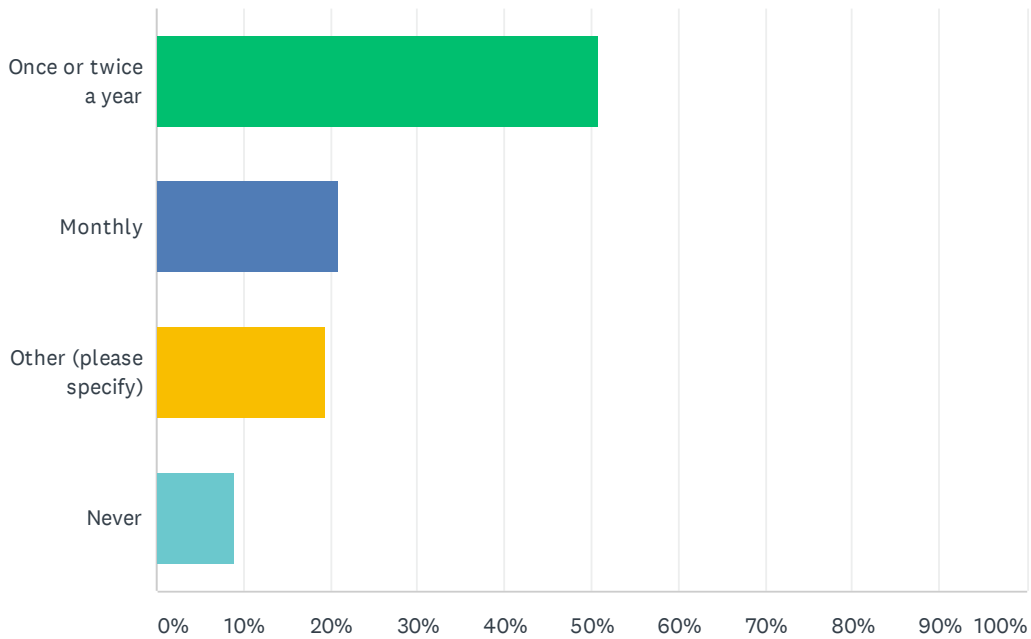
Answered: 66 Skipped: 3



ANSWER CHOICES	RESPONSES	
Always	84.85%	56
Sometimes	10.61%	7
Comments:	3.03%	2
Never	1.52%	1
<b>TOTAL</b>		<b>66</b>

### Q7 In the past year, how often did you attend a parent meeting or event at your child's school that supported your child's academic success?

Answered: 67 Skipped: 2

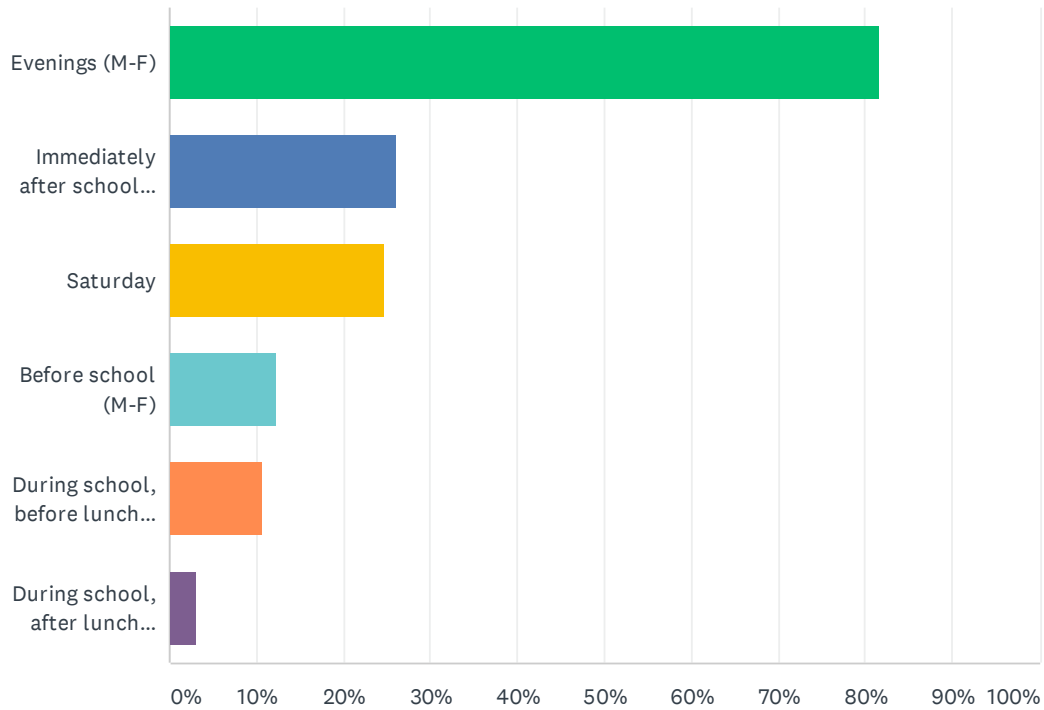


ANSWER CHOICES	RESPONSES	
Once or twice a year	50.75%	34
Monthly	20.90%	14
Other (please specify)	19.40%	13
Never	8.96%	6
<b>TOTAL</b>		<b>67</b>



## Q8 When is the best time for you to attend a school event for families?

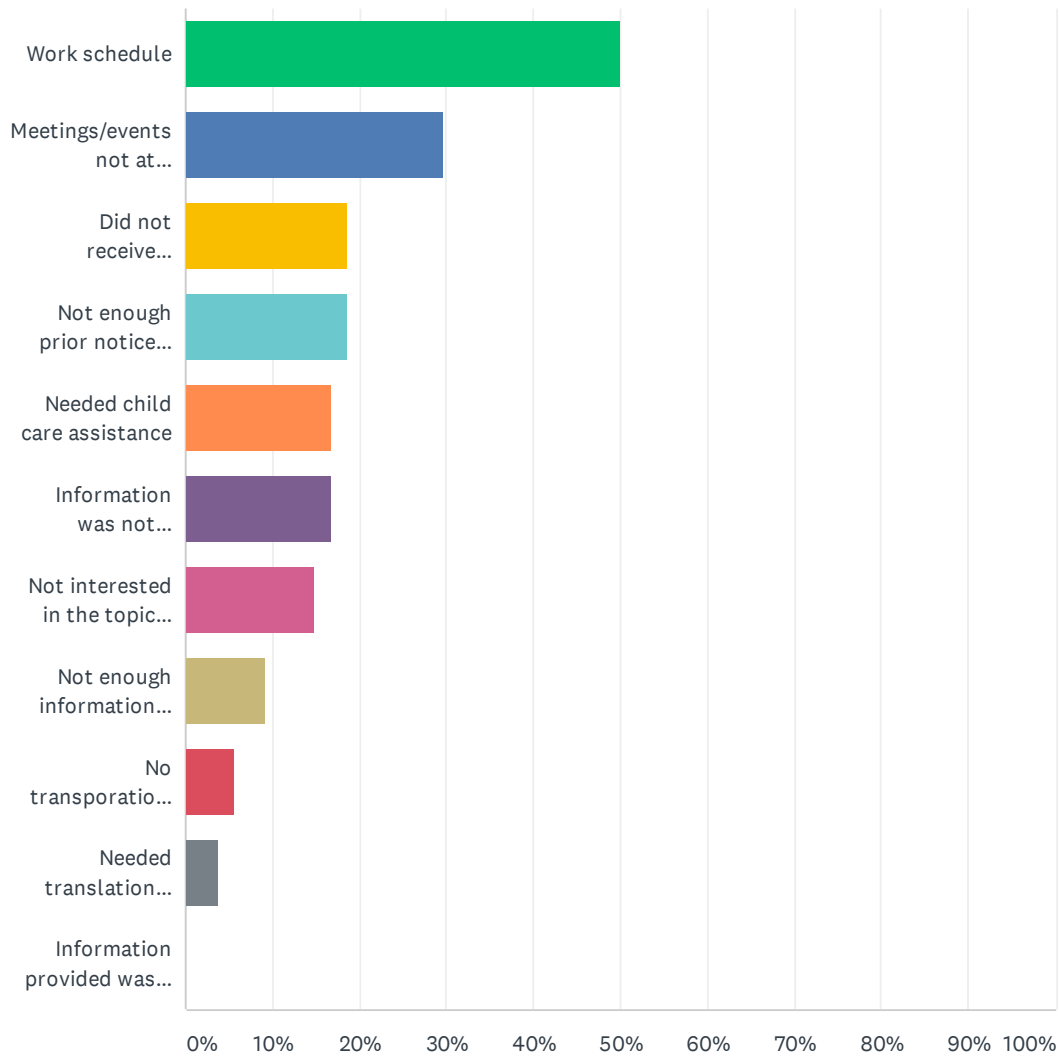
Answered: 65 Skipped: 4



ANSWER CHOICES	RESPONSES	
Evenings (M-F)	81.54%	53
Immediately after school (M-F)	26.15%	17
Saturday	24.62%	16
Before school (M-F)	12.31%	8
During school, before lunch (M-F)	10.77%	7
During school, after lunch (M-F)	3.08%	2
Total Respondents: 65		

### Q9 If you were unable to attend informational meetings or academic events, please share why. (Check all that apply)

Answered: 54 Skipped: 15

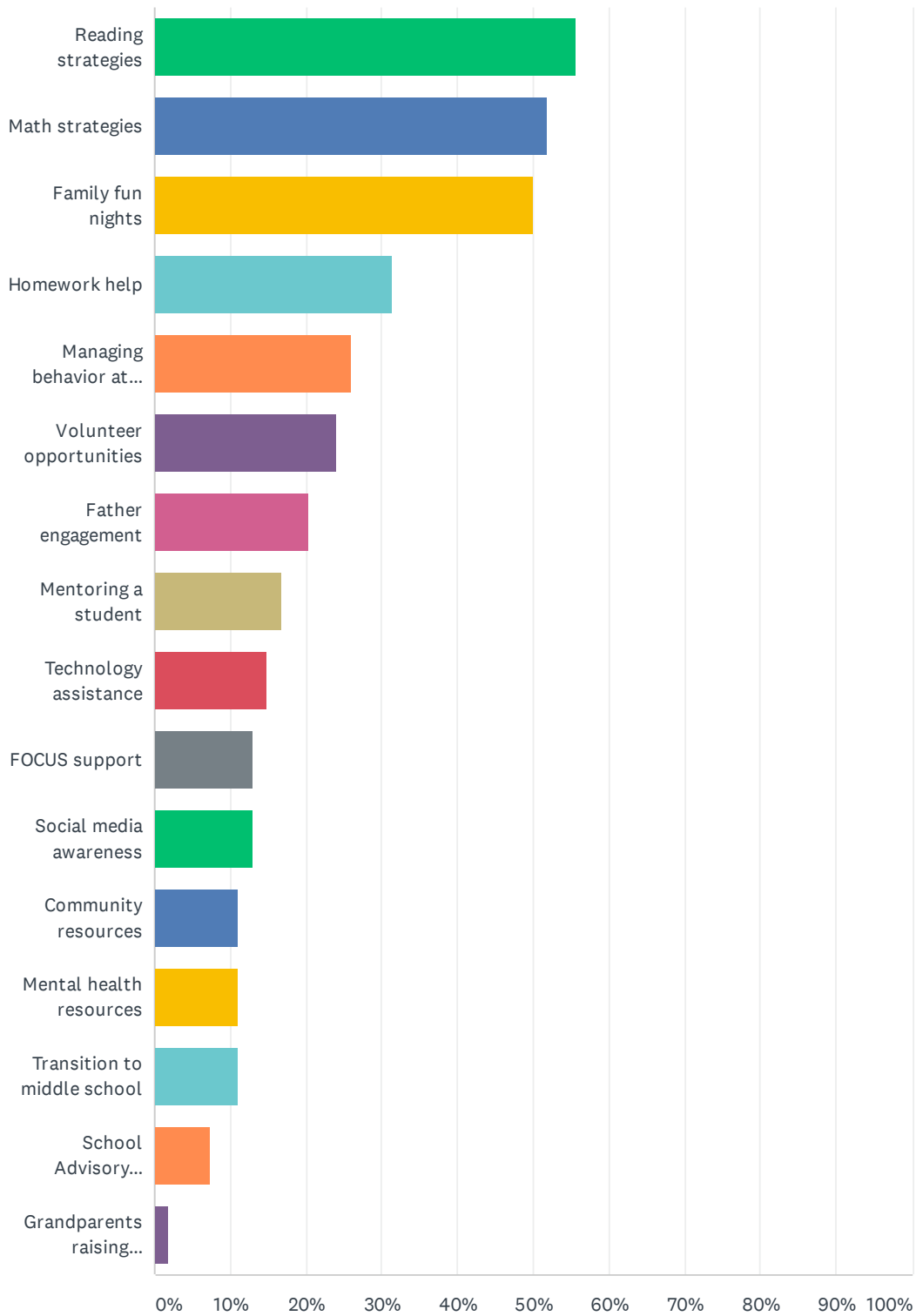


Brevard Public Schools Elementary Parent Survey 2019-2020

ANSWER CHOICES	RESPONSES	
Work schedule	50.00%	27
Meetings/events not at convenient times	29.63%	16
Did not receive information about meetings/events	18.52%	10
Not enough prior notice provided	18.52%	10
Needed child care assistance	16.67%	9
Information was not relevant to me/my child	16.67%	9
Not interested in the topics presented	14.81%	8
Not enough information provided	9.26%	5
No transportation to get to meetings/events	5.56%	3
Needed translation services	3.70%	2
Information provided was difficult to understand	0.00%	0
Total Respondents: 54		

# Q10 Which of the following informational meetings and activities would you participate in or attend?

Answered: 54 Skipped: 15



Brevard Public Schools Elementary Parent Survey 2019-2020

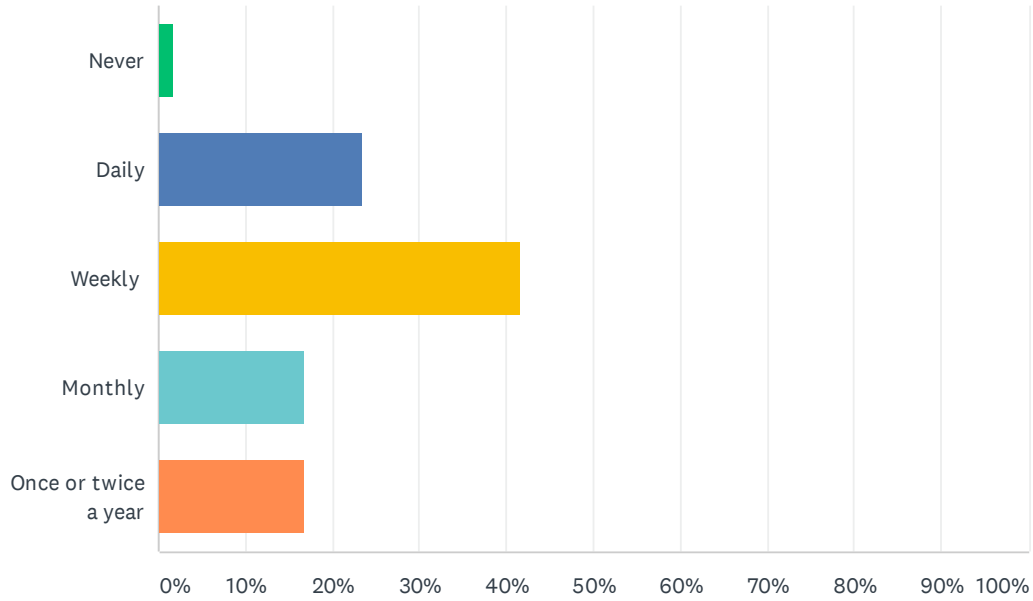
ANSWER CHOICES	RESPONSES	
Reading strategies	55.56%	30
Math strategies	51.85%	28
Family fun nights	50.00%	27
Homework help	31.48%	17
Managing behavior at home	25.93%	14
Volunteer opportunities	24.07%	13
Father engagement	20.37%	11
Mentoring a student	16.67%	9
Technology assistance	14.81%	8
FOCUS support	12.96%	7
Social media awareness	12.96%	7
Community resources	11.11%	6
Mental health resources	11.11%	6
Transition to middle school	11.11%	6
School Advisory Council (SAC) or Parent-Teacher Organization (PTO/PTA)	7.41%	4
Grandparents raising grandchildren	1.85%	1
Total Respondents: 54		

**Q11 In what ways can family engagement be strengthened at your child's school?**

Answered: 21 Skipped: 48

## Q12 How often do you communicate with your child's teachers?

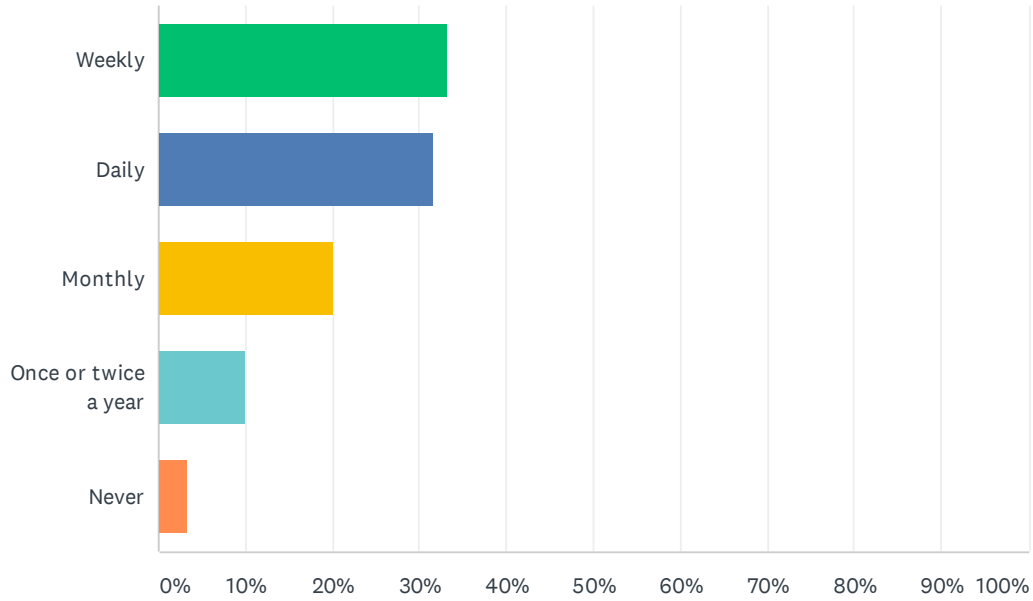
Answered: 60 Skipped: 9



ANSWER CHOICES	RESPONSES	
Never	1.67%	1
Daily	23.33%	14
Weekly	41.67%	25
Monthly	16.67%	10
Once or twice a year	16.67%	10
<b>TOTAL</b>		<b>60</b>

### Q13 How often does your child's teacher communicate with you about your child's progress?

Answered: 60 Skipped: 9

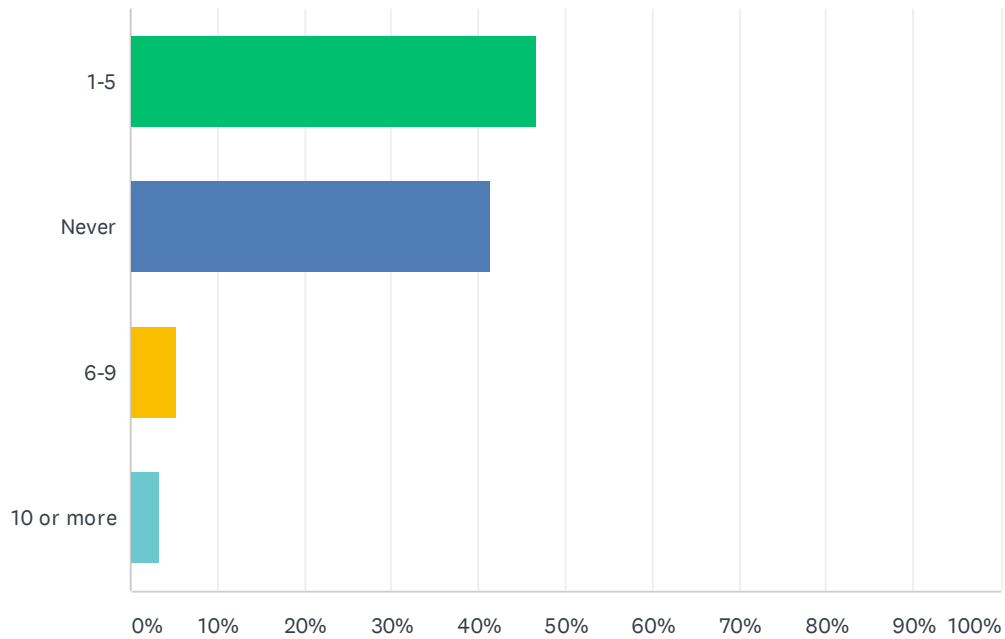


ANSWER CHOICES	RESPONSES	
Weekly	33.33%	20
Daily	31.67%	19
Monthly	20.00%	12
Once or twice a year	10.00%	6
Never	3.33%	2
<b>TOTAL</b>		<b>60</b>



### Q14 How many times per month do you access your child's grades and attendance information through FOCUS?

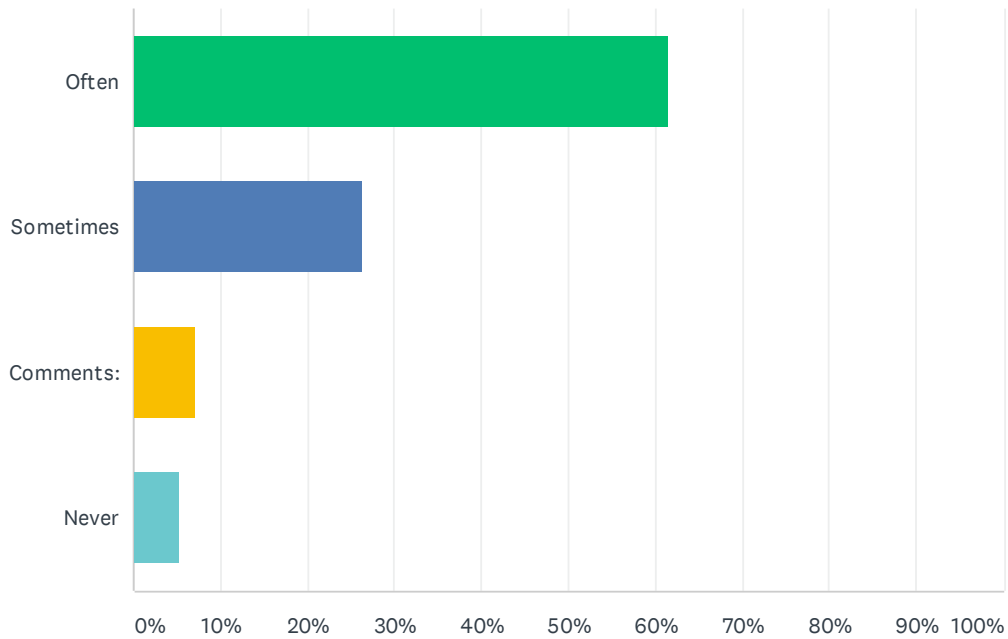
Answered: 58 Skipped: 11



ANSWER CHOICES	RESPONSES
1-5	46.55% 27
Never	41.38% 24
6-9	5.17% 3
10 or more	3.45% 2
TOTAL	58

### Q15 How often does your child's school or teachers provide you with information about ways you can help your child's learning at home?

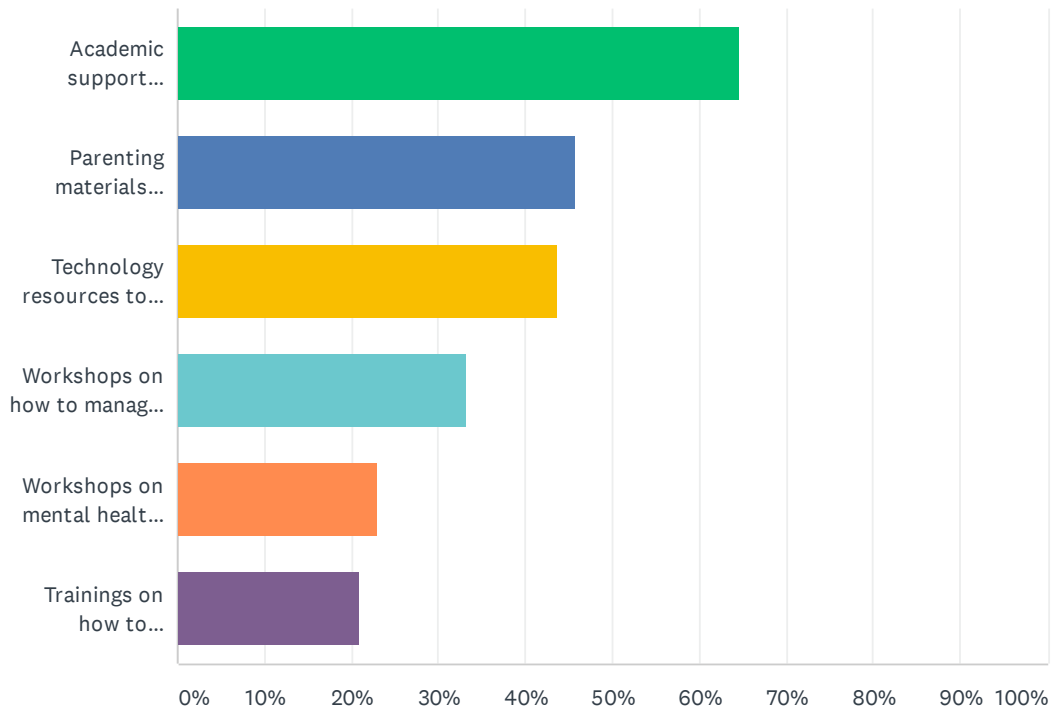
Answered: 57 Skipped: 12



ANSWER CHOICES	RESPONSES	
Often	61.40%	35
Sometimes	26.32%	15
Comments:	7.02%	4
Never	5.26%	3
<b>TOTAL</b>		<b>57</b>

## Q16 What types of family engagement resources would you use if they were provided at your school?

Answered: 48 Skipped: 21



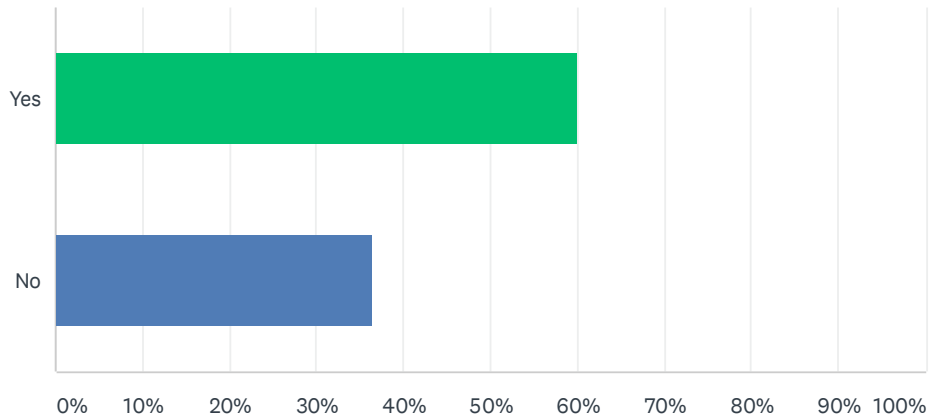
ANSWER CHOICES	RESPONSES	
Academic support materials for families to use at home	64.58%	31
Parenting materials (articles and books for check out)	45.83%	22
Technology resources to support learning at home	43.75%	21
Workshops on how to manage behaviors at home	33.33%	16
Workshops on mental health resources	22.92%	11
Trainings on how to participate in school decision-making committees	20.83%	10
Total Respondents: 48		

**Q17 What can Brevard Public Schools do to ensure your child is successful in elementary school?**

Answered: 19 Skipped: 50

### Q18 Have you been given opportunities to provide input and feedback into school decisions (school improvement, Title I services, event planning, discipline)?

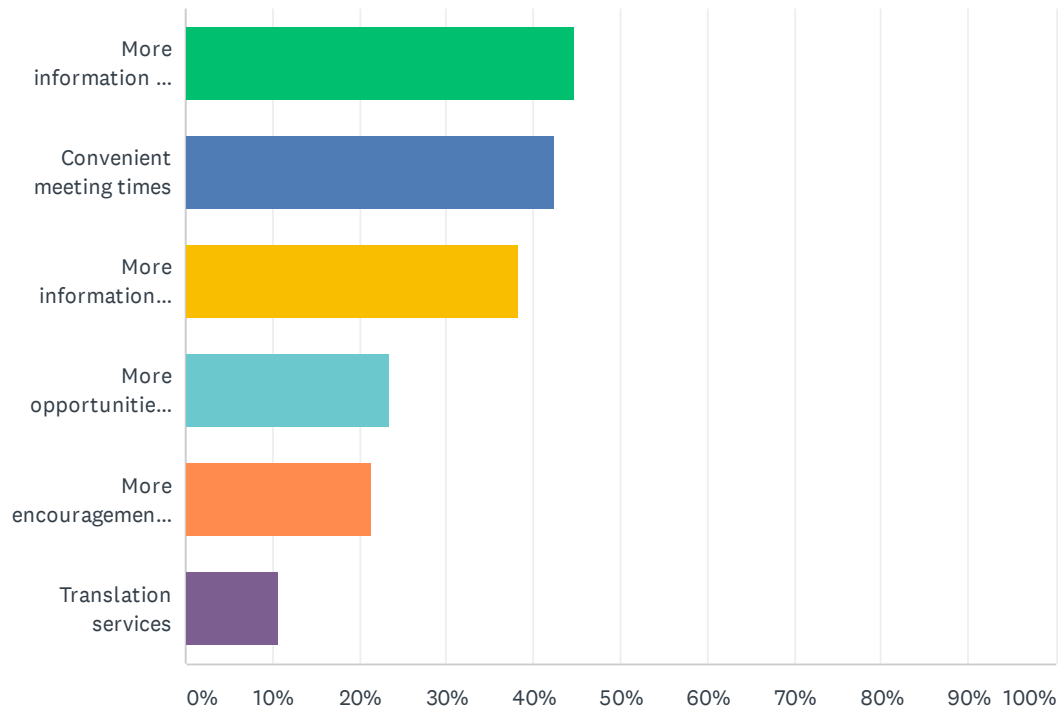
Answered: 55 Skipped: 14



ANSWER CHOICES	RESPONSES	
Yes	60.00%	33
No	36.36%	20
TOTAL		55

## Q19 How could your school assist you in playing a more active role in school decision-making?

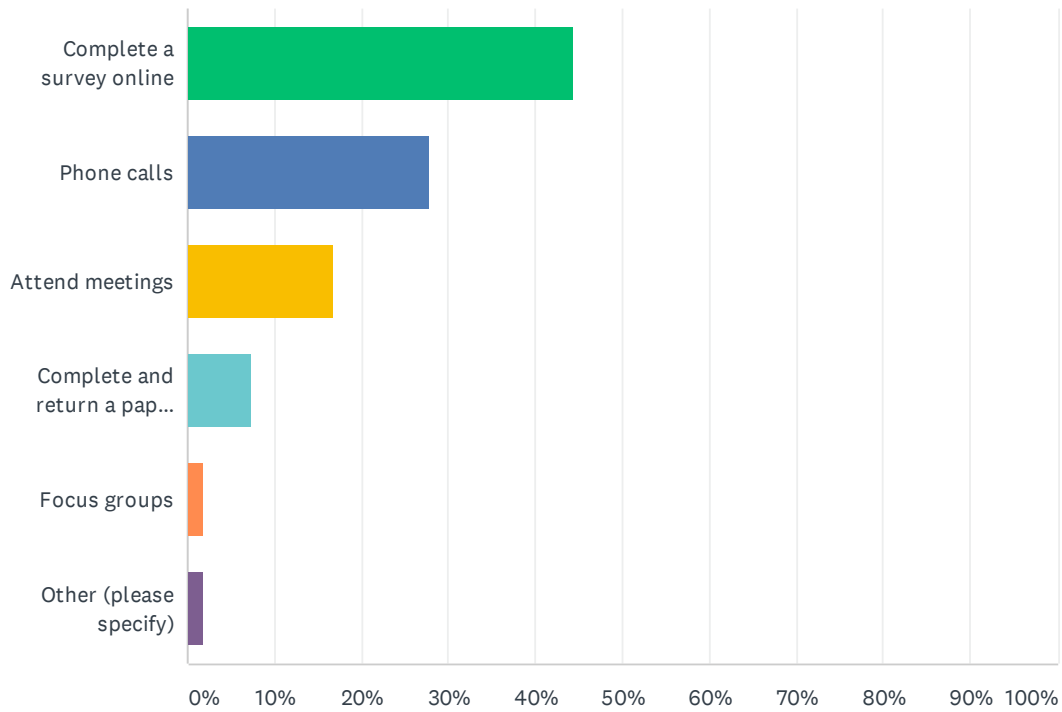
Answered: 47 Skipped: 22



ANSWER CHOICES	RESPONSES	
More information on how to become engaged	44.68%	21
Convenient meeting times	42.55%	20
More information about school issues to be addressed	38.30%	18
More opportunities to share my opinion about school issues	23.40%	11
More encouragement from the school to become engaged	21.28%	10
Translation services	10.64%	5
Total Respondents: 47		

## Q20 What is the best way for you to provide input regarding your child's school?

Answered: 54 Skipped: 15



ANSWER CHOICES	RESPONSES	
Complete a survey online	44.44%	24
Phone calls	27.78%	15
Attend meetings	16.67%	9
Complete and return a paper survey	7.41%	4
Focus groups	1.85%	1
Other (please specify)	1.85%	1
<b>TOTAL</b>		<b>54</b>

**Q21 What do you feel is working well at your child's school? (This is your chance to brag about your school and share what you like about it!)**

Answered: 23 Skipped: 46



Q22 What do you feel is not working, difficult, and/or needs improvement at your child's school? (This is your chance to tell us what you would like to see changed.)

Answered: 22 Skipped: 47