


# Q1 What school does your child attend?

Answered: 107 Skipped: 0






Brevard Public Schools Elementary Parent Survey 2019-2020

Johnson Middle  
Jupiter  
Elementary  
Kennedy Middle  
Lockmar  
Elementary  
Longleaf  
Elementary  
Madison Middle  
Manatee  
Elementary  
McAuliffe  
Elementary  
McNair Magnet  
Middle  
Meadowlane  
Intermediate...  
Meadowlane  
Primary...  
Merritt Island  
High School ...  
Melbourne High  
Merritt Island  
High  
MILA Elementary  
Mims Elementary  
Pathways at  
Gardendale...  
Oak Park  
Elementary  
Ocean Breeze  
Elementary  
Palm Bay  
Elementary  
Palm Bay High  
School VPK...

Brevard Public Schools Elementary Parent Survey 2019-2020

|                              |  |  |  |  |  |  |  |  |  |  |
|------------------------------|--|--|--|--|--|--|--|--|--|--|
| Palm Bay Magnet High         |  |  |  |  |  |  |  |  |  |  |
| Pinewood Elementary          |  |  |  |  |  |  |  |  |  |  |
| Port Malabar Elementary      |  |  |  |  |  |  |  |  |  |  |
| Quest Elementary...          |  |  |  |  |  |  |  |  |  |  |
| Riviera Elementary           |  |  |  |  |  |  |  |  |  |  |
| Rockledge High               |  |  |  |  |  |  |  |  |  |  |
| Roosevelt Elementary         |  |  |  |  |  |  |  |  |  |  |
| Sabal Elementary             |  |  |  |  |  |  |  |  |  |  |
| Satellite High School VPK... |  |  |  |  |  |  |  |  |  |  |
| Satellite High               |  |  |  |  |  |  |  |  |  |  |
| Saturn Elementary            |  |  |  |  |  |  |  |  |  |  |
| Sea Park Elementary          |  |  |  |  |  |  |  |  |  |  |
| Sherwood Elementary          |  |  |  |  |  |  |  |  |  |  |
| Pathways at Pine Grove...    |  |  |  |  |  |  |  |  |  |  |
| South Area Head Start        |  |  |  |  |  |  |  |  |  |  |
| South Lake Elementary        |  |  |  |  |  |  |  |  |  |  |
| Southwest Middle             |  |  |  |  |  |  |  |  |  |  |
| Space Coast Jr./Sr. High     |  |  |  |  |  |  |  |  |  |  |
| Stevenson Elementary         |  |  |  |  |  |  |  |  |  |  |
| Stone Middle                 |  |  |  |  |  |  |  |  |  |  |
| Sunrise Elementary           |  |  |  |  |  |  |  |  |  |  |

Brevard Public Schools Elementary Parent Survey 2019-2020



Brevard Public Schools Elementary Parent Survey 2019-2020

| ANSWER CHOICES                             | RESPONSES |     |
|--|-----------|-----|
| Cape View Elementary                       | 100.00%   | 107 |
| Riverview School                           | 0.00%     | 0   |
| Allen, Roy Elementary                      | 0.00%     | 0   |
| Andersen Elementary                        | 0.00%     | 0   |
| Apollo Elementary                          | 0.00%     | 0   |
| Astronaut High                             | 0.00%     | 0   |
| Atlantis Elementary                        | 0.00%     | 0   |
| Audubon Elementary                         | 0.00%     | 0   |
| Bayside High                               | 0.00%     | 0   |
| Brevard Virtual Instruction Program (BVIP) | 0.00%     | 0   |
| Cambridge Elementary Magnet                | 0.00%     | 0   |
| Carroll, Lewis Elementary                  | 0.00%     | 0   |
| Central Middle                             | 0.00%     | 0   |
| Challenger 7 Elementary                    | 0.00%     | 0   |
| Cocoa Beach Jr./Sr. High                   | 0.00%     | 0   |
| Cocoa High                                 | 0.00%     | 0   |
| Columbia Elementary                        | 0.00%     | 0   |
| Coquina Elementary                         | 0.00%     | 0   |
| Dr W. J. Creel Elementary                  | 0.00%     | 0   |
| Croton Elementary                          | 0.00%     | 0   |
| DeLaura Middle                             | 0.00%     | 0   |
| Discovery Elementary                       | 0.00%     | 0   |
| Eau Gallie High                            | 0.00%     | 0   |
| Edgewood Jr./Sr. High                      | 0.00%     | 0   |
| Endeavour Elementary                       | 0.00%     | 0   |
| Eau Gallie High School VPK program         | 0.00%     | 0   |
| Enterprise Elementary                      | 0.00%     | 0   |
| Fairglen Elementary                        | 0.00%     | 0   |
| Freedom 7 Elementary                       | 0.00%     | 0   |
| Gemini Elementary                          | 0.00%     | 0   |
| Golfview Elementary                        | 0.00%     | 0   |
| Harbor City Elementary                     | 0.00%     | 0   |

Brevard Public Schools Elementary Parent Survey 2019-2020

|  |       |   |
|--|-------|---|
| Heritage High  | 0.00% | 0 |
| Holland Elementary   | 0.00% | 0 |
| Hoover Middle  | 0.00% | 0 |
| Imperial Estates Elementary                                    | 0.00% | 0 |
| Indialantic Elementary   | 0.00% | 0 |
| Jackson Middle   | 0.00% | 0 |
| Jefferson Middle   | 0.00% | 0 |
| Johnson Middle   | 0.00% | 0 |
| Jupiter Elementary   | 0.00% | 0 |
| Kennedy Middle   | 0.00% | 0 |
| Lockmar Elementary   | 0.00% | 0 |
| Longleaf Elementary  | 0.00% | 0 |
| Madison Middle   | 0.00% | 0 |
| Manatee Elementary   | 0.00% | 0 |
| McAuliffe Elementary   | 0.00% | 0 |
| McNair Magnet Middle   | 0.00% | 0 |
| Meadowlane Intermediate Elementary                             | 0.00% | 0 |
| Meadowlane Primary Elementary                                  | 0.00% | 0 |
| Merritt Island High School VPK program                         | 0.00% | 0 |
| Melbourne High   | 0.00% | 0 |
| Merritt Island High  | 0.00% | 0 |
| MILA Elementary  | 0.00% | 0 |
| Mims Elementary  | 0.00% | 0 |
| Pathways at Gardendale (North/Central Area Alternative Center) | 0.00% | 0 |
| Oak Park Elementary  | 0.00% | 0 |
| Ocean Breeze Elementary  | 0.00% | 0 |
| Palm Bay Elementary  | 0.00% | 0 |
| Palm Bay High School VPK program                               | 0.00% | 0 |
| Palm Bay Magnet High   | 0.00% | 0 |
| Pinewood Elementary  | 0.00% | 0 |
| Port Malabar Elementary  | 0.00% | 0 |
| Quest Elementary School  | 0.00% | 0 |
| Riviera Elementary   | 0.00% | 0 |
| Rockledge High   | 0.00% | 0 |

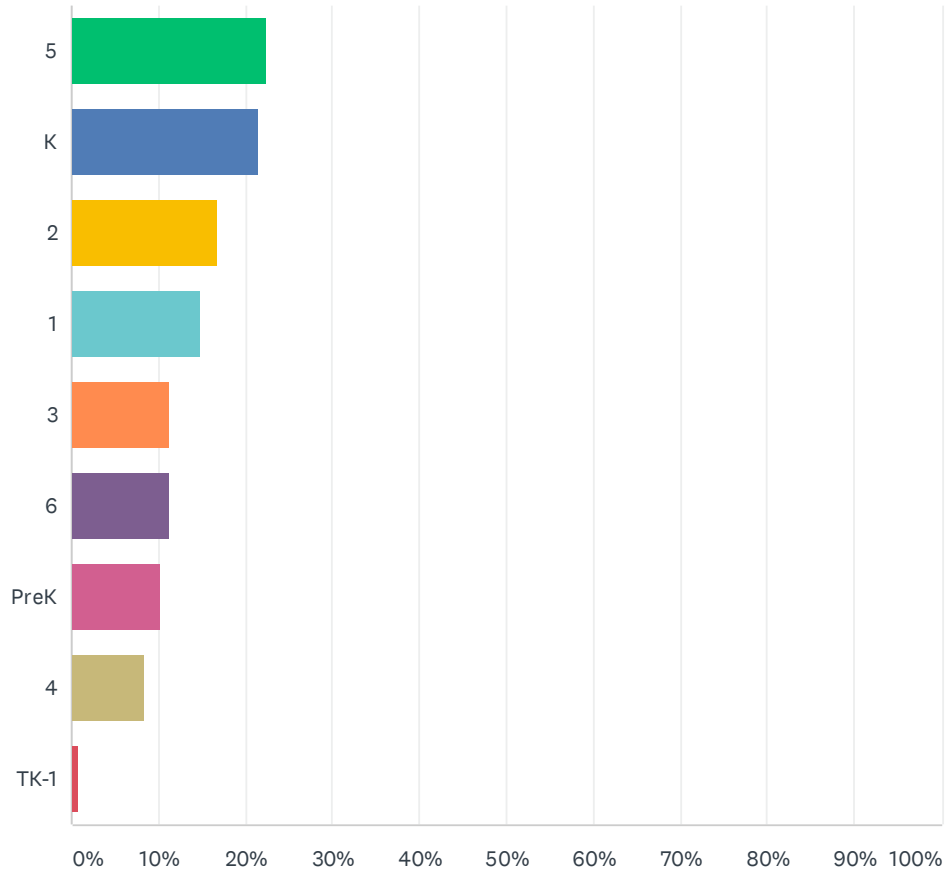
Brevard Public Schools Elementary Parent Survey 2019-2020

|  |       |            |
|--|-------|------------|
| Roosevelt Elementary                                   | 0.00% | 0          |
| Sabal Elementary                                       | 0.00% | 0          |
| Satellite High School VPK program                      | 0.00% | 0          |
| Satellite High   | 0.00% | 0          |
| Saturn Elementary                                      | 0.00% | 0          |
| Sea Park Elementary                                    | 0.00% | 0          |
| Sherwood Elementary                                    | 0.00% | 0          |
| Pathways at Pine Grove (South Area Alternative Center) | 0.00% | 0          |
| South Area Head Start                                  | 0.00% | 0          |
| South Lake Elementary                                  | 0.00% | 0          |
| Southwest Middle                                       | 0.00% | 0          |
| Space Coast Jr./Sr. High                               | 0.00% | 0          |
| Stevenson Elementary                                   | 0.00% | 0          |
| Stone Middle   | 0.00% | 0          |
| Sunrise Elementary                                     | 0.00% | 0          |
| Suntree Elementary                                     | 0.00% | 0          |
| Surfside Elementary                                    | 0.00% | 0          |
| Titusville High  | 0.00% | 0          |
| Tropical Elementary                                    | 0.00% | 0          |
| Turner Elementary                                      | 0.00% | 0          |
| University Park Elementary                             | 0.00% | 0          |
| Viera High School VPK program                          | 0.00% | 0          |
| Viera High   | 0.00% | 0          |
| West Melbourne Elementary School for Science           | 0.00% | 0          |
| West Shore Jr./Sr. High                                | 0.00% | 0          |
| Westside Elementary                                    | 0.00% | 0          |
| Williams Elementary                                    | 0.00% | 0          |
| <b>TOTAL</b>   |       | <b>107</b> |



## Q2 What is your child's current grade level?

Answered: 107 Skipped: 0

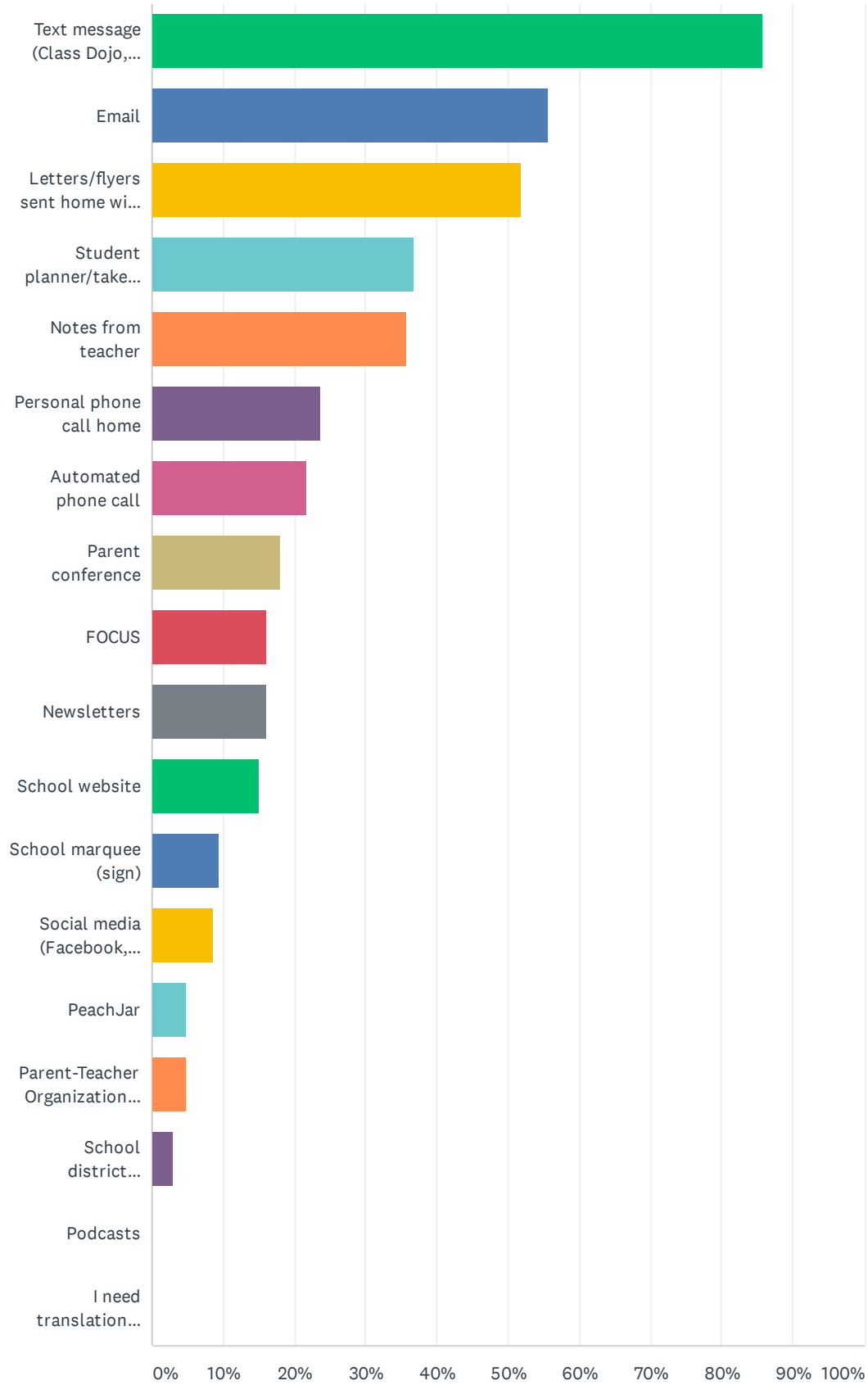


| ANSWER CHOICES         | RESPONSES |    |
|------------------------|-----------|----|
| 5                      | 22.43%    | 24 |
| K                      | 21.50%    | 23 |
| 2                      | 16.82%    | 18 |
| 1                      | 14.95%    | 16 |
| 3                      | 11.21%    | 12 |
| 6                      | 11.21%    | 12 |
| PreK                   | 10.28%    | 11 |
| 4                      | 8.41%     | 9  |
| TK-1                   | 0.93%     | 1  |
| Total Respondents: 107 |           |    |

**Q3 What is the best way for us to get important information regarding school events and/or your child's progress from the school? (check all that apply)**

Answered: 106 Skipped: 1

# Brevard Public Schools Elementary Parent Survey 2019-2020

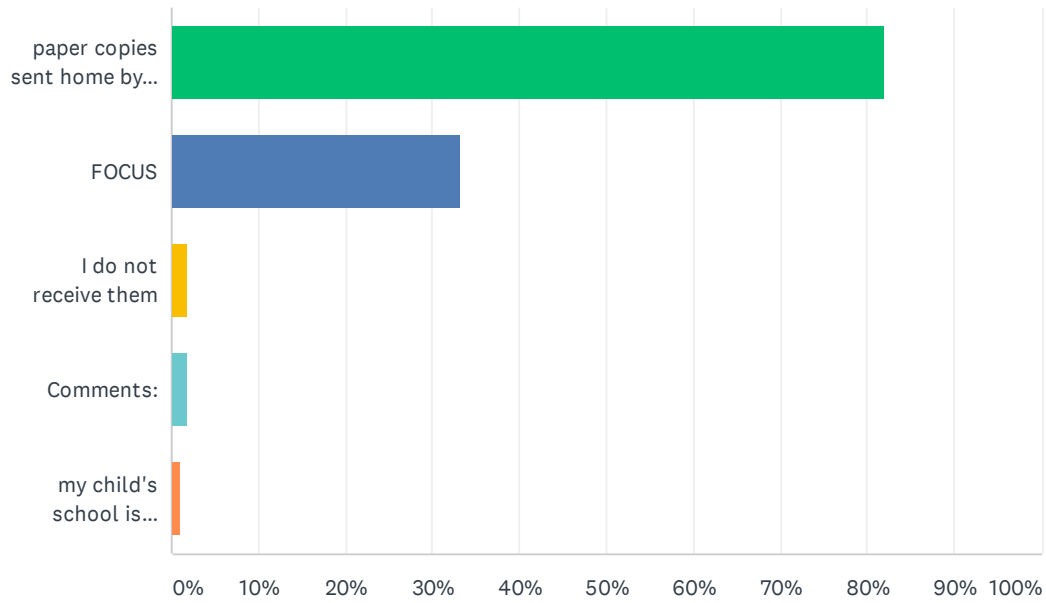


Brevard Public Schools Elementary Parent Survey 2019-2020

| ANSWER CHOICES                         | RESPONSES |    |
|--|-----------|----|
| Text message (Class Dojo, Remind)      | 85.85%    | 91 |
| Email                                  | 55.66%    | 59 |
| Letters/flyers sent home with students | 51.89%    | 55 |
| Student planner/take-home folder       | 36.79%    | 39 |
| Notes from teacher                     | 35.85%    | 38 |
| Personal phone call home               | 23.58%    | 25 |
| Automated phone call                   | 21.70%    | 23 |
| Parent conference                      | 17.92%    | 19 |
| FOCUS                                  | 16.04%    | 17 |
| Newsletters                            | 16.04%    | 17 |
| School website                         | 15.09%    | 16 |
| School marquee (sign)                  | 9.43%     | 10 |
| Social media (Facebook, Twitter)       | 8.49%     | 9  |
| PeachJar                               | 4.72%     | 5  |
| Parent-Teacher Organization (PTO/PTA)  | 4.72%     | 5  |
| School district website                | 2.83%     | 3  |
| Podcasts                               | 0.00%     | 0  |
| I need translation assistance          | 0.00%     | 0  |
| Total Respondents: 106                 |           |    |

## Q4 How do you receive interim reports and report cards?

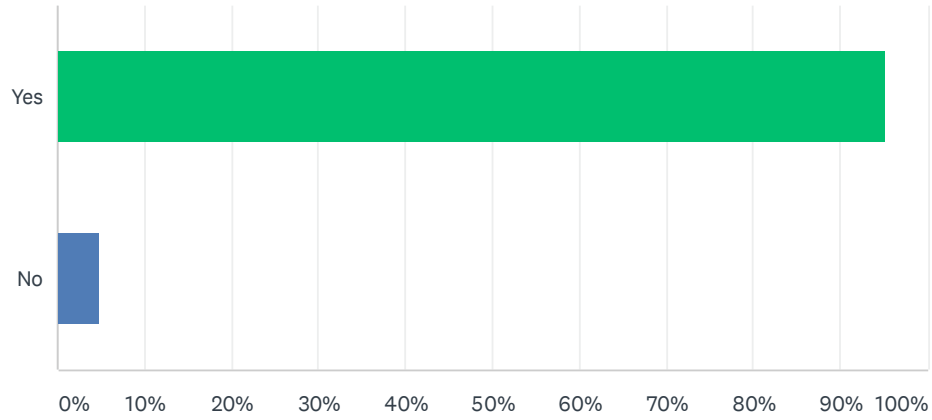
Answered: 105 Skipped: 2



| ANSWER CHOICES                       | RESPONSES |    |
|--------------------------------------|-----------|----|
| paper copies sent home by the school | 81.90%    | 86 |
| FOCUS                                | 33.33%    | 35 |
| I do not receive them                | 1.90%     | 2  |
| Comments:                            | 1.90%     | 2  |
| my child's school is paperless       | 0.95%     | 1  |
| Total Respondents: 105               |           |    |

## Q5 Do you feel welcome at your child's school?

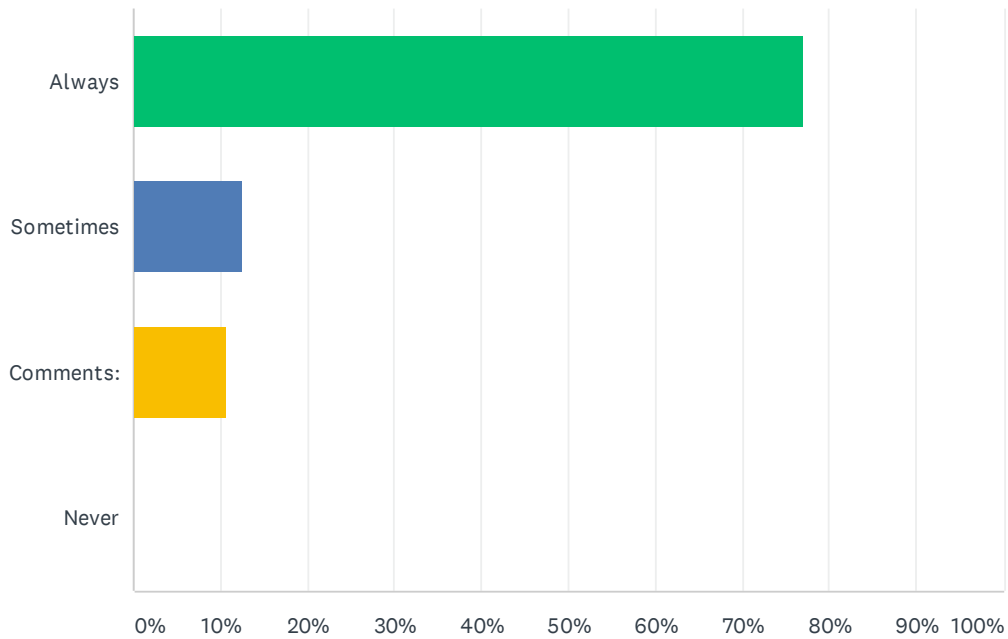
Answered: 105 Skipped: 2



| ANSWER CHOICES | RESPONSES |     |
|----------------|-----------|-----|
| Yes            | 95.24%    | 100 |
| No             | 4.76%     | 5   |
| TOTAL          |           | 105 |

### Q6 The office staff at my school is polite and is helpful in answering my questions or concerns.

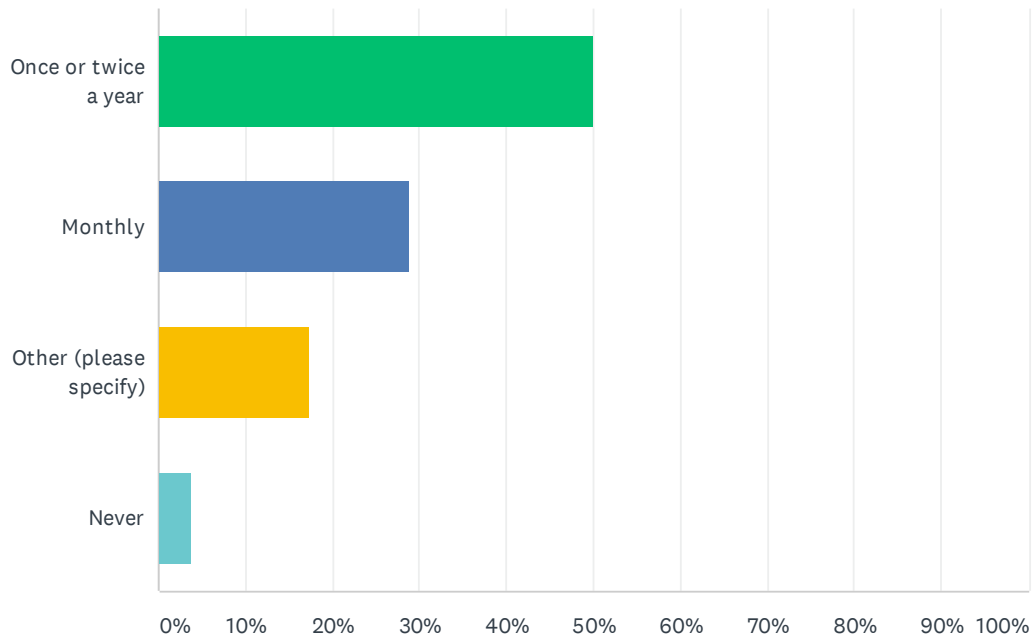
Answered: 104 Skipped: 3



| ANSWER CHOICES | RESPONSES |            |
|----------------|-----------|------------|
| Always         | 76.92%    | 80         |
| Sometimes      | 12.50%    | 13         |
| Comments:      | 10.58%    | 11         |
| Never          | 0.00%     | 0          |
| <b>TOTAL</b>   |           | <b>104</b> |

### Q7 In the past year, how often did you attend a parent meeting or event at your child's school that supported your child's academic success?

Answered: 104 Skipped: 3

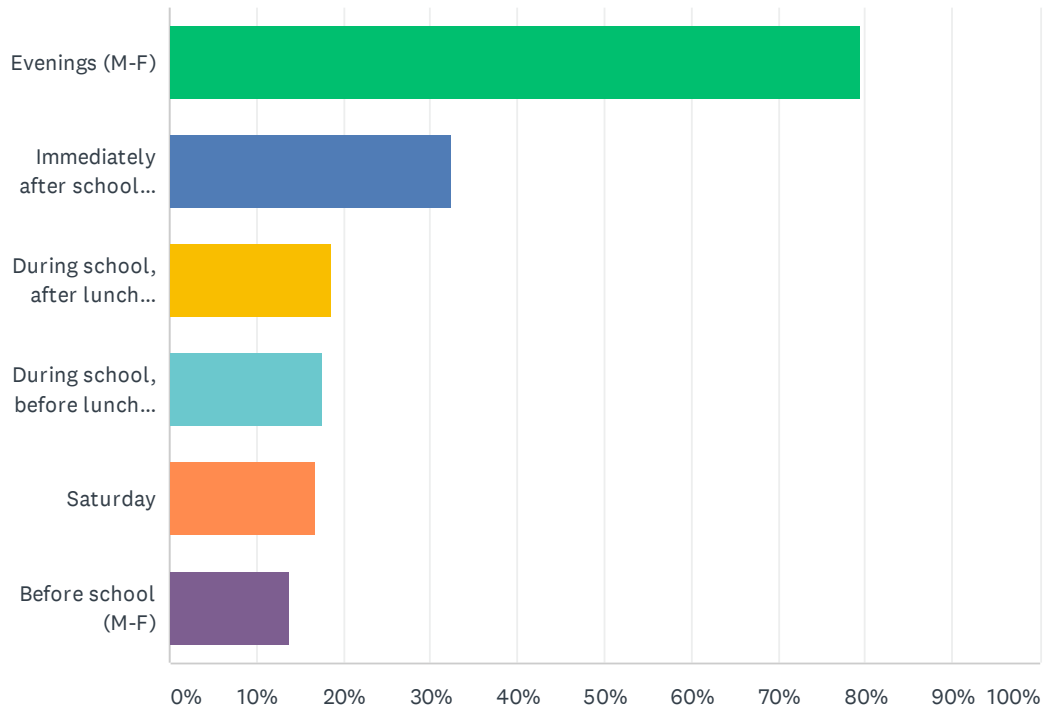


| ANSWER CHOICES         | RESPONSES |            |
|------------------------|-----------|------------|
| Once or twice a year   | 50.00%    | 52         |
| Monthly                | 28.85%    | 30         |
| Other (please specify) | 17.31%    | 18         |
| Never                  | 3.85%     | 4          |
| <b>TOTAL</b>           |           | <b>104</b> |



## Q8 When is the best time for you to attend a school event for families?

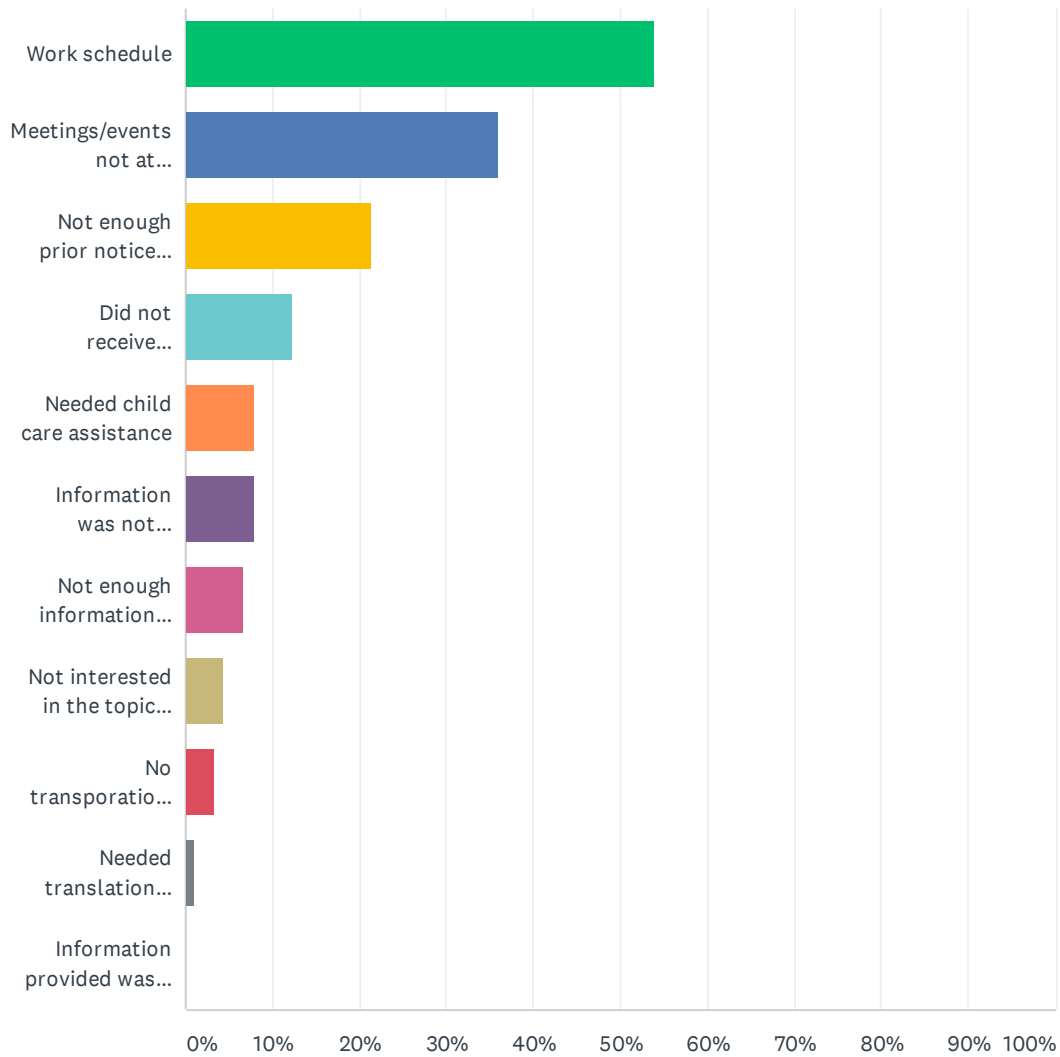
Answered: 102 Skipped: 5



| ANSWER CHOICES                    | RESPONSES |    |
|-----------------------------------|-----------|----|
| Evenings (M-F)                    | 79.41%    | 81 |
| Immediately after school (M-F)    | 32.35%    | 33 |
| During school, after lunch (M-F)  | 18.63%    | 19 |
| During school, before lunch (M-F) | 17.65%    | 18 |
| Saturday                          | 16.67%    | 17 |
| Before school (M-F)               | 13.73%    | 14 |
| Total Respondents: 102            |           |    |

### Q9 If you were unable to attend informational meetings or academic events, please share why. (Check all that apply)

Answered: 89 Skipped: 18

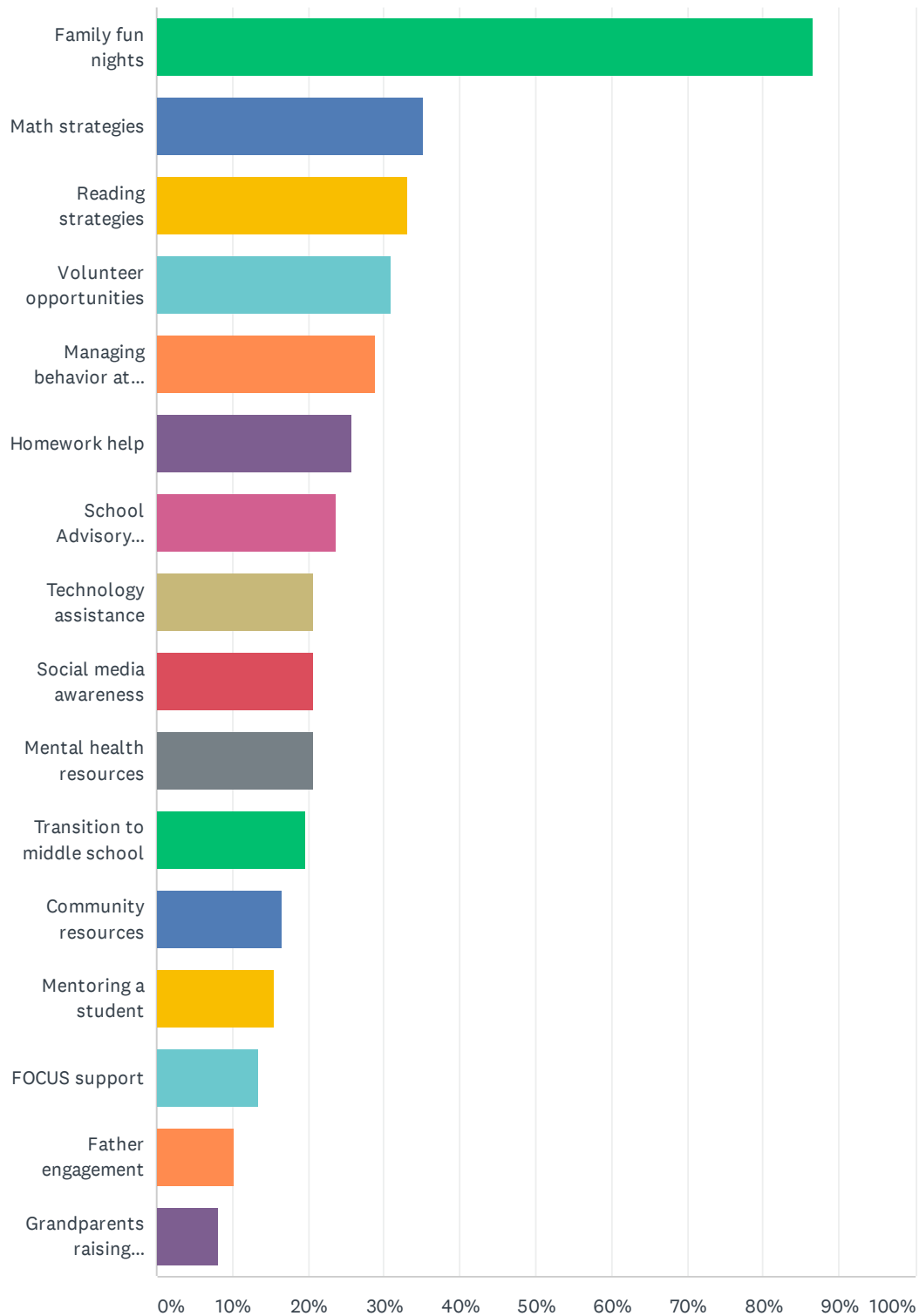


Brevard Public Schools Elementary Parent Survey 2019-2020

| ANSWER CHOICES                                    | RESPONSES |    |
|---|-----------|----|
| Work schedule                                     | 53.93%    | 48 |
| Meetings/events not at convenient times           | 35.96%    | 32 |
| Not enough prior notice provided                  | 21.35%    | 19 |
| Did not receive information about meetings/events | 12.36%    | 11 |
| Needed child care assistance                      | 7.87%     | 7  |
| Information was not relevant to me/my child       | 7.87%     | 7  |
| Not enough information provided                   | 6.74%     | 6  |
| Not interested in the topics presented            | 4.49%     | 4  |
| No transportation to get to meetings/events       | 3.37%     | 3  |
| Needed translation services                       | 1.12%     | 1  |
| Information provided was difficult to understand  | 0.00%     | 0  |
| Total Respondents: 89                             |           |    |

# Q10 Which of the following informational meetings and activities would you participate in or attend?

Answered: 97 Skipped: 10



Brevard Public Schools Elementary Parent Survey 2019-2020

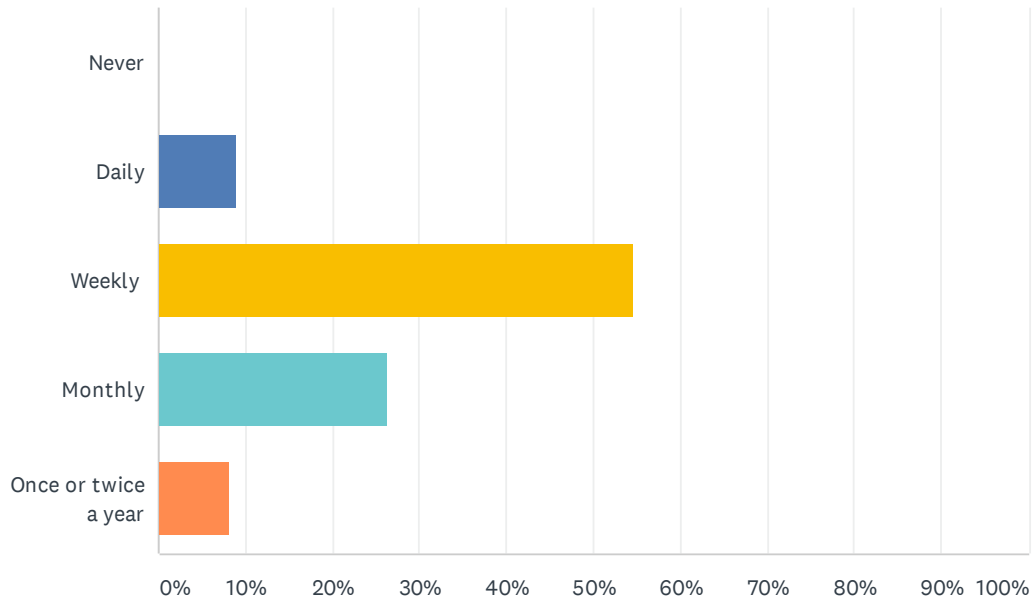
| ANSWER CHOICES   | RESPONSES |    |
|--|-----------|----|
| Family fun nights  | 86.60%    | 84 |
| Math strategies  | 35.05%    | 34 |
| Reading strategies   | 32.99%    | 32 |
| Volunteer opportunities  | 30.93%    | 30 |
| Managing behavior at home  | 28.87%    | 28 |
| Homework help  | 25.77%    | 25 |
| School Advisory Council (SAC) or Parent-Teacher Organization (PTO/PTA) | 23.71%    | 23 |
| Technology assistance  | 20.62%    | 20 |
| Social media awareness   | 20.62%    | 20 |
| Mental health resources  | 20.62%    | 20 |
| Transition to middle school  | 19.59%    | 19 |
| Community resources  | 16.49%    | 16 |
| Mentoring a student  | 15.46%    | 15 |
| FOCUS support  | 13.40%    | 13 |
| Father engagement  | 10.31%    | 10 |
| Grandparents raising grandchildren                                     | 8.25%     | 8  |
| Total Respondents: 97  |           |    |

**Q11 In what ways can family engagement be strengthened at your child's school?**

Answered: 52 Skipped: 55

## Q12 How often do you communicate with your child's teachers?

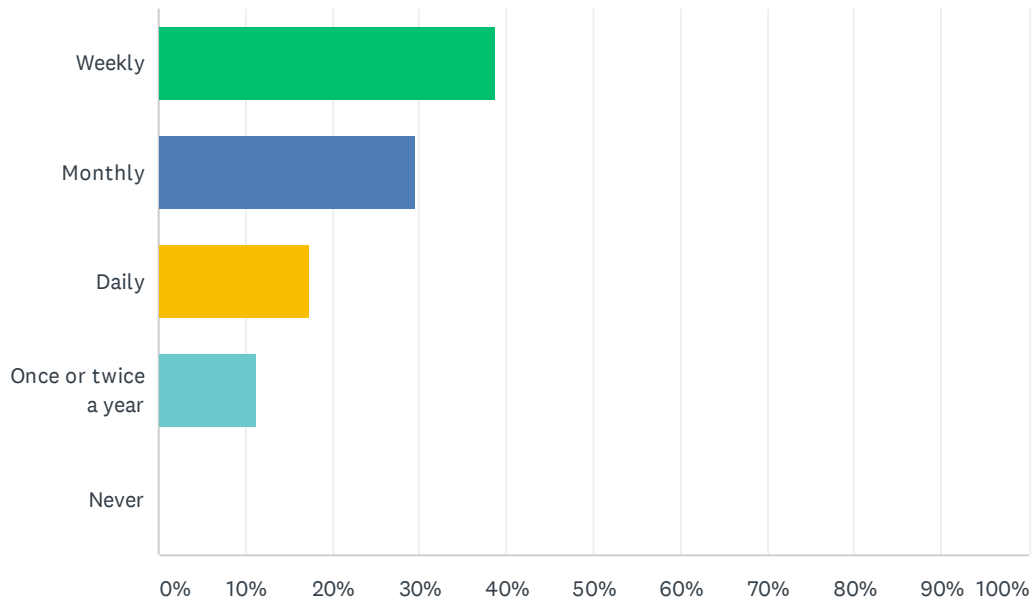
Answered: 99 Skipped: 8



| ANSWER CHOICES       | RESPONSES |           |
|----------------------|-----------|-----------|
| Never                | 0.00%     | 0         |
| Daily                | 9.09%     | 9         |
| Weekly               | 54.55%    | 54        |
| Monthly              | 26.26%    | 26        |
| Once or twice a year | 8.08%     | 8         |
| <b>TOTAL</b>         |           | <b>99</b> |

### Q13 How often does your child's teacher communicate with you about your child's progress?

Answered: 98 Skipped: 9

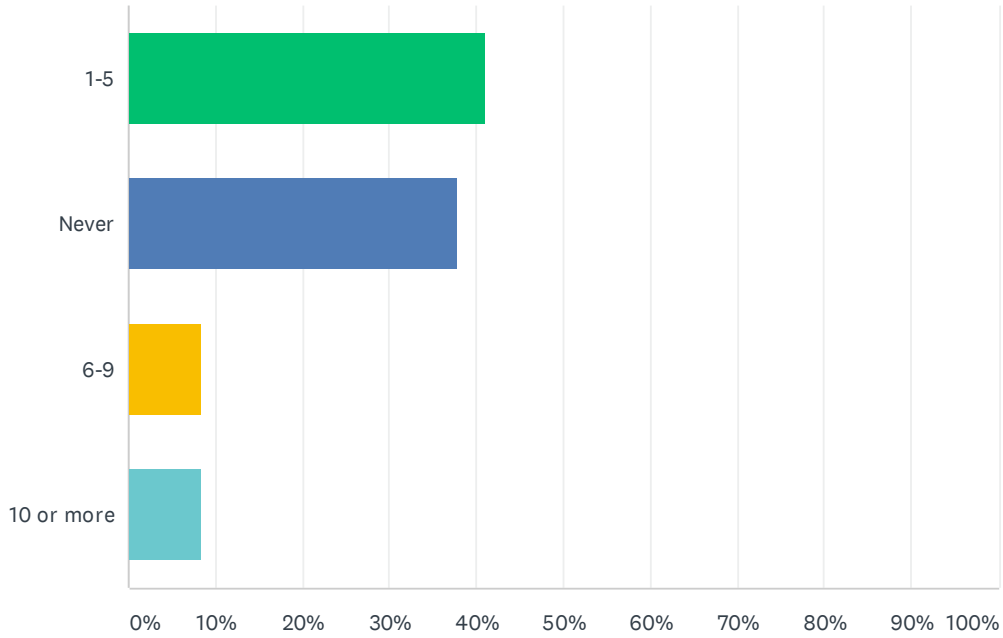


| ANSWER CHOICES       | RESPONSES |           |
|----------------------|-----------|-----------|
| Weekly               | 38.78%    | 38        |
| Monthly              | 29.59%    | 29        |
| Daily                | 17.35%    | 17        |
| Once or twice a year | 11.22%    | 11        |
| Never                | 0.00%     | 0         |
| <b>TOTAL</b>         |           | <b>98</b> |



### Q14 How many times per month do you access your child's grades and attendance information through FOCUS?

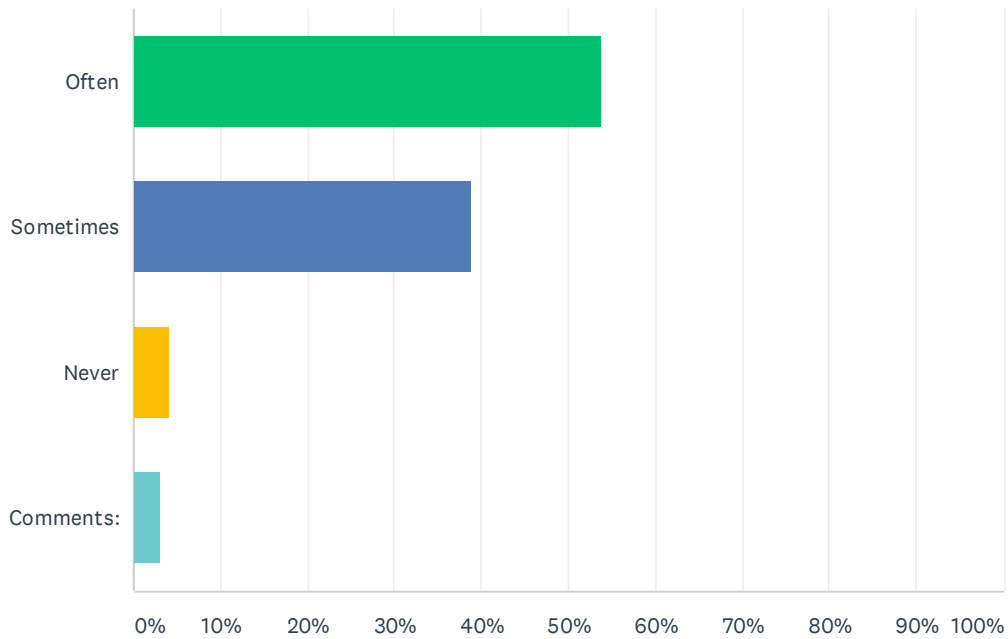
Answered: 95 Skipped: 12



| ANSWER CHOICES | RESPONSES |
|----------------|-----------|
| 1-5            | 41.05% 39 |
| Never          | 37.89% 36 |
| 6-9            | 8.42% 8   |
| 10 or more     | 8.42% 8   |
| <b>TOTAL</b>   | <b>95</b> |

### Q15 How often does your child's school or teachers provide you with information about ways you can help your child's learning at home?

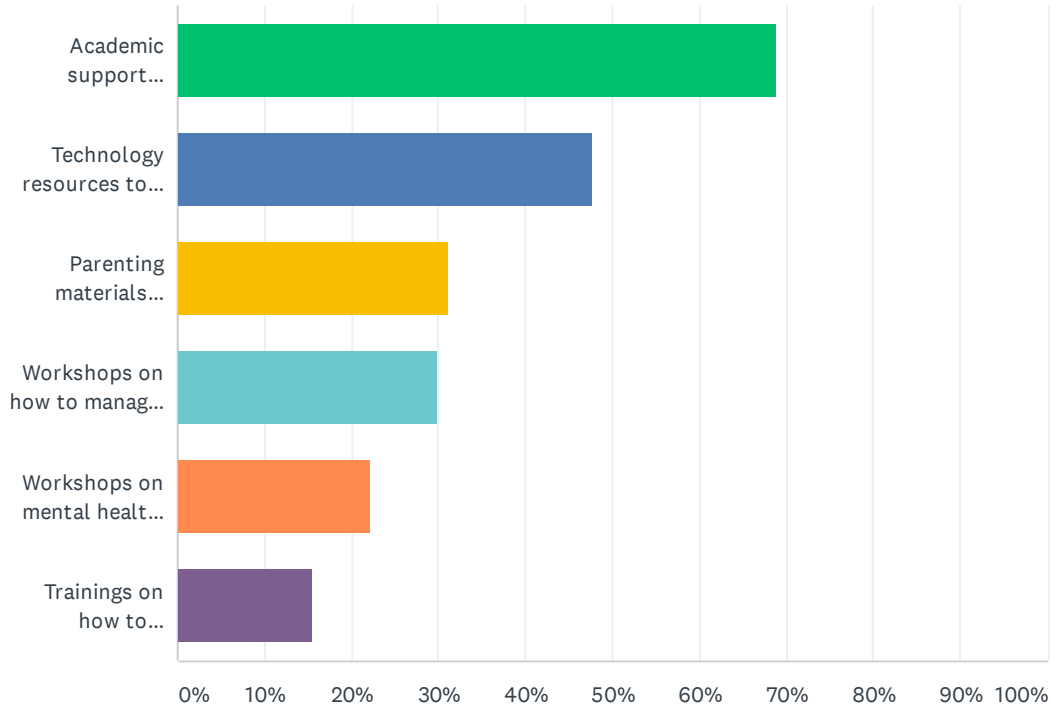
Answered: 95 Skipped: 12



| ANSWER CHOICES | RESPONSES |           |
|----------------|-----------|-----------|
| Often          | 53.68%    | 51        |
| Sometimes      | 38.95%    | 37        |
| Never          | 4.21%     | 4         |
| Comments:      | 3.16%     | 3         |
| <b>TOTAL</b>   |           | <b>95</b> |

## Q16 What types of family engagement resources would you use if they were provided at your school?

Answered: 90 Skipped: 17



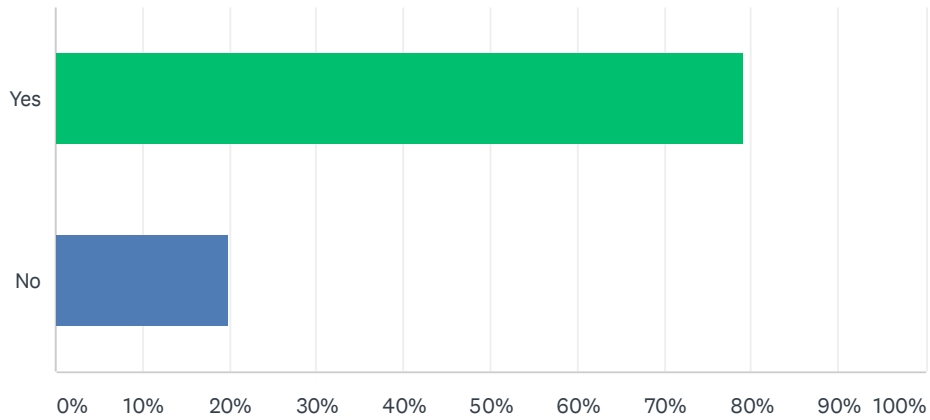
| ANSWER CHOICES   | RESPONSES |    |
|--|-----------|----|
| Academic support materials for families to use at home               | 68.89%    | 62 |
| Technology resources to support learning at home                     | 47.78%    | 43 |
| Parenting materials (articles and books for check out)               | 31.11%    | 28 |
| Workshops on how to manage behaviors at home                         | 30.00%    | 27 |
| Workshops on mental health resources                                 | 22.22%    | 20 |
| Trainings on how to participate in school decision-making committees | 15.56%    | 14 |
| Total Respondents: 90  |           |    |

**Q17 What can Brevard Public Schools do to ensure your child is successful in elementary school?**

Answered: 53 Skipped: 54

### Q18 Have you been given opportunities to provide input and feedback into school decisions (school improvement, Title I services, event planning, discipline)?

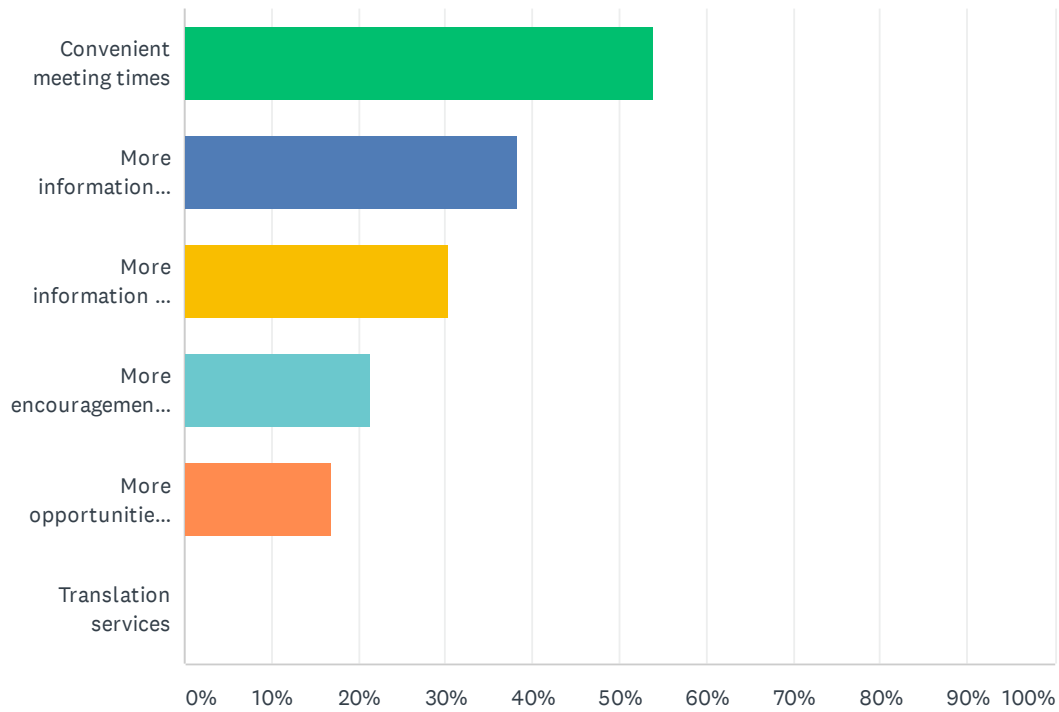
Answered: 96 Skipped: 11



| ANSWER CHOICES | RESPONSES |    |
|----------------|-----------|----|
| Yes            | 79.17%    | 76 |
| No             | 19.79%    | 19 |
| TOTAL          |           | 96 |

## Q19 How could your school assist you in playing a more active role in school decision-making?

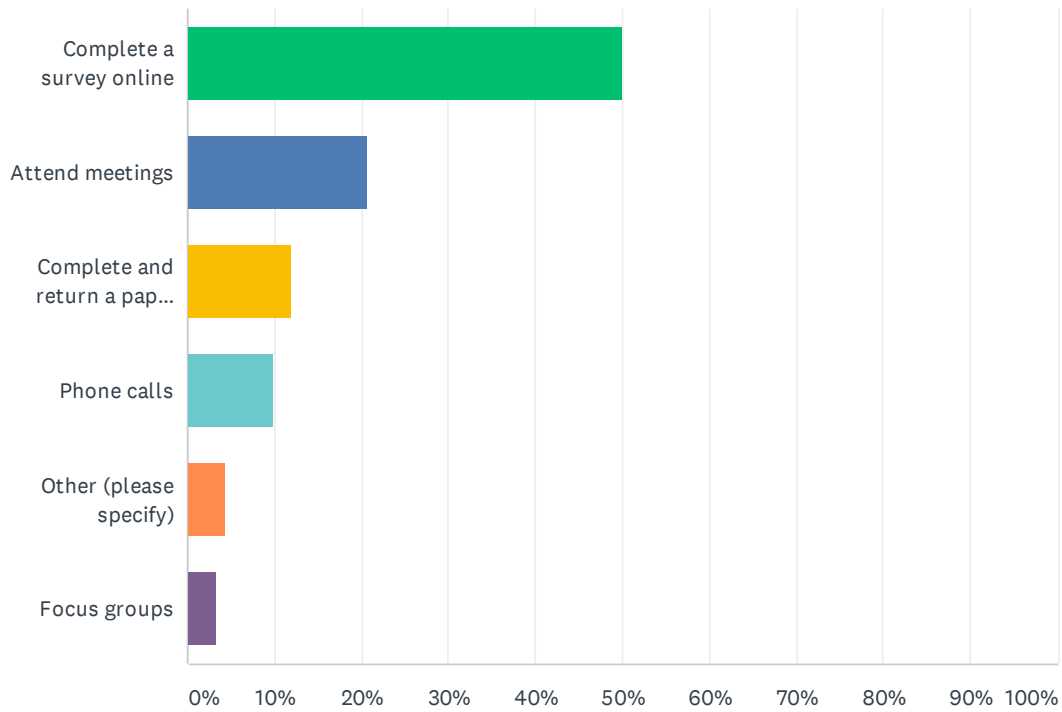
Answered: 89 Skipped: 18



| ANSWER CHOICES   | RESPONSES |    |
|--|-----------|----|
| Convenient meeting times                                   | 53.93%    | 48 |
| More information about school issues to be addressed       | 38.20%    | 34 |
| More information on how to become engaged                  | 30.34%    | 27 |
| More encouragement from the school to become engaged       | 21.35%    | 19 |
| More opportunities to share my opinion about school issues | 16.85%    | 15 |
| Translation services                                       | 0.00%     | 0  |
| Total Respondents: 89                                      |           |    |

## Q20 What is the best way for you to provide input regarding your child's school?

Answered: 92 Skipped: 15



| ANSWER CHOICES                     | RESPONSES |           |
|------------------------------------|-----------|-----------|
| Complete a survey online           | 50.00%    | 46        |
| Attend meetings                    | 20.65%    | 19        |
| Complete and return a paper survey | 11.96%    | 11        |
| Phone calls                        | 9.78%     | 9         |
| Other (please specify)             | 4.35%     | 4         |
| Focus groups                       | 3.26%     | 3         |
| <b>TOTAL</b>                       |           | <b>92</b> |

**Q21 What do you feel is working well at your child's school? (This is your chance to brag about your school and share what you like about it!)**

Answered: 66 Skipped: 41



Q22 What do you feel is not working, difficult, and/or needs improvement at your child's school? (This is your chance to tell us what you would like to see changed.)

Answered: 54 Skipped: 53