

Q1 What school does your child attend?

Answered: 78 Skipped: 0



Brevard Public Schools Elementary Parent Survey 2019-2020

Elementary
Croton
Elementary
DeLaura Middle
Discovery
Elementary
Eau Gallie High
Edgewood
Jr./Sr. High
Endeavour
Elementary
Eau Gallie
High School ...
Enterprise
Elementary
Fairglen
Elementary
Freedom 7
Elementary
Gemini
Elementary
Golfview
Elementary
Harbor City
Elementary
Heritage High
Holland
Elementary
Hoover Middle
Imperial
Estates...
Indialantic
Elementary
Jackson Middle
Jefferson
Middle

Brevard Public Schools Elementary Parent Survey 2019-2020

Johnson Middle
Jupiter
Elementary
Kennedy Middle
Lockmar
Elementary
Longleaf
Elementary
Madison Middle
Manatee
Elementary
McAuliffe
Elementary
McNair Magnet
Middle
Meadowlane
Intermediate...
Meadowlane
Primary...
Merritt Island
High School ...
Melbourne High
Merritt Island
High
MILA Elementary
Mims Elementary
Pathways at
Gardendale...
Oak Park
Elementary
Ocean Breeze
Elementary
Palm Bay
Elementary
Palm Bay High
School VPK...

Brevard Public Schools Elementary Parent Survey 2019-2020

Palm Bay Magnet High										
Pinewood Elementary										
Port Malabar Elementary										
Quest Elementary...										
Riviera Elementary										
Rockledge High										
Roosevelt Elementary										
Sabal Elementary										
Satellite High School VPK...										
Satellite High										
Saturn Elementary										
Sea Park Elementary										
Sherwood Elementary										
Pathways at Pine Grove...										
South Area Head Start										
South Lake Elementary										
Southwest Middle										
Space Coast Jr./Sr. High										
Stevenson Elementary										
Stone Middle										
Sunrise Elementary										

Brevard Public Schools Elementary Parent Survey 2019-2020



Brevard Public Schools Elementary Parent Survey 2019-2020

ANSWER CHOICES	RESPONSES	
Challenger 7 Elementary	100.00%	78
Riverview School	0.00%	0
Allen, Roy Elementary	0.00%	0
Andersen Elementary	0.00%	0
Apollo Elementary	0.00%	0
Astronaut High	0.00%	0
Atlantis Elementary	0.00%	0
Audubon Elementary	0.00%	0
Bayside High	0.00%	0
Brevard Virtual Instruction Program (BVIP)	0.00%	0
Cambridge Elementary Magnet	0.00%	0
Cape View Elementary	0.00%	0
Carroll, Lewis Elementary	0.00%	0
Central Middle	0.00%	0
Cocoa Beach Jr./Sr. High	0.00%	0
Cocoa High	0.00%	0
Columbia Elementary	0.00%	0
Coquina Elementary	0.00%	0
Dr W. J. Creel Elementary	0.00%	0
Croton Elementary	0.00%	0
DeLaura Middle	0.00%	0
Discovery Elementary	0.00%	0
Eau Gallie High	0.00%	0
Edgewood Jr./Sr. High	0.00%	0
Endeavour Elementary	0.00%	0
Eau Gallie High School VPK program	0.00%	0
Enterprise Elementary	0.00%	0
Fairglen Elementary	0.00%	0
Freedom 7 Elementary	0.00%	0
Gemini Elementary	0.00%	0
Golfview Elementary	0.00%	0
Harbor City Elementary	0.00%	0

Brevard Public Schools Elementary Parent Survey 2019-2020

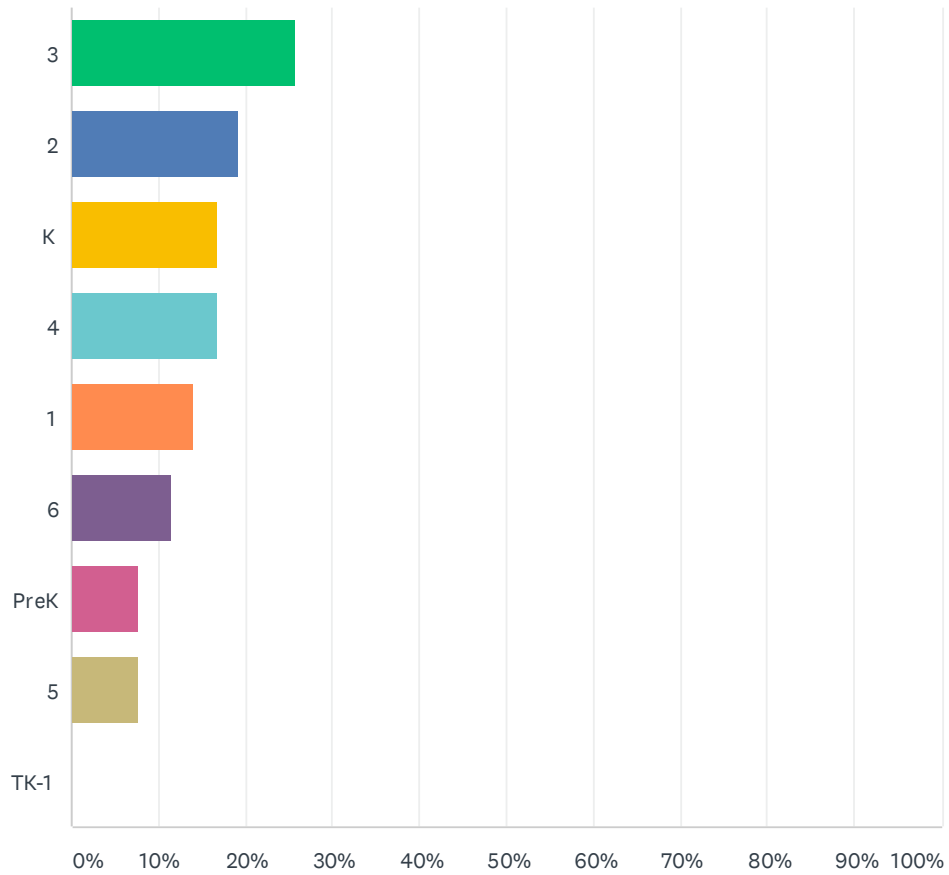
Heritage High	0.00%	0
Holland Elementary	0.00%	0
Hoover Middle	0.00%	0
Imperial Estates Elementary	0.00%	0
Indialantic Elementary	0.00%	0
Jackson Middle	0.00%	0
Jefferson Middle	0.00%	0
Johnson Middle	0.00%	0
Jupiter Elementary	0.00%	0
Kennedy Middle	0.00%	0
Lockmar Elementary	0.00%	0
Longleaf Elementary	0.00%	0
Madison Middle	0.00%	0
Manatee Elementary	0.00%	0
McAuliffe Elementary	0.00%	0
McNair Magnet Middle	0.00%	0
Meadowlane Intermediate Elementary	0.00%	0
Meadowlane Primary Elementary	0.00%	0
Merritt Island High School VPK program	0.00%	0
Melbourne High	0.00%	0
Merritt Island High	0.00%	0
MILA Elementary	0.00%	0
Mims Elementary	0.00%	0
Pathways at Gardendale (North/Central Area Alternative Center)	0.00%	0
Oak Park Elementary	0.00%	0
Ocean Breeze Elementary	0.00%	0
Palm Bay Elementary	0.00%	0
Palm Bay High School VPK program	0.00%	0
Palm Bay Magnet High	0.00%	0
Pinewood Elementary	0.00%	0
Port Malabar Elementary	0.00%	0
Quest Elementary School	0.00%	0
Riviera Elementary	0.00%	0
Rockledge High	0.00%	0

Brevard Public Schools Elementary Parent Survey 2019-2020

Roosevelt Elementary	0.00%	0
Sabal Elementary	0.00%	0
Satellite High School VPK program	0.00%	0
Satellite High	0.00%	0
Saturn Elementary	0.00%	0
Sea Park Elementary	0.00%	0
Sherwood Elementary	0.00%	0
Pathways at Pine Grove (South Area Alternative Center)	0.00%	0
South Area Head Start	0.00%	0
South Lake Elementary	0.00%	0
Southwest Middle	0.00%	0
Space Coast Jr./Sr. High	0.00%	0
Stevenson Elementary	0.00%	0
Stone Middle	0.00%	0
Sunrise Elementary	0.00%	0
Suntree Elementary	0.00%	0
Surfside Elementary	0.00%	0
Titusville High	0.00%	0
Tropical Elementary	0.00%	0
Turner Elementary	0.00%	0
University Park Elementary	0.00%	0
Viera High School VPK program	0.00%	0
Viera High	0.00%	0
West Melbourne Elementary School for Science	0.00%	0
West Shore Jr./Sr. High	0.00%	0
Westside Elementary	0.00%	0
Williams Elementary	0.00%	0
TOTAL		78

Q2 What is your child's current grade level?

Answered: 78 Skipped: 0

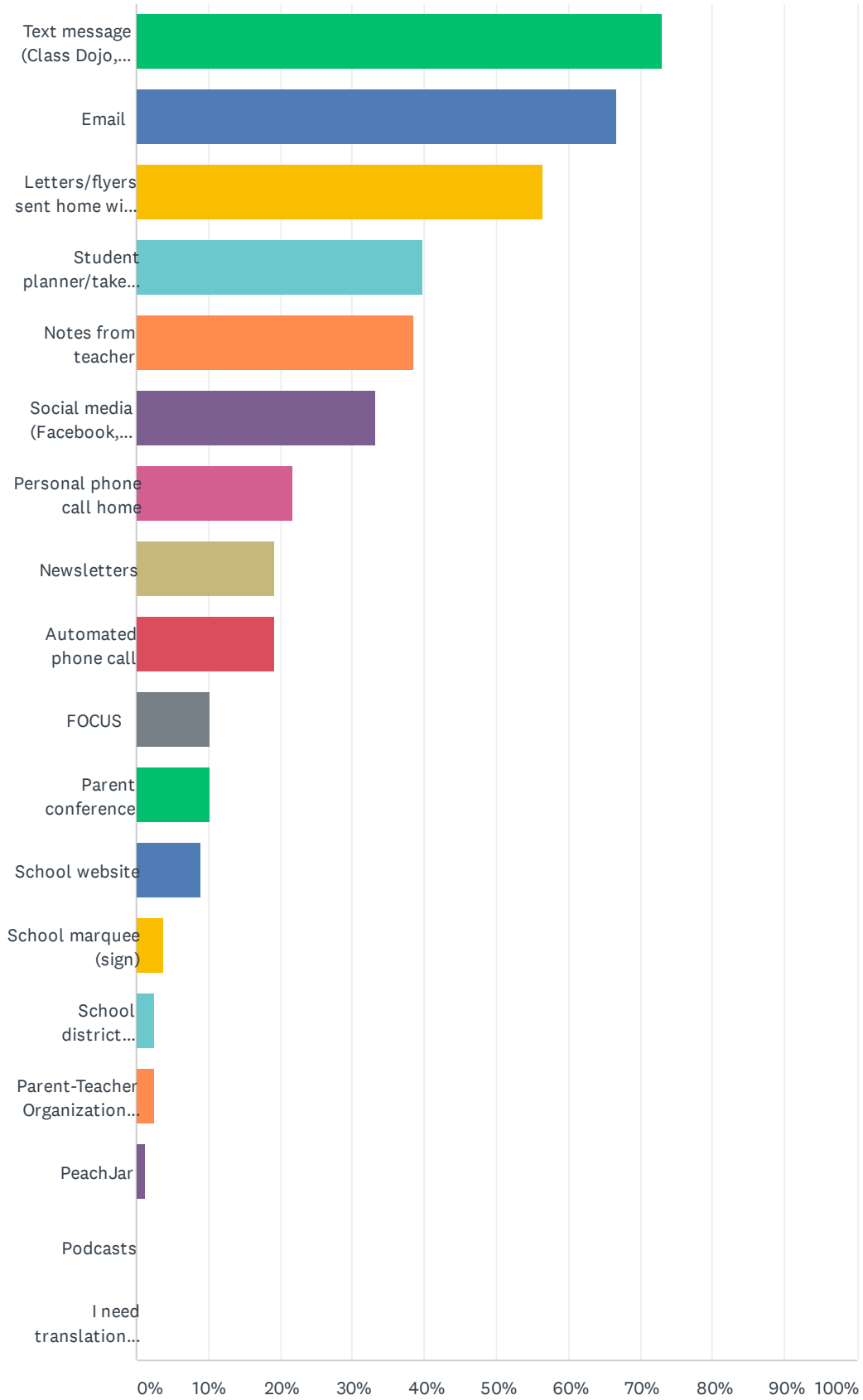


ANSWER CHOICES	RESPONSES	
3	25.64%	20
2	19.23%	15
K	16.67%	13
4	16.67%	13
1	14.10%	11
6	11.54%	9
PreK	7.69%	6
5	7.69%	6
TK-1	0.00%	0
Total Respondents: 78		

Q3 What is the best way for us to get important information regarding school events and/or your child's progress from the school? (check all that apply)

Answered: 78 Skipped: 0

Brevard Public Schools Elementary Parent Survey 2019-2020

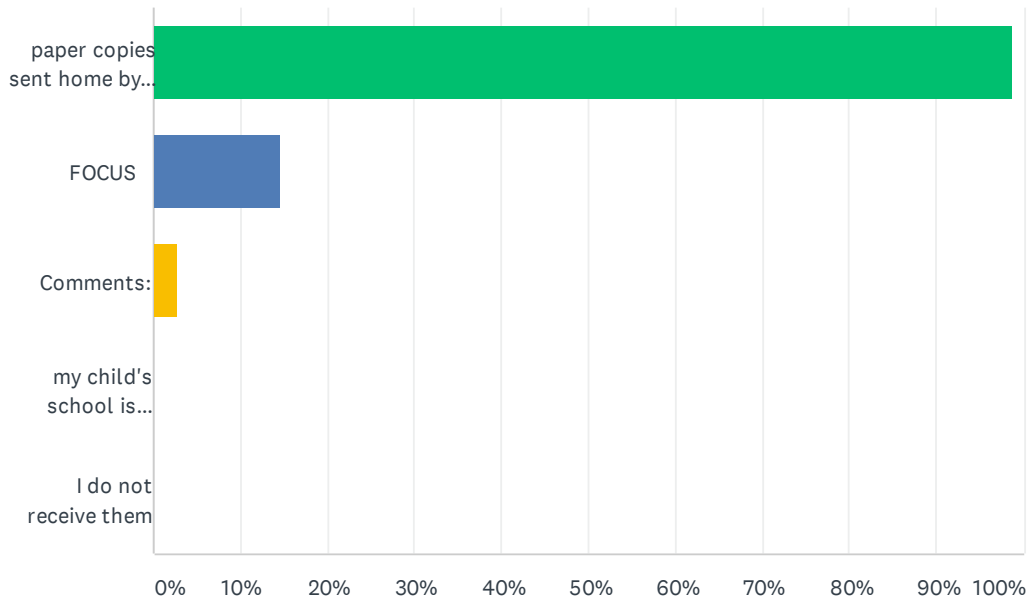


Brevard Public Schools Elementary Parent Survey 2019-2020

ANSWER CHOICES	RESPONSES	
Text message (Class Dojo, Remind)	73.08%	57
Email	66.67%	52
Letters/flyers sent home with students	56.41%	44
Student planner/take-home folder	39.74%	31
Notes from teacher	38.46%	30
Social media (Facebook, Twitter)	33.33%	26
Personal phone call home	21.79%	17
Newsletters	19.23%	15
Automated phone call	19.23%	15
FOCUS	10.26%	8
Parent conference	10.26%	8
School website	8.97%	7
School marquee (sign)	3.85%	3
School district website	2.56%	2
Parent-Teacher Organization (PTO/PTA)	2.56%	2
PeachJar	1.28%	1
Podcasts	0.00%	0
I need translation assistance	0.00%	0
Total Respondents: 78		

Q4 How do you receive interim reports and report cards?

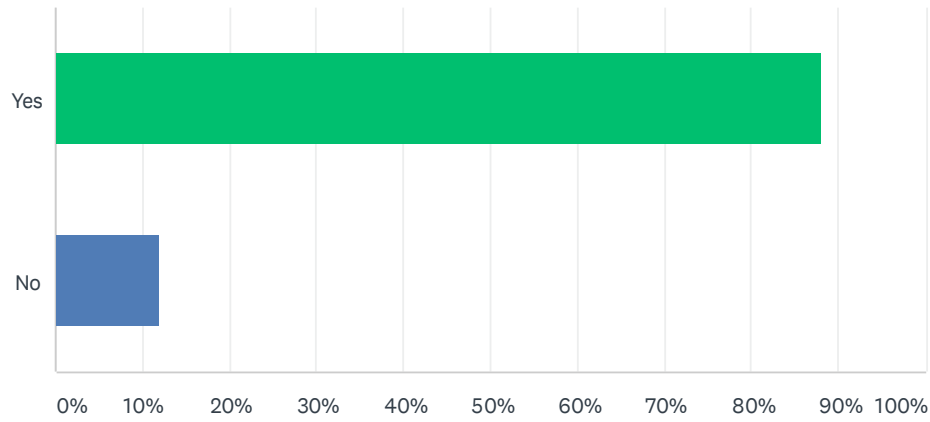
Answered: 75 Skipped: 3



ANSWER CHOICES	RESPONSES	
paper copies sent home by the school	98.67%	74
FOCUS	14.67%	11
Comments:	2.67%	2
my child's school is paperless	0.00%	0
I do not receive them	0.00%	0
Total Respondents: 75		

Q5 Do you feel welcome at your child's school?

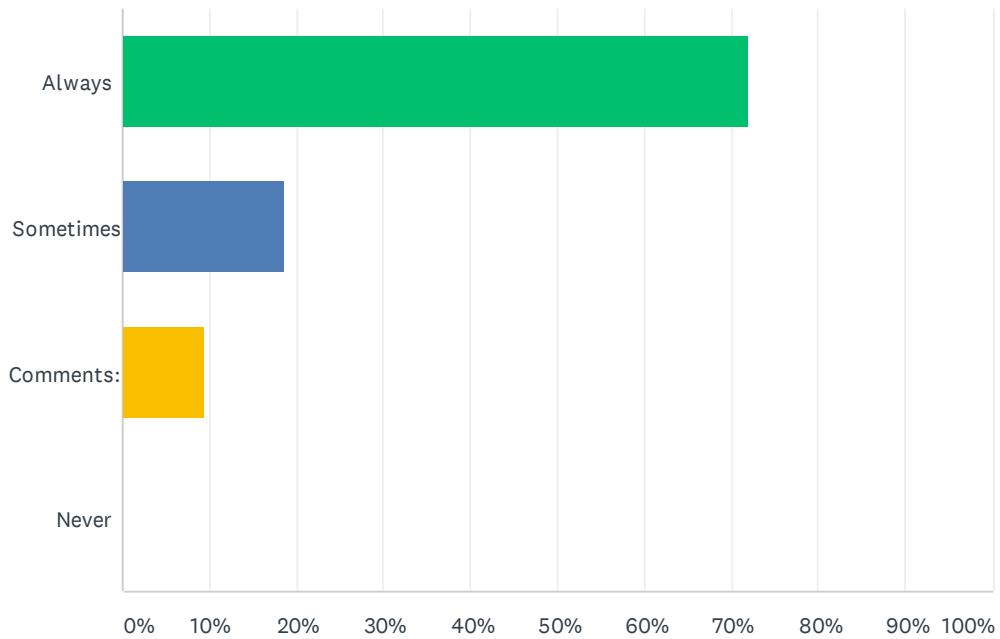
Answered: 75 Skipped: 3



ANSWER CHOICES	RESPONSES	
Yes	88.00%	66
No	12.00%	9
TOTAL		75

Q6 The office staff at my school is polite and is helpful in answering my questions or concerns.

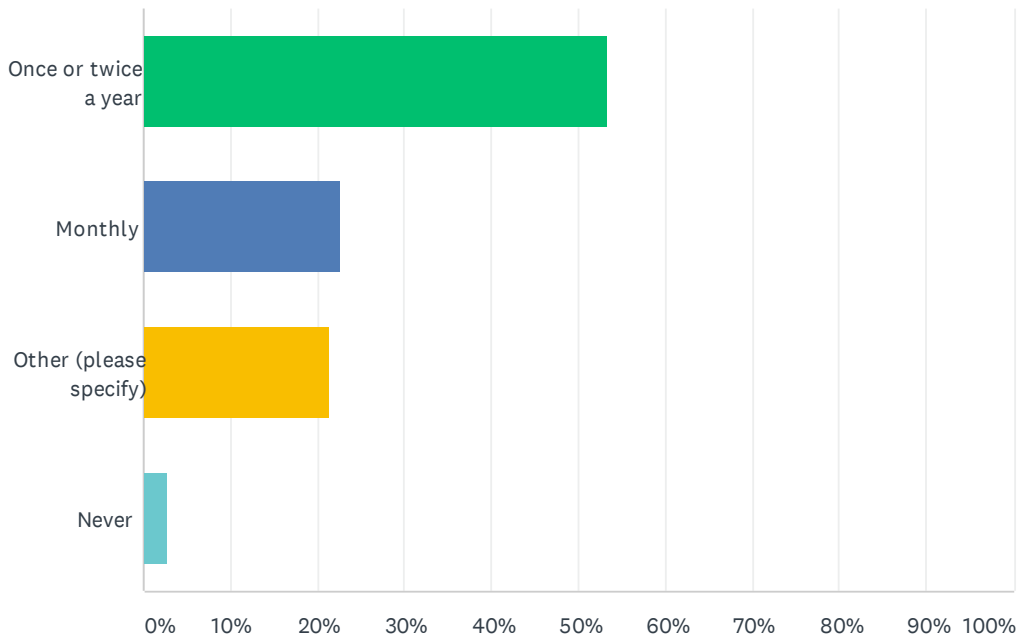
Answered: 75 Skipped: 3



ANSWER CHOICES	RESPONSES	
Always	72.00%	54
Sometimes	18.67%	14
Comments:	9.33%	7
Never	0.00%	0
TOTAL		75

Q7 In the past year, how often did you attend a parent meeting or event at your child's school that supported your child's academic success?

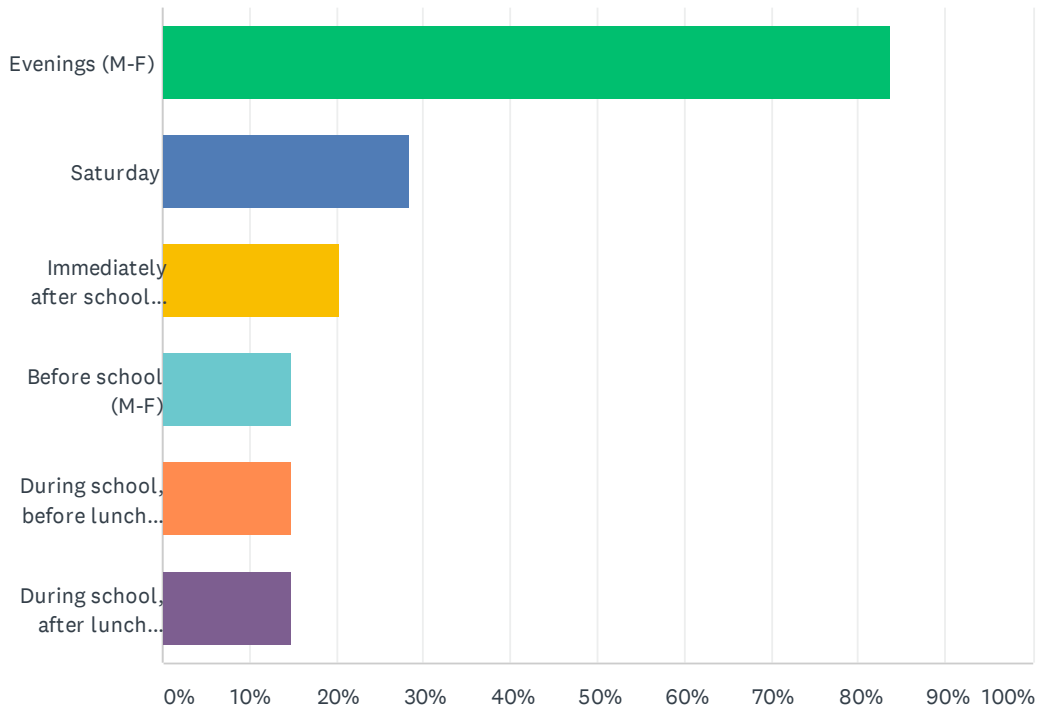
Answered: 75 Skipped: 3



ANSWER CHOICES	RESPONSES	
Once or twice a year	53.33%	40
Monthly	22.67%	17
Other (please specify)	21.33%	16
Never	2.67%	2
TOTAL		75

Q8 When is the best time for you to attend a school event for families?

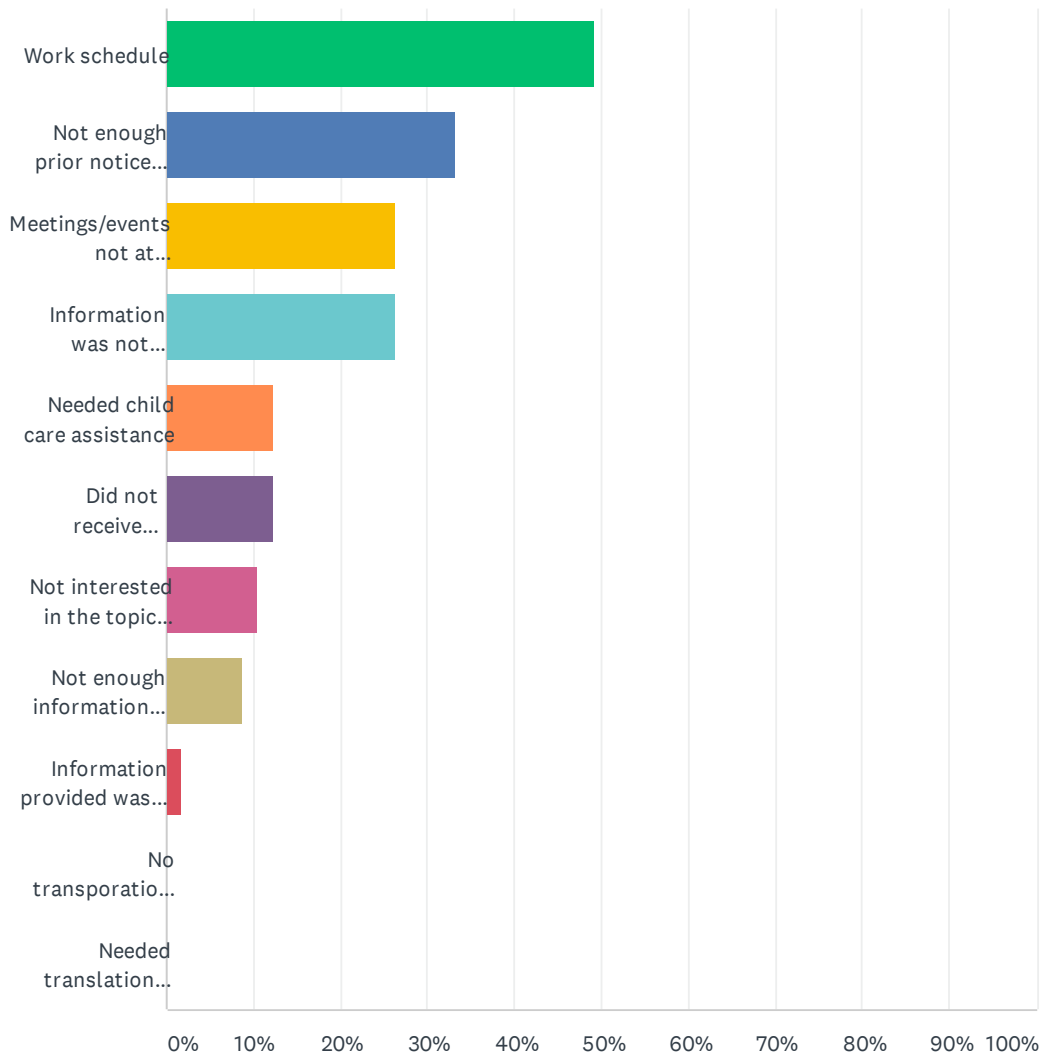
Answered: 74 Skipped: 4



ANSWER CHOICES	RESPONSES	
Evenings (M-F)	83.78%	62
Saturday	28.38%	21
Immediately after school (M-F)	20.27%	15
Before school (M-F)	14.86%	11
During school, before lunch (M-F)	14.86%	11
During school, after lunch (M-F)	14.86%	11
Total Respondents: 74		

Q9 If you were unable to attend informational meetings or academic events, please share why. (Check all that apply)

Answered: 57 Skipped: 21

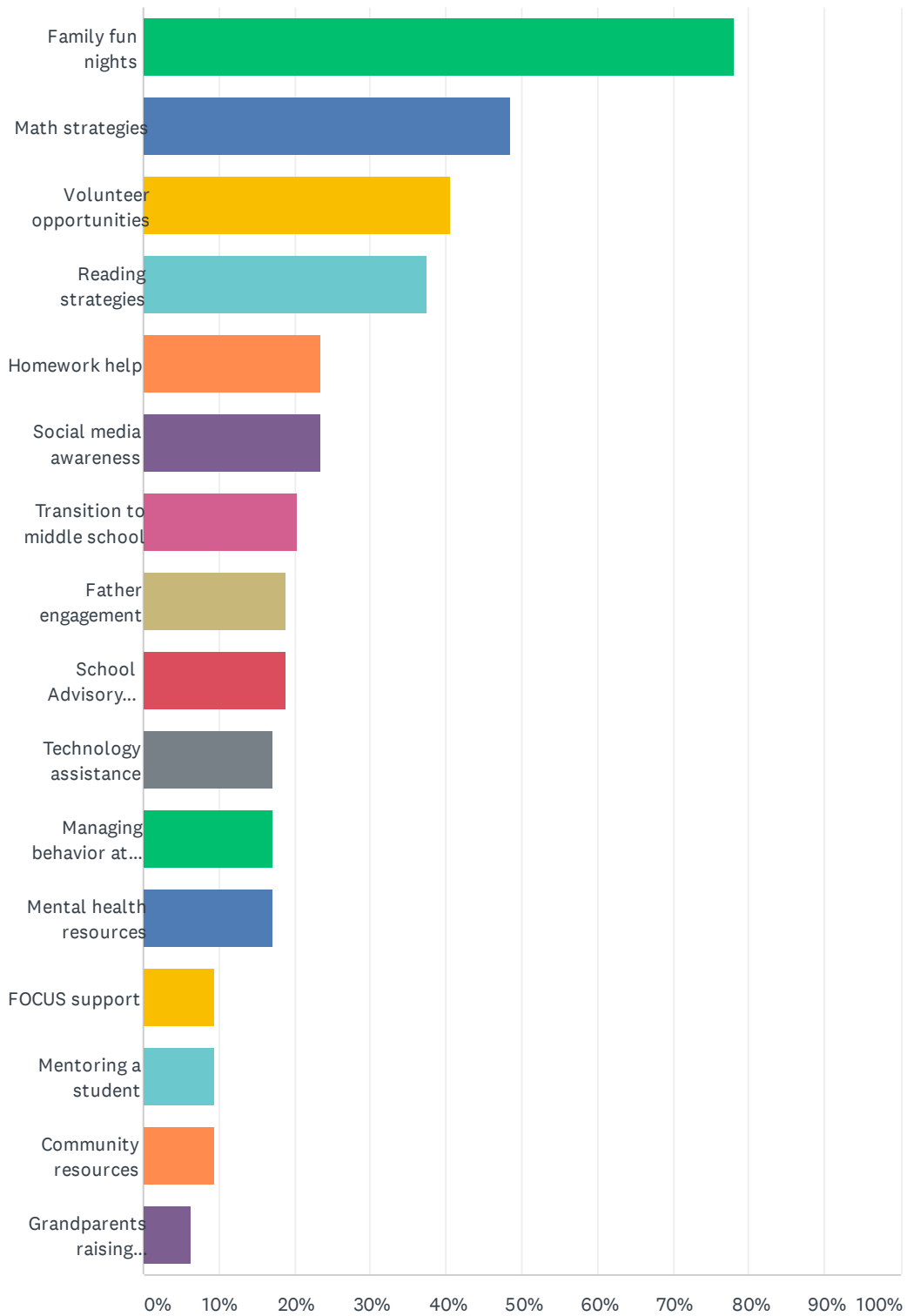


Brevard Public Schools Elementary Parent Survey 2019-2020

ANSWER CHOICES	RESPONSES	
Work schedule	49.12%	28
Not enough prior notice provided	33.33%	19
Meetings/events not at convenient times	26.32%	15
Information was not relevant to me/my child	26.32%	15
Needed child care assistance	12.28%	7
Did not receive information about meetings/events	12.28%	7
Not interested in the topics presented	10.53%	6
Not enough information provided	8.77%	5
Information provided was difficult to understand	1.75%	1
No transporation to get to meetings/events	0.00%	0
Needed translation services	0.00%	0
Total Respondents: 57		

Q10 Which of the following informational meetings and activities would you participate in or attend?

Answered: 64 Skipped: 14



Brevard Public Schools Elementary Parent Survey 2019-2020

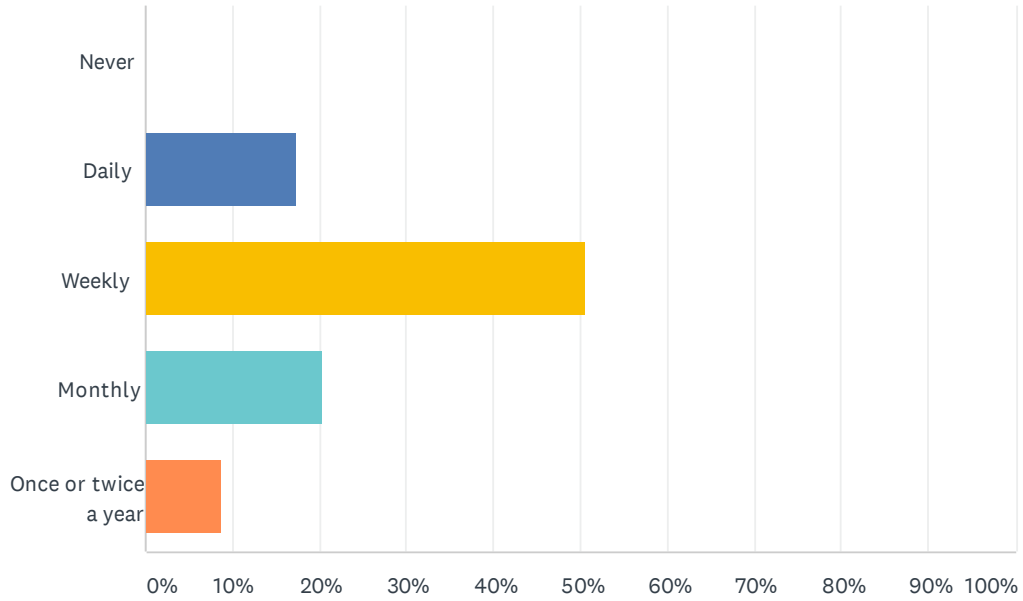
ANSWER CHOICES	RESPONSES	
Family fun nights	78.13%	50
Math strategies	48.44%	31
Volunteer opportunities	40.63%	26
Reading strategies	37.50%	24
Homework help	23.44%	15
Social media awareness	23.44%	15
Transition to middle school	20.31%	13
Father engagement	18.75%	12
School Advisory Council (SAC) or Parent-Teacher Organization (PTO/PTA)	18.75%	12
Technology assistance	17.19%	11
Managing behavior at home	17.19%	11
Mental health resources	17.19%	11
FOCUS support	9.38%	6
Mentoring a student	9.38%	6
Community resources	9.38%	6
Grandparents raising grandchildren	6.25%	4
Total Respondents: 64		

Q11 In what ways can family engagement be strengthened at your child's school?

Answered: 27 Skipped: 51

Q12 How often do you communicate with your child's teachers?

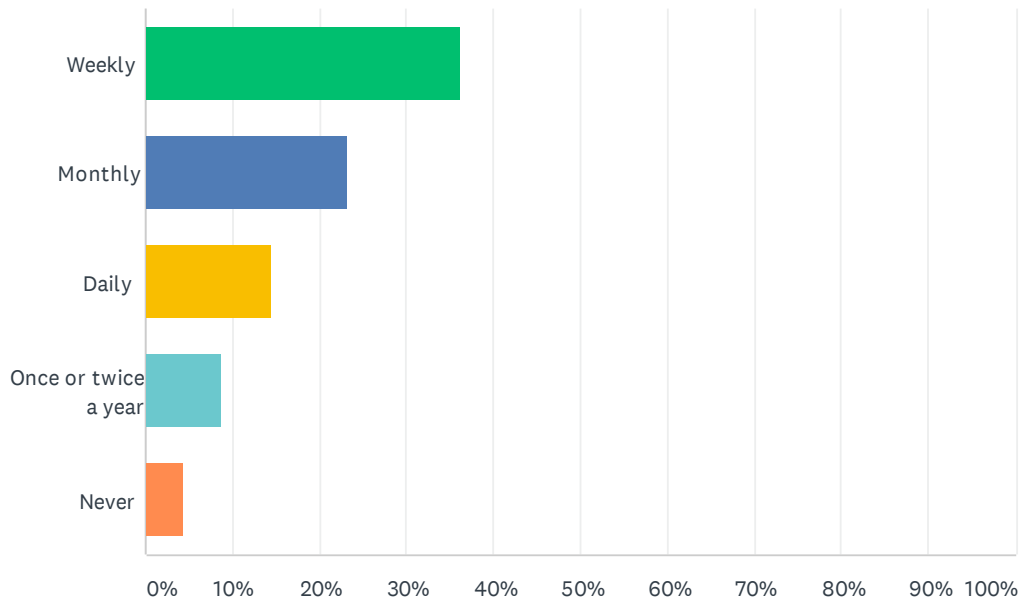
Answered: 69 Skipped: 9



ANSWER CHOICES	RESPONSES	
Never	0.00%	0
Daily	17.39%	12
Weekly	50.72%	35
Monthly	20.29%	14
Once or twice a year	8.70%	6
TOTAL		69

Q13 How often does your child's teacher communicate with you about your child's progress?

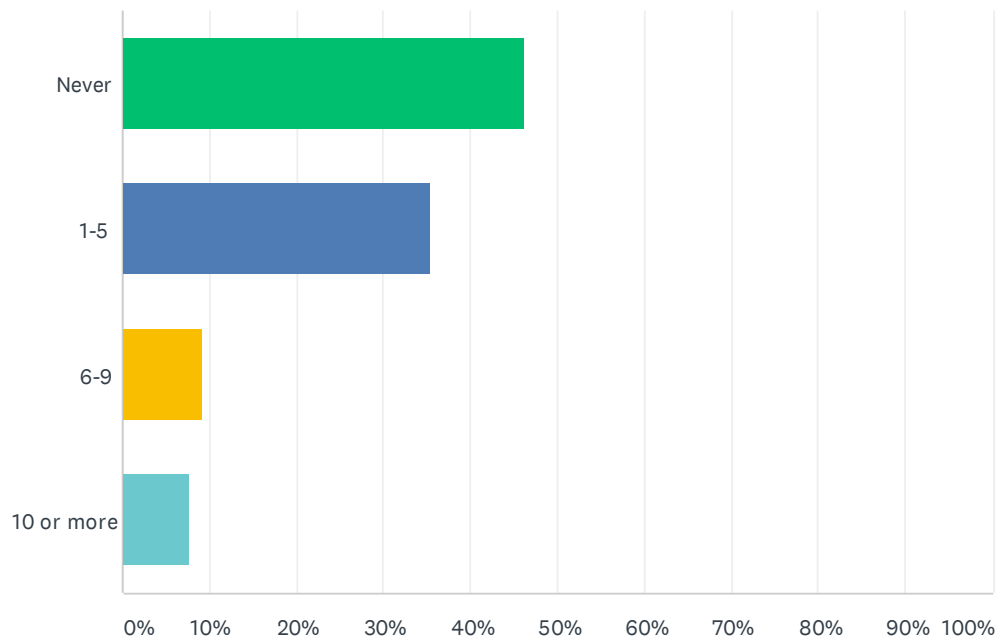
Answered: 69 Skipped: 9



ANSWER CHOICES	RESPONSES	
Weekly	36.23%	25
Monthly	23.19%	16
Daily	14.49%	10
Once or twice a year	8.70%	6
Never	4.35%	3
TOTAL		69

Q14 How many times per month do you access your child's grades and attendance information through FOCUS?

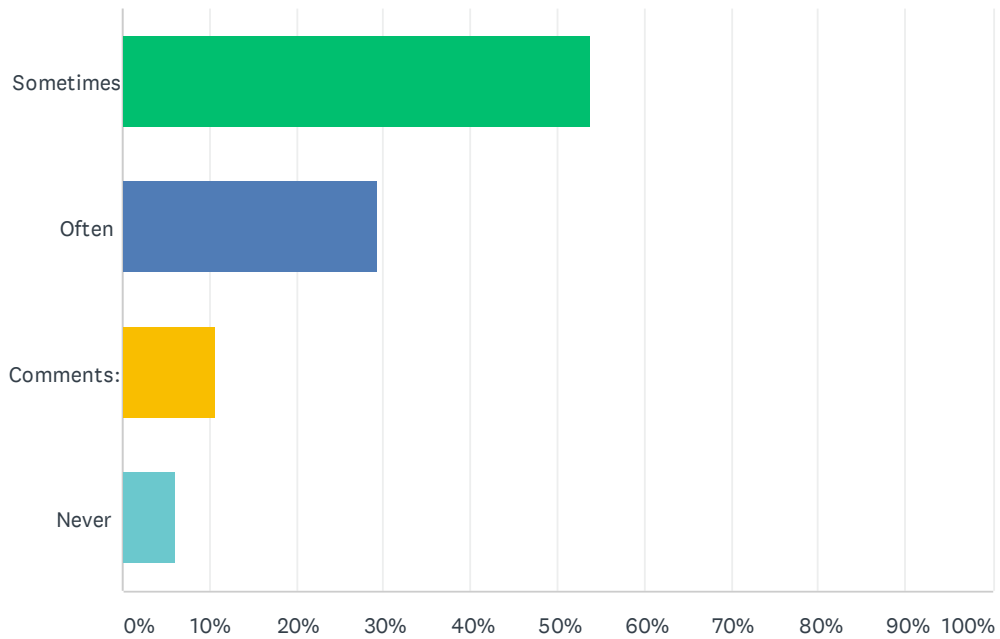
Answered: 65 Skipped: 13



ANSWER CHOICES	RESPONSES
Never	46.15% 30
1-5	35.38% 23
6-9	9.23% 6
10 or more	7.69% 5
TOTAL	65

Q15 How often does your child's school or teachers provide you with information about ways you can help your child's learning at home?

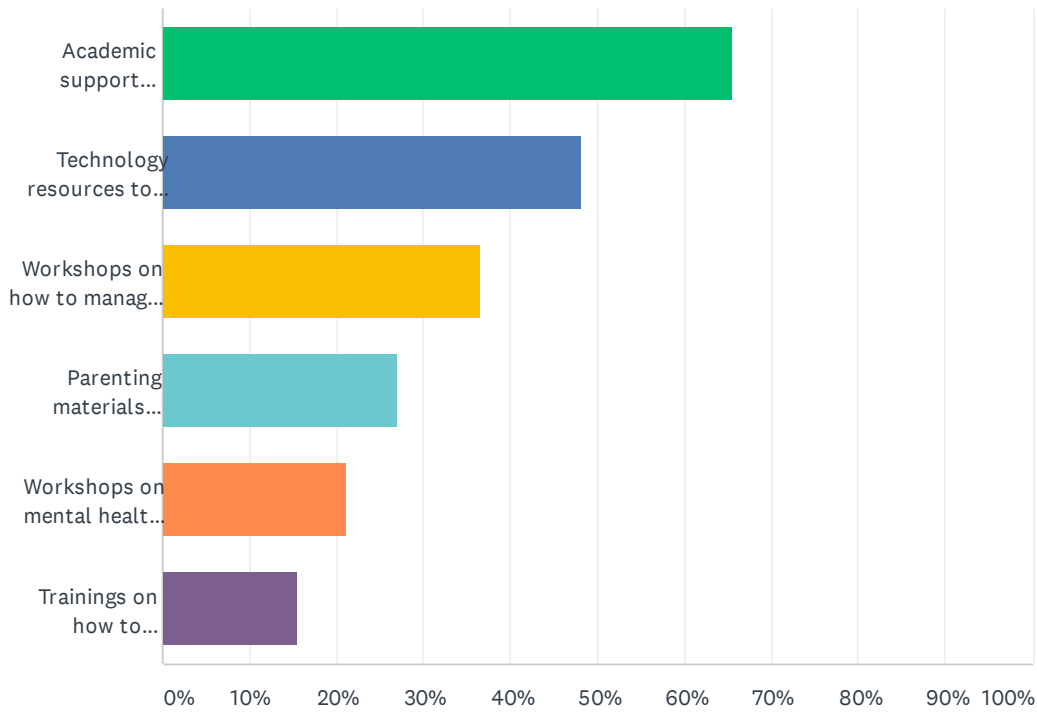
Answered: 65 Skipped: 13



ANSWER CHOICES	RESPONSES	
Sometimes	53.85%	35
Often	29.23%	19
Comments:	10.77%	7
Never	6.15%	4
TOTAL		65

Q16 What types of family engagement resources would you use if they were provided at your school?

Answered: 52 Skipped: 26



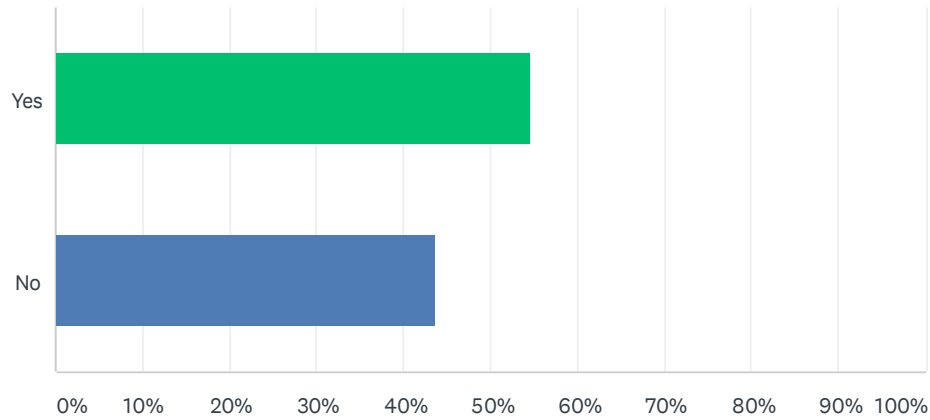
ANSWER CHOICES	RESPONSES	
Academic support materials for families to use at home	65.38%	34
Technology resources to support learning at home	48.08%	25
Workshops on how to manage behaviors at home	36.54%	19
Parenting materials (articles and books for check out)	26.92%	14
Workshops on mental health resources	21.15%	11
Trainings on how to participate in school decision-making committees	15.38%	8
Total Respondents: 52		

Q17 What can Brevard Public Schools do to ensure your child is successful in elementary school?

Answered: 36 Skipped: 42

Q18 Have you been given opportunities to provide input and feedback into school decisions (school improvement, Title I services, event planning, discipline)?

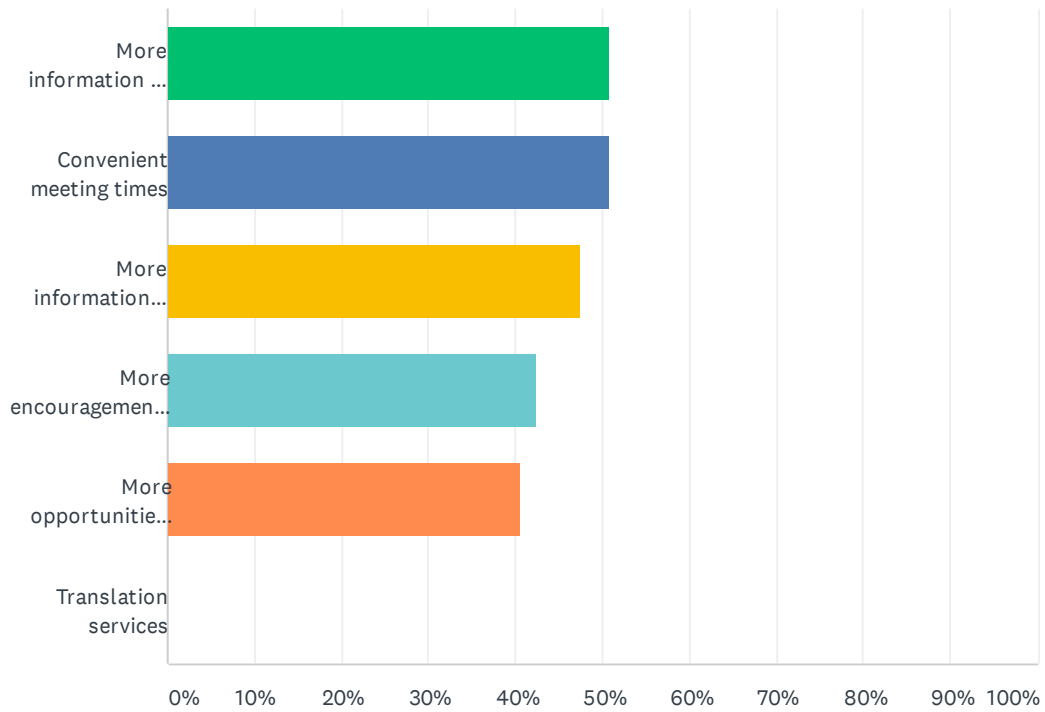
Answered: 64 Skipped: 14



ANSWER CHOICES	RESPONSES	
Yes	54.69%	35
No	43.75%	28
TOTAL		64

Q19 How could your school assist you in playing a more active role in school decision-making?

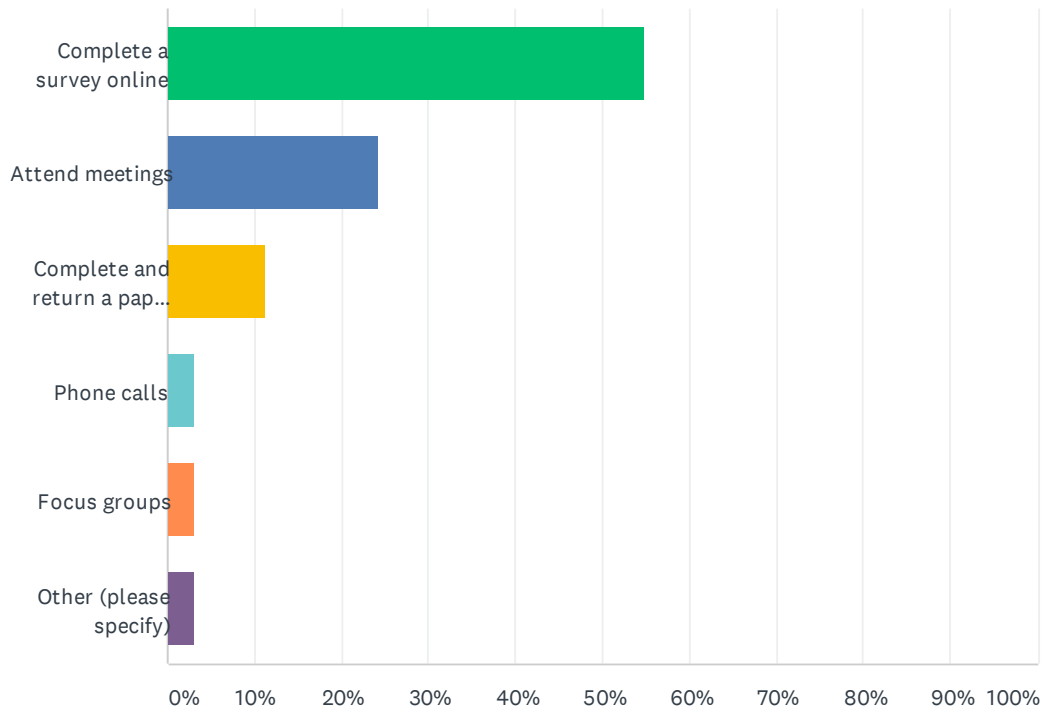
Answered: 59 Skipped: 19



ANSWER CHOICES	RESPONSES	
More information on how to become engaged	50.85%	30
Convenient meeting times	50.85%	30
More information about school issues to be addressed	47.46%	28
More encouragement from the school to become engaged	42.37%	25
More opportunities to share my opinion about school issues	40.68%	24
Translation services	0.00%	0
Total Respondents: 59		

Q20 What is the best way for you to provide input regarding your child's school?

Answered: 62 Skipped: 16



ANSWER CHOICES	RESPONSES	
Complete a survey online	54.84%	34
Attend meetings	24.19%	15
Complete and return a paper survey	11.29%	7
Phone calls	3.23%	2
Focus groups	3.23%	2
Other (please specify)	3.23%	2
TOTAL		62

Q21 What do you feel is working well at your child's school? (This is your chance to brag about your school and share what you like about it!)

Answered: 37 Skipped: 41

Q22 What do you feel is not working, difficult, and/or needs improvement at your child's school? (This is your chance to tell us what you would like to see changed.)

Answered: 41 Skipped: 37