

Q1 What school does your child attend?

Answered: 86 Skipped: 0



Brevard Public Schools Elementary Parent Survey 2019-2020

Elementary
Croton
Elementary
DeLaura Middle
Discovery
Elementary
Eau Gallie High
Edgewood
Jr./Sr. High
Endeavour
Elementary
Eau Gallie
High School ...
Enterprise
Elementary
Fairglen
Elementary
Freedom 7
Elementary
Gemini
Elementary
Golfview
Elementary
Harbor City
Elementary
Heritage High
Holland
Elementary
Hoover Middle
Imperial
Estates...
Indialantic
Elementary
Jackson Middle
Jefferson
Middle

Brevard Public Schools Elementary Parent Survey 2019-2020

Johnson Middle										
Jupiter Elementary										
Kennedy Middle										
Lockmar Elementary										
Longleaf Elementary										
Madison Middle										
Manatee Elementary										
McAuliffe Elementary										
McNair Magnet Middle										
Meadowlane Intermediate...										
Meadowlane Primary...										
Merritt Island High School ...										
Melbourne High										
Merritt Island High										
MILA Elementary										
Mims Elementary										
Pathways at Gardendale...										
Oak Park Elementary										
Ocean Breeze Elementary										
Palm Bay Elementary										
Palm Bay High School VPK...										

Brevard Public Schools Elementary Parent Survey 2019-2020

Palm Bay Magnet High										
Pinewood Elementary										
Port Malabar Elementary										
Quest Elementary...										
Riviera Elementary										
Rockledge High										
Roosevelt Elementary										
Sabal Elementary										
Satellite High School VPK...										
Satellite High										
Saturn Elementary										
Sea Park Elementary										
Sherwood Elementary										
Pathways at Pine Grove...										
South Area Head Start										
South Lake Elementary										
Southwest Middle										
Space Coast Jr./Sr. High										
Stevenson Elementary										
Stone Middle										
Sunrise Elementary										

Brevard Public Schools Elementary Parent Survey 2019-2020



Brevard Public Schools Elementary Parent Survey 2019-2020

ANSWER CHOICES	RESPONSES	
Columbia Elementary	100.00%	86
Riverview School	0.00%	0
Allen, Roy Elementary	0.00%	0
Andersen Elementary	0.00%	0
Apollo Elementary	0.00%	0
Astronaut High	0.00%	0
Atlantis Elementary	0.00%	0
Audubon Elementary	0.00%	0
Bayside High	0.00%	0
Brevard Virtual Instruction Program (BVIP)	0.00%	0
Cambridge Elementary Magnet	0.00%	0
Cape View Elementary	0.00%	0
Carroll, Lewis Elementary	0.00%	0
Central Middle	0.00%	0
Challenger 7 Elementary	0.00%	0
Cocoa Beach Jr./Sr. High	0.00%	0
Cocoa High	0.00%	0
Coquina Elementary	0.00%	0
Dr W. J. Creel Elementary	0.00%	0
Croton Elementary	0.00%	0
DeLaura Middle	0.00%	0
Discovery Elementary	0.00%	0
Eau Gallie High	0.00%	0
Edgewood Jr./Sr. High	0.00%	0
Endeavour Elementary	0.00%	0
Eau Gallie High School VPK program	0.00%	0
Enterprise Elementary	0.00%	0
Fairglen Elementary	0.00%	0
Freedom 7 Elementary	0.00%	0
Gemini Elementary	0.00%	0
Golfview Elementary	0.00%	0
Harbor City Elementary	0.00%	0

Brevard Public Schools Elementary Parent Survey 2019-2020

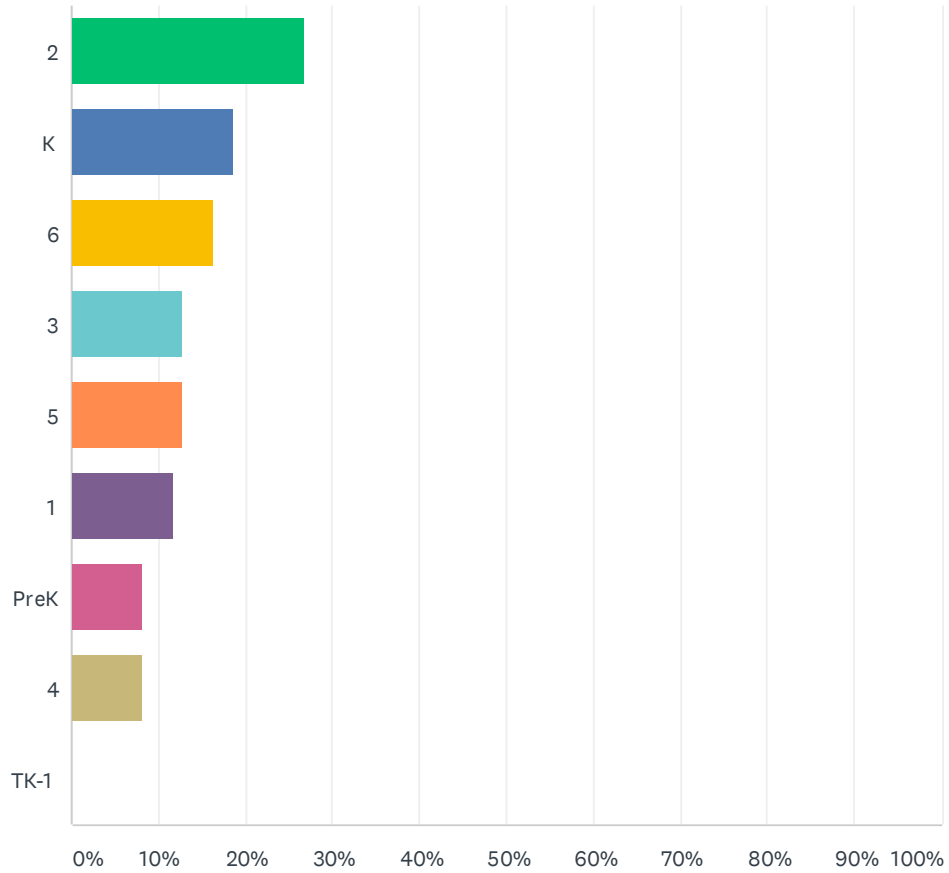
Heritage High	0.00%	0
Holland Elementary	0.00%	0
Hoover Middle	0.00%	0
Imperial Estates Elementary	0.00%	0
Indialantic Elementary	0.00%	0
Jackson Middle	0.00%	0
Jefferson Middle	0.00%	0
Johnson Middle	0.00%	0
Jupiter Elementary	0.00%	0
Kennedy Middle	0.00%	0
Lockmar Elementary	0.00%	0
Longleaf Elementary	0.00%	0
Madison Middle	0.00%	0
Manatee Elementary	0.00%	0
McAuliffe Elementary	0.00%	0
McNair Magnet Middle	0.00%	0
Meadowlane Intermediate Elementary	0.00%	0
Meadowlane Primary Elementary	0.00%	0
Merritt Island High School VPK program	0.00%	0
Melbourne High	0.00%	0
Merritt Island High	0.00%	0
MILA Elementary	0.00%	0
Mims Elementary	0.00%	0
Pathways at Gardendale (North/Central Area Alternative Center)	0.00%	0
Oak Park Elementary	0.00%	0
Ocean Breeze Elementary	0.00%	0
Palm Bay Elementary	0.00%	0
Palm Bay High School VPK program	0.00%	0
Palm Bay Magnet High	0.00%	0
Pinewood Elementary	0.00%	0
Port Malabar Elementary	0.00%	0
Quest Elementary School	0.00%	0
Riviera Elementary	0.00%	0
Rockledge High	0.00%	0

Brevard Public Schools Elementary Parent Survey 2019-2020

Roosevelt Elementary	0.00%	0
Sabal Elementary	0.00%	0
Satellite High School VPK program	0.00%	0
Satellite High	0.00%	0
Saturn Elementary	0.00%	0
Sea Park Elementary	0.00%	0
Sherwood Elementary	0.00%	0
Pathways at Pine Grove (South Area Alternative Center)	0.00%	0
South Area Head Start	0.00%	0
South Lake Elementary	0.00%	0
Southwest Middle	0.00%	0
Space Coast Jr./Sr. High	0.00%	0
Stevenson Elementary	0.00%	0
Stone Middle	0.00%	0
Sunrise Elementary	0.00%	0
Suntree Elementary	0.00%	0
Surfside Elementary	0.00%	0
Titusville High	0.00%	0
Tropical Elementary	0.00%	0
Turner Elementary	0.00%	0
University Park Elementary	0.00%	0
Viera High School VPK program	0.00%	0
Viera High	0.00%	0
West Melbourne Elementary School for Science	0.00%	0
West Shore Jr./Sr. High	0.00%	0
Westside Elementary	0.00%	0
Williams Elementary	0.00%	0
TOTAL		86

Q2 What is your child's current grade level?

Answered: 86 Skipped: 0

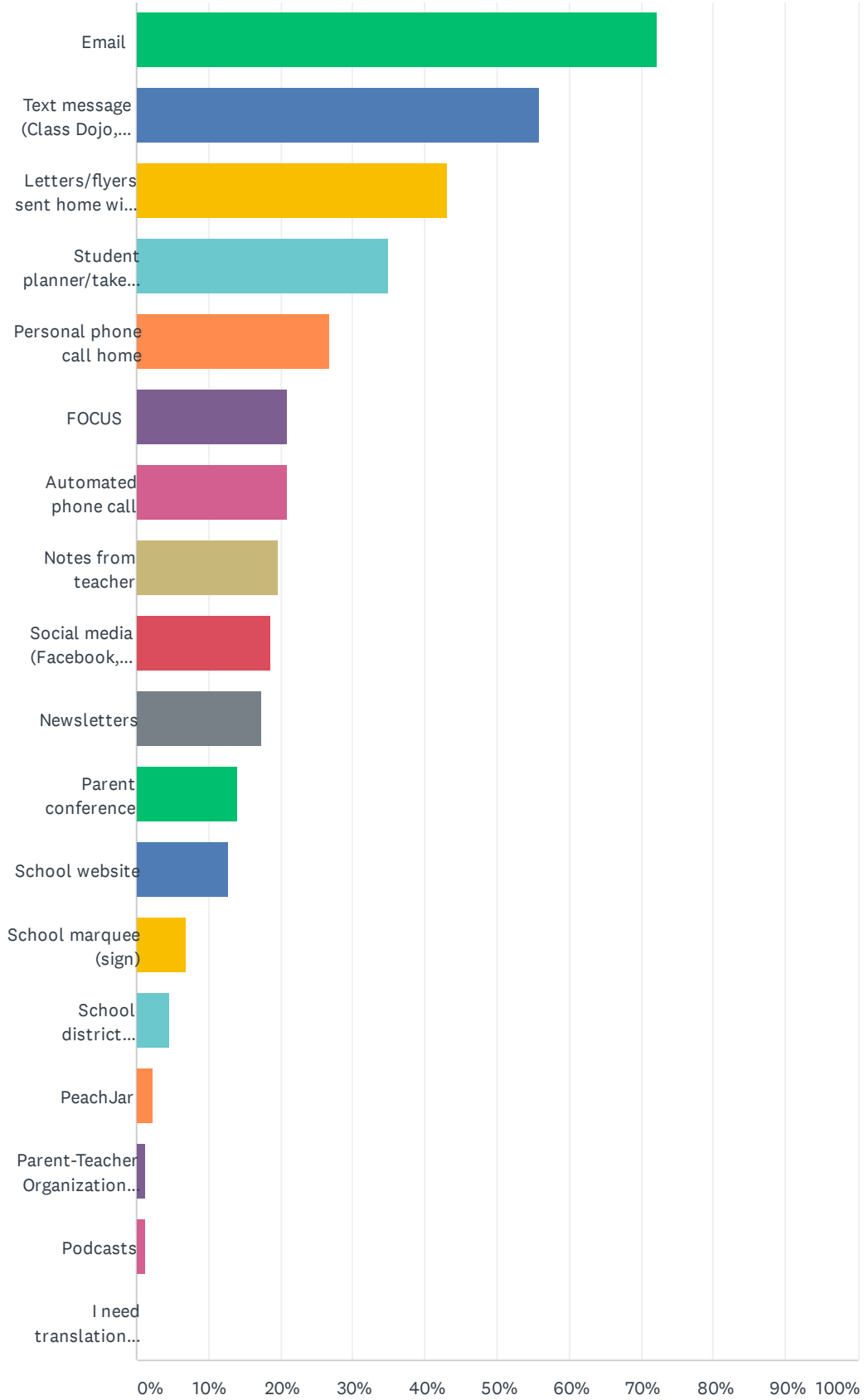


ANSWER CHOICES	RESPONSES	
2	26.74%	23
K	18.60%	16
6	16.28%	14
3	12.79%	11
5	12.79%	11
1	11.63%	10
PreK	8.14%	7
4	8.14%	7
TK-1	0.00%	0
Total Respondents: 86		

Q3 What is the best way for us to get important information regarding school events and/or your child's progress from the school? (check all that apply)

Answered: 86 Skipped: 0

Brevard Public Schools Elementary Parent Survey 2019-2020

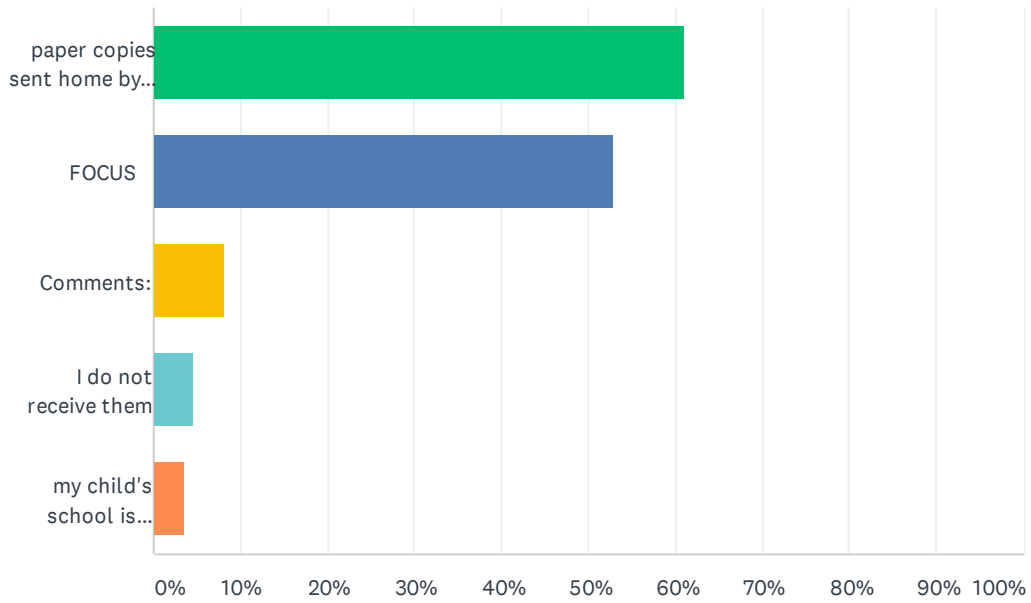


Brevard Public Schools Elementary Parent Survey 2019-2020

ANSWER CHOICES	RESPONSES	
Email	72.09%	62
Text message (Class Dojo, Remind)	55.81%	48
Letters/flyers sent home with students	43.02%	37
Student planner/take-home folder	34.88%	30
Personal phone call home	26.74%	23
FOCUS	20.93%	18
Automated phone call	20.93%	18
Notes from teacher	19.77%	17
Social media (Facebook, Twitter)	18.60%	16
Newsletters	17.44%	15
Parent conference	13.95%	12
School website	12.79%	11
School marquee (sign)	6.98%	6
School district website	4.65%	4
PeachJar	2.33%	2
Parent-Teacher Organization (PTO/PTA)	1.16%	1
Podcasts	1.16%	1
I need translation assistance	0.00%	0
Total Respondents: 86		

Q4 How do you receive interim reports and report cards?

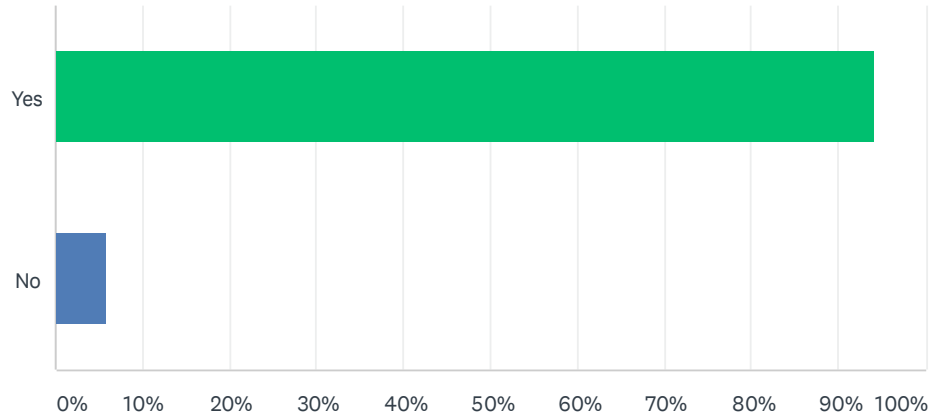
Answered: 85 Skipped: 1



ANSWER CHOICES	RESPONSES	
paper copies sent home by the school	61.18%	52
FOCUS	52.94%	45
Comments:	8.24%	7
I do not receive them	4.71%	4
my child's school is paperless	3.53%	3
Total Respondents: 85		

Q5 Do you feel welcome at your child's school?

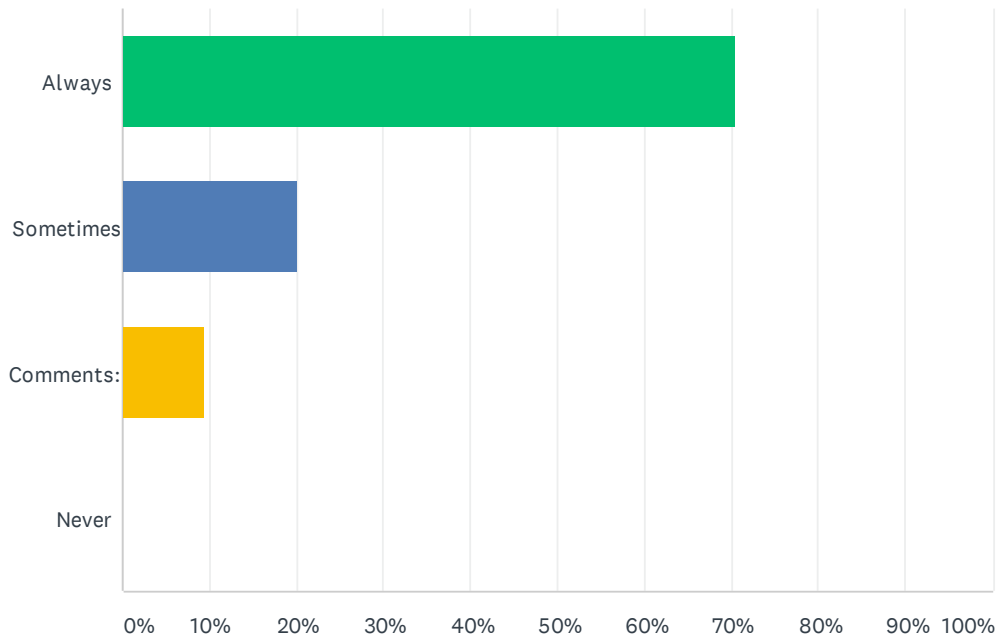
Answered: 85 Skipped: 1



ANSWER CHOICES	RESPONSES	
Yes	94.12%	80
No	5.88%	5
TOTAL		85

Q6 The office staff at my school is polite and is helpful in answering my questions or concerns.

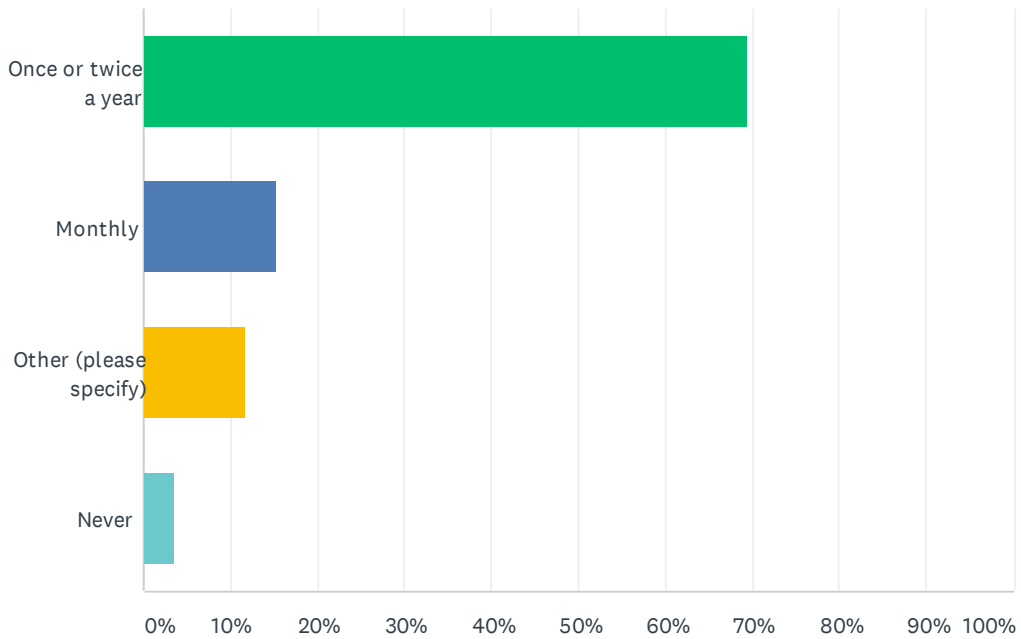
Answered: 85 Skipped: 1



ANSWER CHOICES	RESPONSES	
Always	70.59%	60
Sometimes	20.00%	17
Comments:	9.41%	8
Never	0.00%	0
TOTAL		85

Q7 In the past year, how often did you attend a parent meeting or event at your child's school that supported your child's academic success?

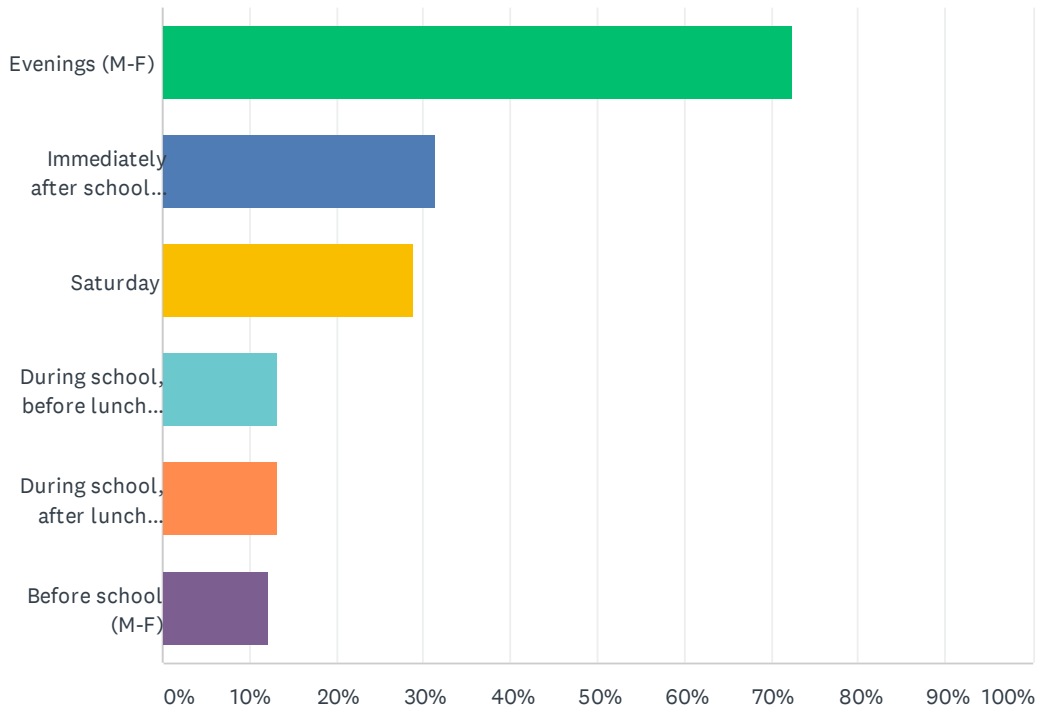
Answered: 85 Skipped: 1



ANSWER CHOICES	RESPONSES	
Once or twice a year	69.41%	59
Monthly	15.29%	13
Other (please specify)	11.76%	10
Never	3.53%	3
TOTAL		85

Q8 When is the best time for you to attend a school event for families?

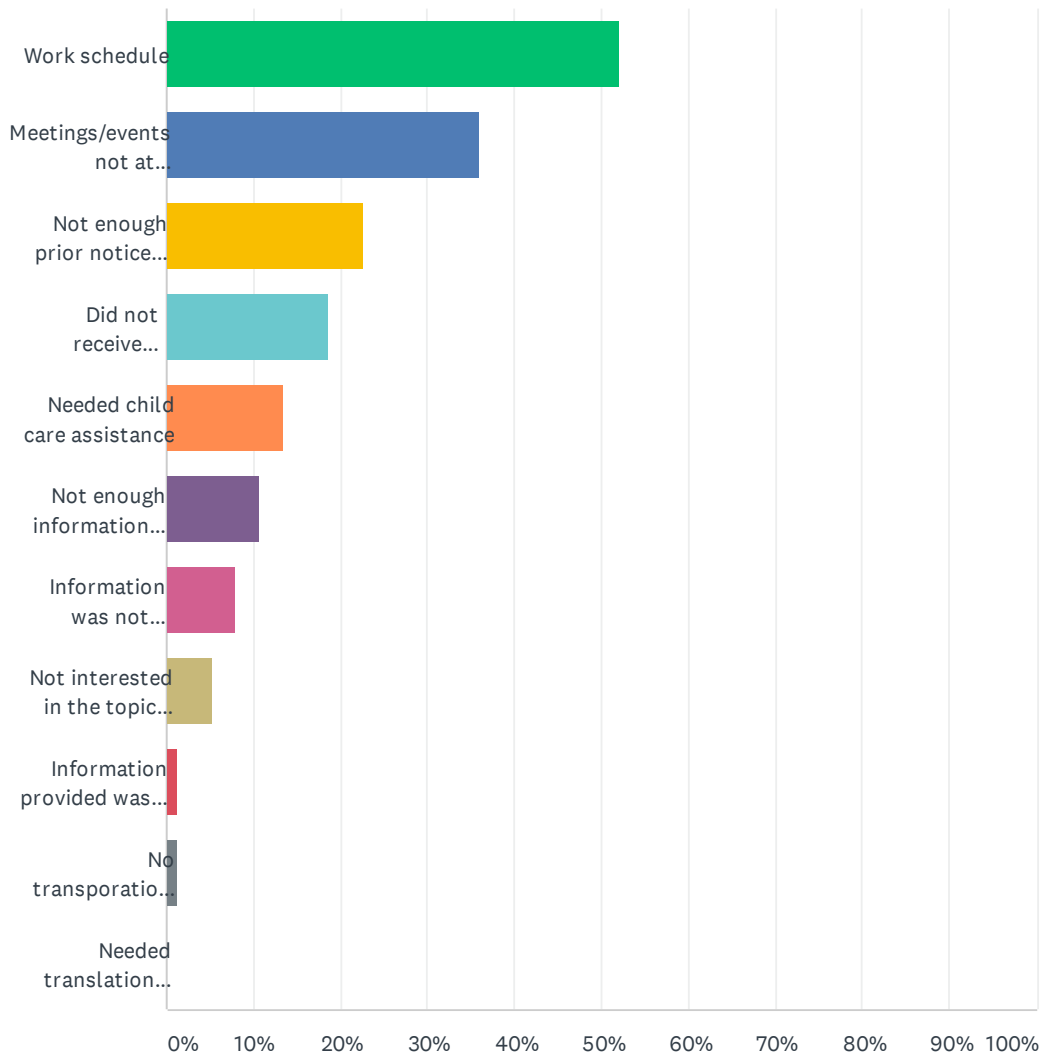
Answered: 83 Skipped: 3



ANSWER CHOICES	RESPONSES	
Evenings (M-F)	72.29%	60
Immediately after school (M-F)	31.33%	26
Saturday	28.92%	24
During school, before lunch (M-F)	13.25%	11
During school, after lunch (M-F)	13.25%	11
Before school (M-F)	12.05%	10
Total Respondents: 83		

Q9 If you were unable to attend informational meetings or academic events, please share why. (Check all that apply)

Answered: 75 Skipped: 11

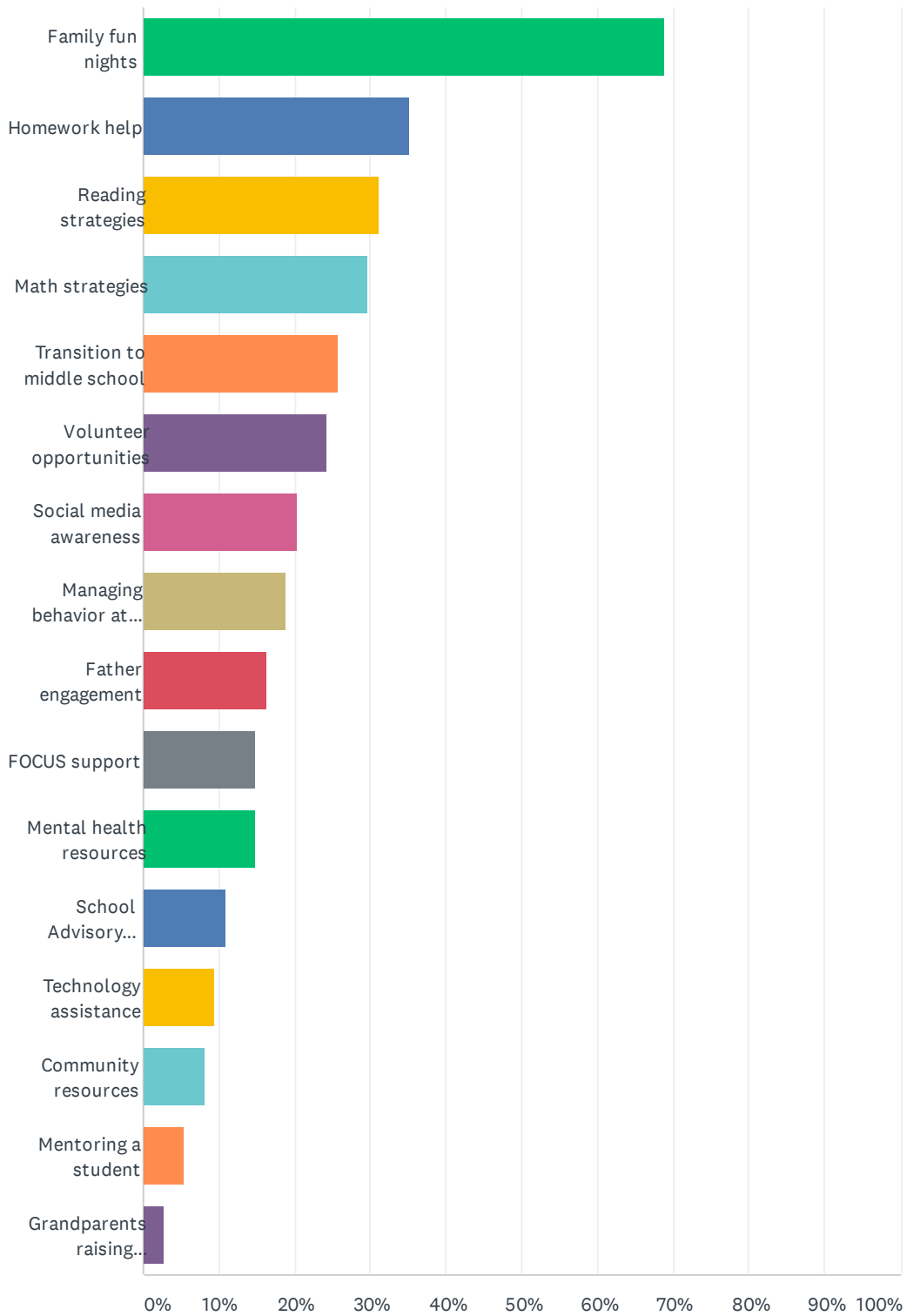


Brevard Public Schools Elementary Parent Survey 2019-2020

ANSWER CHOICES	RESPONSES	
Work schedule	52.00%	39
Meetings/events not at convenient times	36.00%	27
Not enough prior notice provided	22.67%	17
Did not receive information about meetings/events	18.67%	14
Needed child care assistance	13.33%	10
Not enough information provided	10.67%	8
Information was not relevant to me/my child	8.00%	6
Not interested in the topics presented	5.33%	4
Information provided was difficult to understand	1.33%	1
No transportation to get to meetings/events	1.33%	1
Needed translation services	0.00%	0
Total Respondents: 75		

Q10 Which of the following informational meetings and activities would you participate in or attend?

Answered: 74 Skipped: 12



Brevard Public Schools Elementary Parent Survey 2019-2020

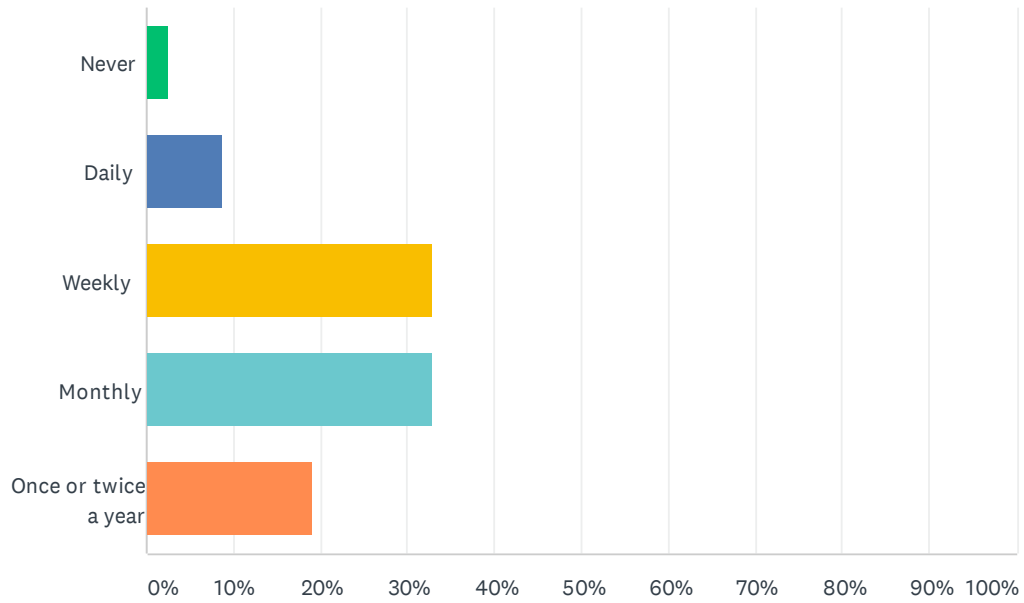
ANSWER CHOICES	RESPONSES	
Family fun nights	68.92%	51
Homework help	35.14%	26
Reading strategies	31.08%	23
Math strategies	29.73%	22
Transition to middle school	25.68%	19
Volunteer opportunities	24.32%	18
Social media awareness	20.27%	15
Managing behavior at home	18.92%	14
Father engagement	16.22%	12
FOCUS support	14.86%	11
Mental health resources	14.86%	11
School Advisory Council (SAC) or Parent-Teacher Organization (PTO/PTA)	10.81%	8
Technology assistance	9.46%	7
Community resources	8.11%	6
Mentoring a student	5.41%	4
Grandparents raising grandchildren	2.70%	2
Total Respondents: 74		

Q11 In what ways can family engagement be strengthened at your child's school?

Answered: 35 Skipped: 51

Q12 How often do you communicate with your child's teachers?

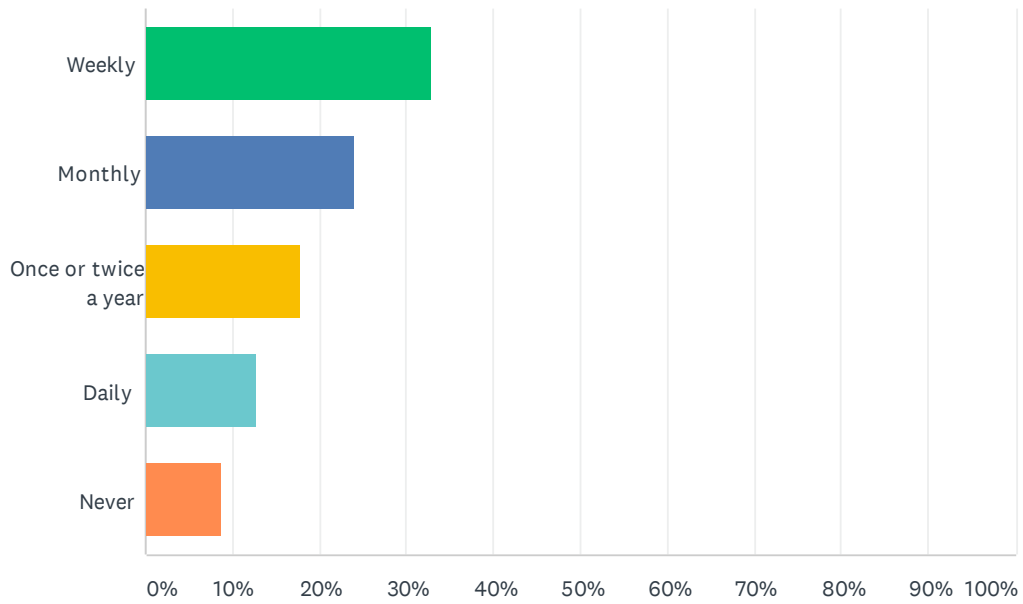
Answered: 79 Skipped: 7



ANSWER CHOICES	RESPONSES	
Never	2.53%	2
Daily	8.86%	7
Weekly	32.91%	26
Monthly	32.91%	26
Once or twice a year	18.99%	15
TOTAL		79

Q13 How often does your child's teacher communicate with you about your child's progress?

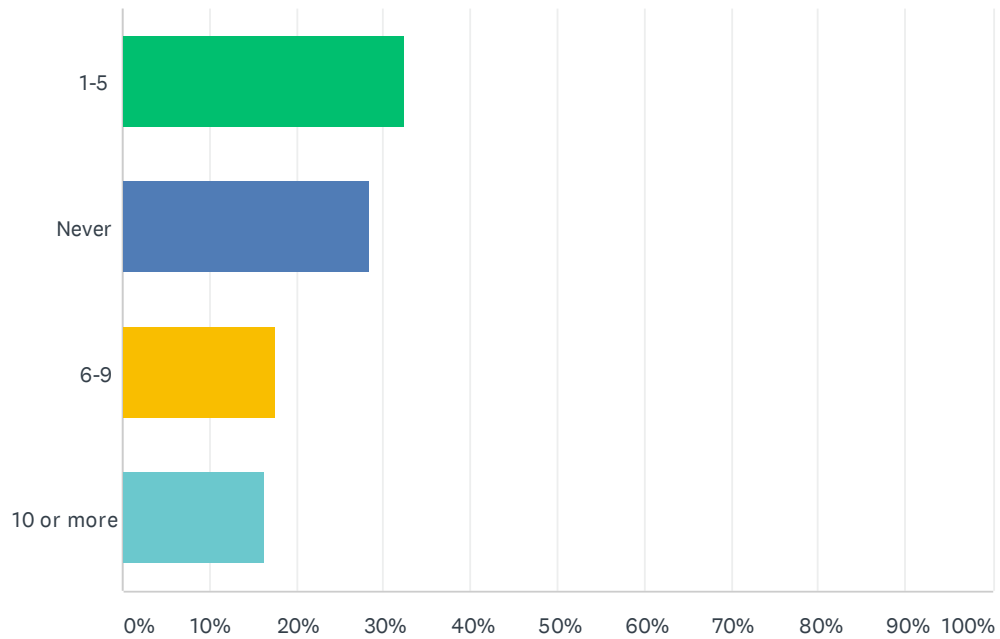
Answered: 79 Skipped: 7



ANSWER CHOICES	RESPONSES	
Weekly	32.91%	26
Monthly	24.05%	19
Once or twice a year	17.72%	14
Daily	12.66%	10
Never	8.86%	7
TOTAL		79

Q14 How many times per month do you access your child's grades and attendance information through FOCUS?

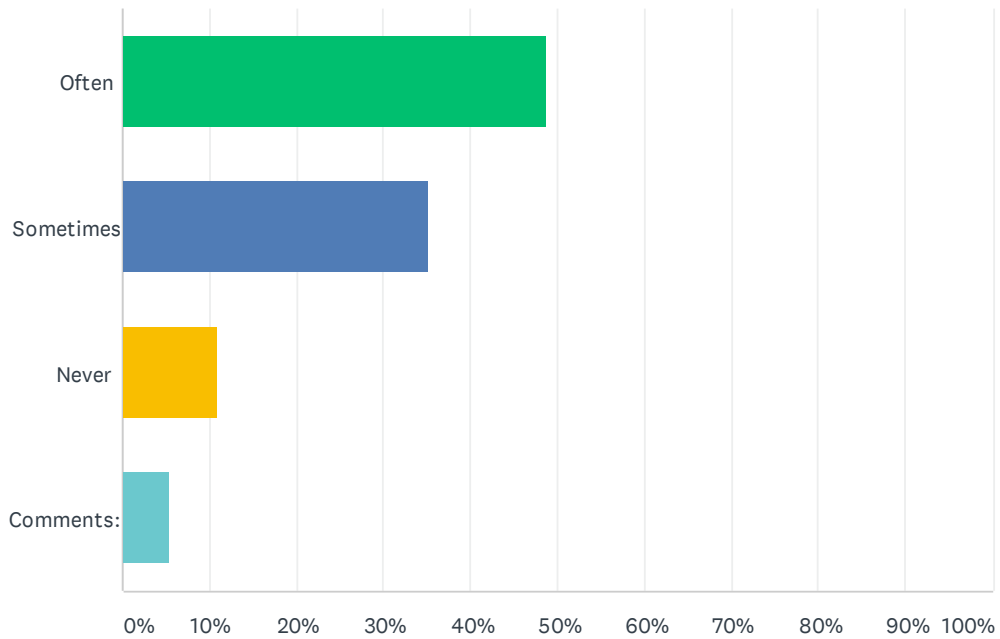
Answered: 74 Skipped: 12



ANSWER CHOICES	RESPONSES	
1-5	32.43%	24
Never	28.38%	21
6-9	17.57%	13
10 or more	16.22%	12
TOTAL		74

Q15 How often does your child's school or teachers provide you with information about ways you can help your child's learning at home?

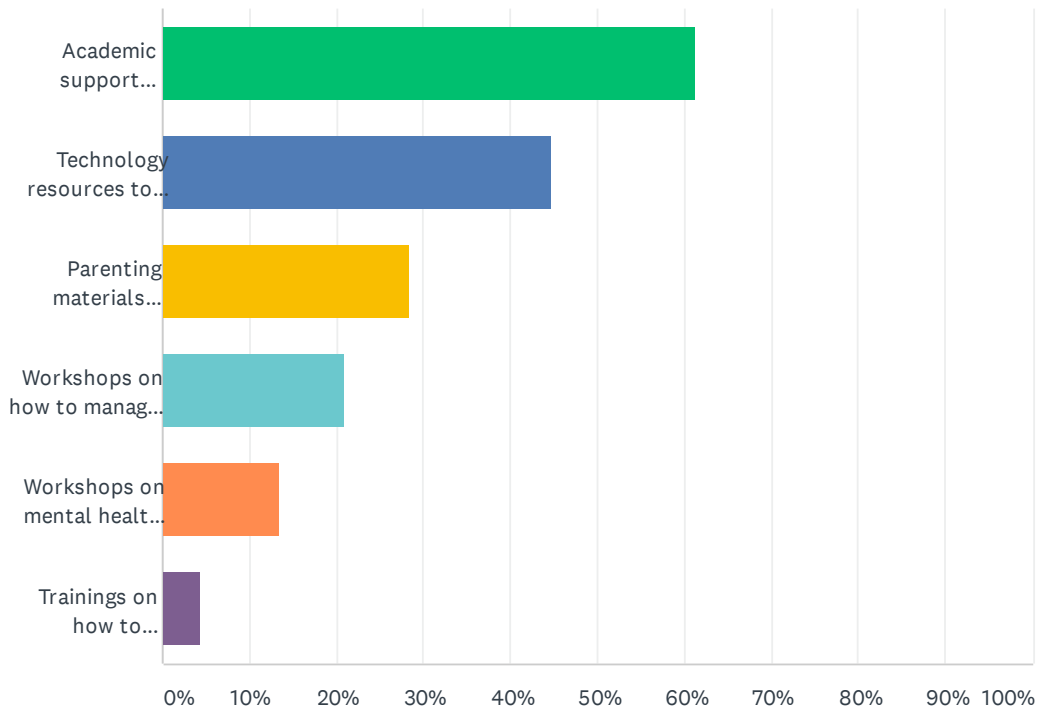
Answered: 74 Skipped: 12



ANSWER CHOICES	RESPONSES	
Often	48.65%	36
Sometimes	35.14%	26
Never	10.81%	8
Comments:	5.41%	4
TOTAL		74

Q16 What types of family engagement resources would you use if they were provided at your school?

Answered: 67 Skipped: 19



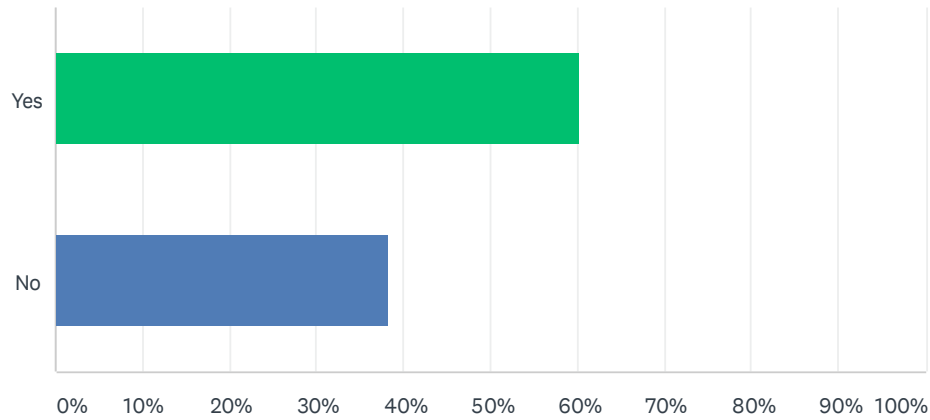
ANSWER CHOICES	RESPONSES	
Academic support materials for families to use at home	61.19%	41
Technology resources to support learning at home	44.78%	30
Parenting materials (articles and books for check out)	28.36%	19
Workshops on how to manage behaviors at home	20.90%	14
Workshops on mental health resources	13.43%	9
Trainings on how to participate in school decision-making committees	4.48%	3
Total Respondents: 67		

Q17 What can Brevard Public Schools do to ensure your child is successful in elementary school?

Answered: 34 Skipped: 52

Q18 Have you been given opportunities to provide input and feedback into school decisions (school improvement, Title I services, event planning, discipline)?

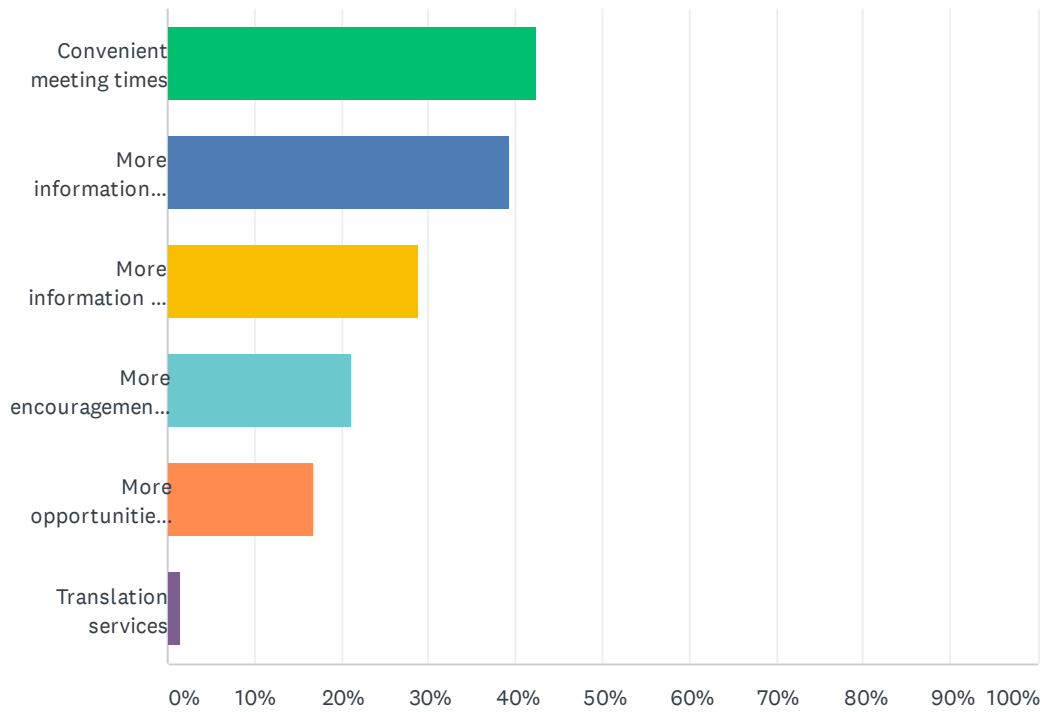
Answered: 73 Skipped: 13



ANSWER CHOICES	RESPONSES	
Yes	60.27%	44
No	38.36%	28
TOTAL		73

Q19 How could your school assist you in playing a more active role in school decision-making?

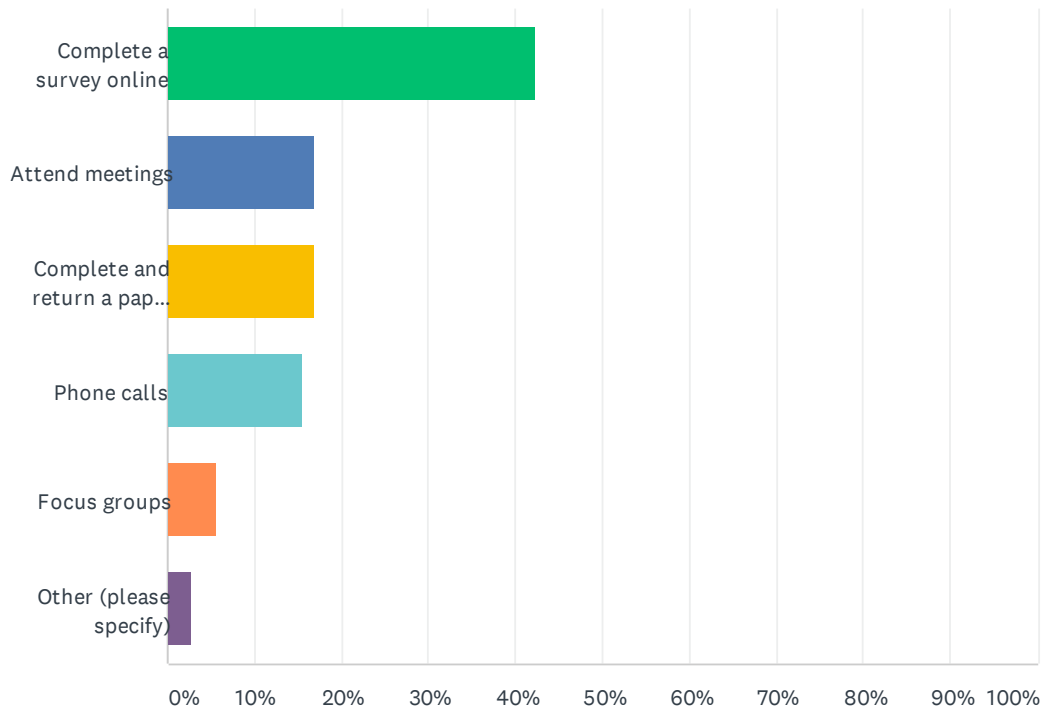
Answered: 66 Skipped: 20



ANSWER CHOICES	RESPONSES	
Convenient meeting times	42.42%	28
More information about school issues to be addressed	39.39%	26
More information on how to become engaged	28.79%	19
More encouragement from the school to become engaged	21.21%	14
More opportunities to share my opinion about school issues	16.67%	11
Translation services	1.52%	1
Total Respondents: 66		

Q20 What is the best way for you to provide input regarding your child's school?

Answered: 71 Skipped: 15



ANSWER CHOICES	RESPONSES	
Complete a survey online	42.25%	30
Attend meetings	16.90%	12
Complete and return a paper survey	16.90%	12
Phone calls	15.49%	11
Focus groups	5.63%	4
Other (please specify)	2.82%	2
TOTAL		71

Q21 What do you feel is working well at your child's school? (This is your chance to brag about your school and share what you like about it!)

Answered: 40 Skipped: 46

Q22 What do you feel is not working, difficult, and/or needs improvement at your child's school? (This is your chance to tell us what you would like to see changed.)

Answered: 35 Skipped: 51