

Q1 What school does your child attend?

Answered: 65 Skipped: 0



Brevard Public Schools Elementary Parent Survey 2019-2020

Elementary
Croton
Elementary
DeLaura Middle
Discovery
Elementary
Eau Gallie High
Edgewood
Jr./Sr. High
Endeavour
Elementary
Eau Gallie
High School ...
Enterprise
Elementary
Fairglen
Elementary
Freedom 7
Elementary
Gemini
Elementary
Golfview
Elementary
Harbor City
Elementary
Heritage High
Holland
Elementary
Hoover Middle
Imperial
Estates...
Indialantic
Elementary
Jackson Middle
Jefferson
Middle


Brevard Public Schools Elementary Parent Survey 2019-2020

Johnson Middle
Jupiter
Elementary
Kennedy Middle
Lockmar
Elementary
Longleaf
Elementary
Madison Middle
Manatee
Elementary
McAuliffe
Elementary
McNair Magnet
Middle
Meadowlane
Intermediate...
Meadowlane
Primary...
Merritt Island
High School ...
Melbourne High
Merritt Island
High
MILA Elementary
Mims Elementary
Pathways at
Gardendale...
Oak Park
Elementary
Ocean Breeze
Elementary
Palm Bay
Elementary
Palm Bay High
School VPK...

Brevard Public Schools Elementary Parent Survey 2019-2020

Palm Bay Magnet High										
Pinewood Elementary										
Port Malabar Elementary										
Quest Elementary...										
Riviera Elementary										
Rockledge High										
Roosevelt Elementary										
Sabal Elementary										
Satellite High School VPK...										
Satellite High										
Saturn Elementary										
Sea Park Elementary										
Sherwood Elementary										
Pathways at Pine Grove...										
South Area Head Start										
South Lake Elementary										
Southwest Middle										
Space Coast Jr./Sr. High										
Stevenson Elementary										
Stone Middle										
Sunrise Elementary										

Brevard Public Schools Elementary Parent Survey 2019-2020



Brevard Public Schools Elementary Parent Survey 2019-2020

ANSWER CHOICES	RESPONSES	
Coquina Elementary	100.00%	65
Riverview School	0.00%	0
Allen, Roy Elementary	0.00%	0
Andersen Elementary	0.00%	0
Apollo Elementary	0.00%	0
Astronaut High	0.00%	0
Atlantis Elementary	0.00%	0
Audubon Elementary	0.00%	0
Bayside High	0.00%	0
Brevard Virtual Instruction Program (BVIP)	0.00%	0
Cambridge Elementary Magnet	0.00%	0
Cape View Elementary	0.00%	0
Carroll, Lewis Elementary	0.00%	0
Central Middle	0.00%	0
Challenger 7 Elementary	0.00%	0
Cocoa Beach Jr./Sr. High	0.00%	0
Cocoa High	0.00%	0
Columbia Elementary	0.00%	0
Dr W. J. Creel Elementary	0.00%	0
Croton Elementary	0.00%	0
DeLaura Middle	0.00%	0
Discovery Elementary	0.00%	0
Eau Gallie High	0.00%	0
Edgewood Jr./Sr. High	0.00%	0
Endeavour Elementary	0.00%	0
Eau Gallie High School VPK program	0.00%	0
Enterprise Elementary	0.00%	0
Fairglen Elementary	0.00%	0
Freedom 7 Elementary	0.00%	0
Gemini Elementary	0.00%	0
Golfview Elementary	0.00%	0
Harbor City Elementary	0.00%	0

Brevard Public Schools Elementary Parent Survey 2019-2020

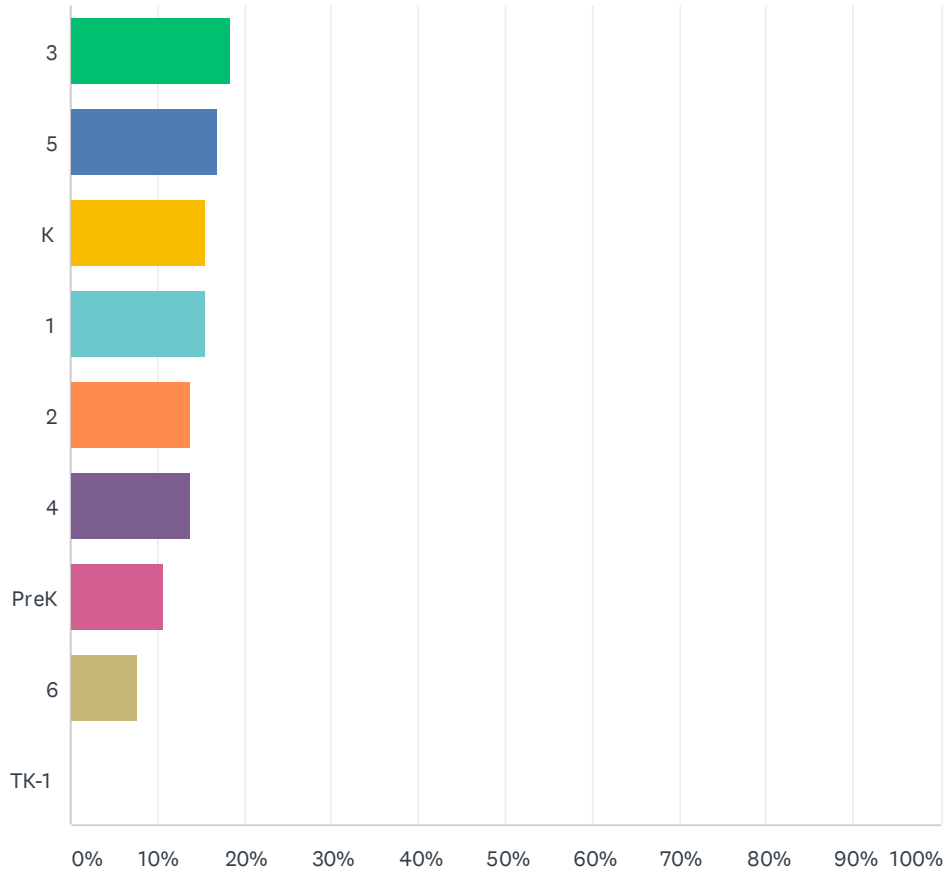
Heritage High	0.00%	0
Holland Elementary	0.00%	0
Hoover Middle	0.00%	0
Imperial Estates Elementary	0.00%	0
Indialantic Elementary	0.00%	0
Jackson Middle	0.00%	0
Jefferson Middle	0.00%	0
Johnson Middle	0.00%	0
Jupiter Elementary	0.00%	0
Kennedy Middle	0.00%	0
Lockmar Elementary	0.00%	0
Longleaf Elementary	0.00%	0
Madison Middle	0.00%	0
Manatee Elementary	0.00%	0
McAuliffe Elementary	0.00%	0
McNair Magnet Middle	0.00%	0
Meadowlane Intermediate Elementary	0.00%	0
Meadowlane Primary Elementary	0.00%	0
Merritt Island High School VPK program	0.00%	0
Melbourne High	0.00%	0
Merritt Island High	0.00%	0
MILA Elementary	0.00%	0
Mims Elementary	0.00%	0
Pathways at Gardendale (North/Central Area Alternative Center)	0.00%	0
Oak Park Elementary	0.00%	0
Ocean Breeze Elementary	0.00%	0
Palm Bay Elementary	0.00%	0
Palm Bay High School VPK program	0.00%	0
Palm Bay Magnet High	0.00%	0
Pinewood Elementary	0.00%	0
Port Malabar Elementary	0.00%	0
Quest Elementary School	0.00%	0
Riviera Elementary	0.00%	0
Rockledge High	0.00%	0

Brevard Public Schools Elementary Parent Survey 2019-2020

Roosevelt Elementary	0.00%	0
Sabal Elementary	0.00%	0
Satellite High School VPK program	0.00%	0
Satellite High	0.00%	0
Saturn Elementary	0.00%	0
Sea Park Elementary	0.00%	0
Sherwood Elementary	0.00%	0
Pathways at Pine Grove (South Area Alternative Center)	0.00%	0
South Area Head Start	0.00%	0
South Lake Elementary	0.00%	0
Southwest Middle	0.00%	0
Space Coast Jr./Sr. High	0.00%	0
Stevenson Elementary	0.00%	0
Stone Middle	0.00%	0
Sunrise Elementary	0.00%	0
Suntree Elementary	0.00%	0
Surfside Elementary	0.00%	0
Titusville High	0.00%	0
Tropical Elementary	0.00%	0
Turner Elementary	0.00%	0
University Park Elementary	0.00%	0
Viera High School VPK program	0.00%	0
Viera High	0.00%	0
West Melbourne Elementary School for Science	0.00%	0
West Shore Jr./Sr. High	0.00%	0
Westside Elementary	0.00%	0
Williams Elementary	0.00%	0
TOTAL		65

Q2 What is your child's current grade level?

Answered: 65 Skipped: 0

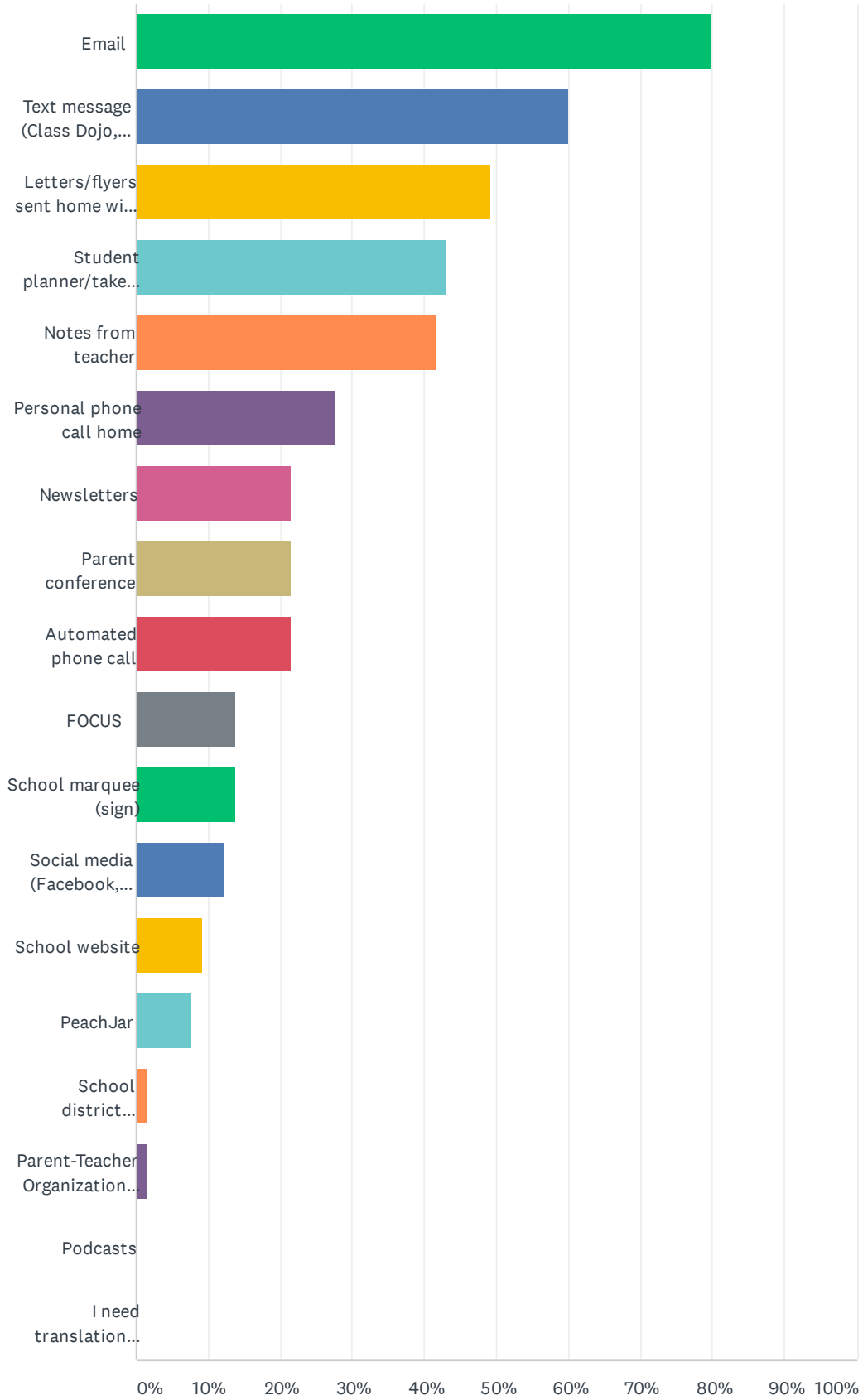


ANSWER CHOICES	RESPONSES	
3	18.46%	12
5	16.92%	11
K	15.38%	10
1	15.38%	10
2	13.85%	9
4	13.85%	9
PreK	10.77%	7
6	7.69%	5
TK-1	0.00%	0
Total Respondents: 65		

Q3 What is the best way for us to get important information regarding school events and/or your child's progress from the school? (check all that apply)

Answered: 65 Skipped: 0

Brevard Public Schools Elementary Parent Survey 2019-2020

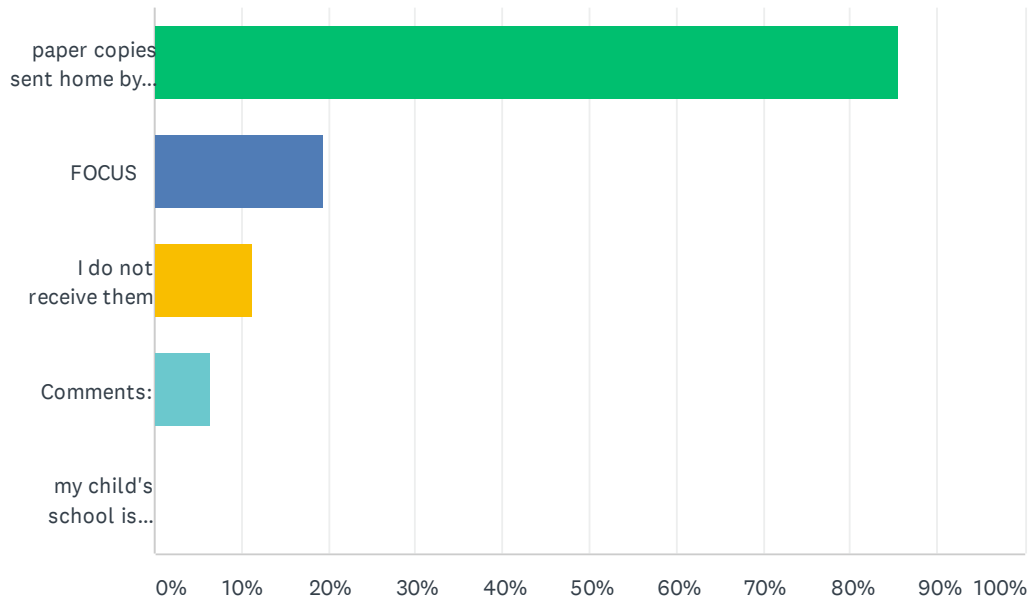


Brevard Public Schools Elementary Parent Survey 2019-2020

ANSWER CHOICES	RESPONSES	
Email	80.00%	52
Text message (Class Dojo, Remind)	60.00%	39
Letters/flyers sent home with students	49.23%	32
Student planner/take-home folder	43.08%	28
Notes from teacher	41.54%	27
Personal phone call home	27.69%	18
Newsletters	21.54%	14
Parent conference	21.54%	14
Automated phone call	21.54%	14
FOCUS	13.85%	9
School marquee (sign)	13.85%	9
Social media (Facebook, Twitter)	12.31%	8
School website	9.23%	6
PeachJar	7.69%	5
School district website	1.54%	1
Parent-Teacher Organization (PTO/PTA)	1.54%	1
Podcasts	0.00%	0
I need translation assistance	0.00%	0
Total Respondents: 65		

Q4 How do you receive interim reports and report cards?

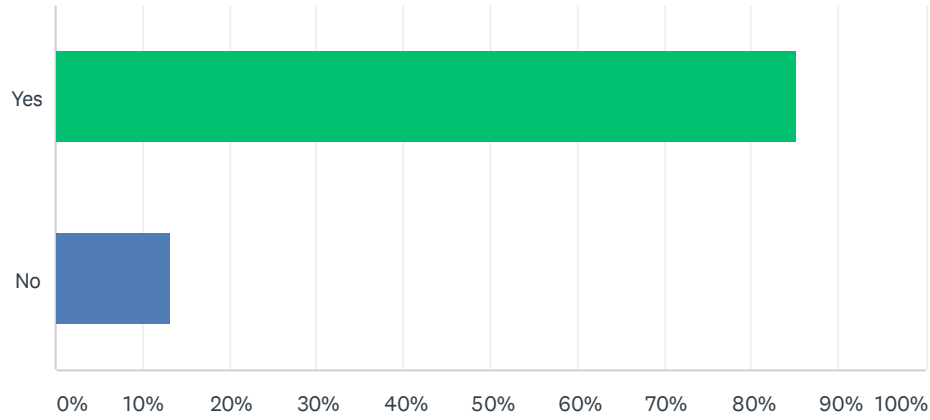
Answered: 62 Skipped: 3



ANSWER CHOICES	RESPONSES	
paper copies sent home by the school	85.48%	53
FOCUS	19.35%	12
I do not receive them	11.29%	7
Comments:	6.45%	4
my child's school is paperless	0.00%	0
Total Respondents: 62		

Q5 Do you feel welcome at your child's school?

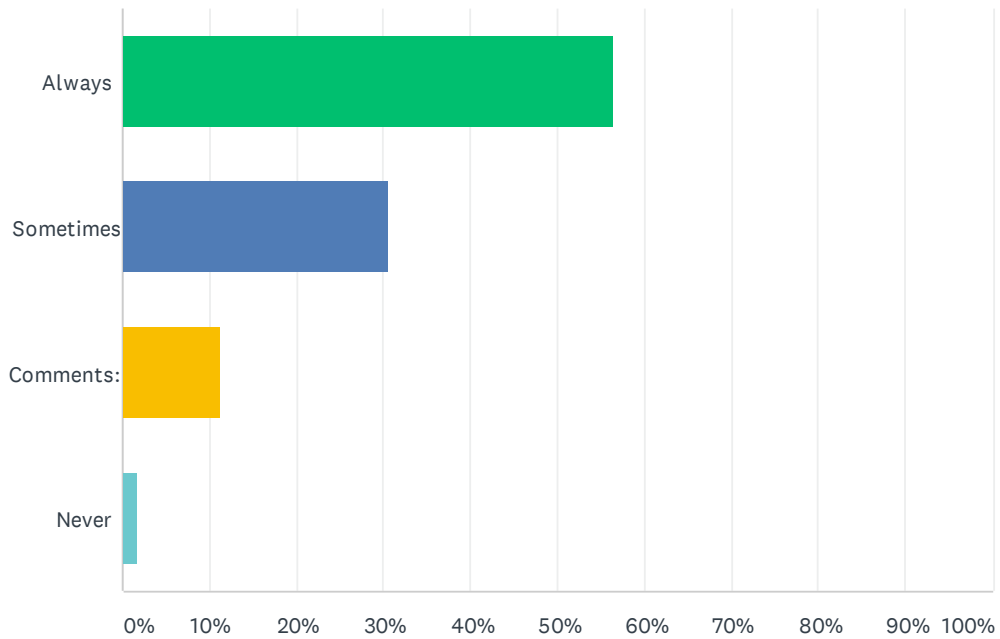
Answered: 61 Skipped: 4



ANSWER CHOICES	RESPONSES	
Yes	85.25%	52
No	13.11%	8
TOTAL		61

Q6 The office staff at my school is polite and is helpful in answering my questions or concerns.

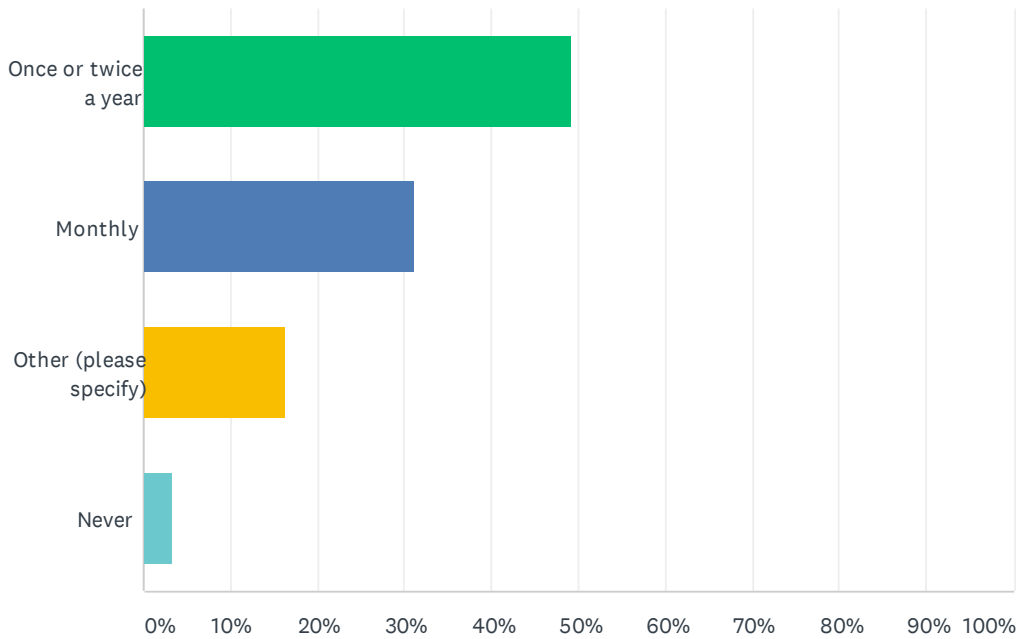
Answered: 62 Skipped: 3



ANSWER CHOICES	RESPONSES	
Always	56.45%	35
Sometimes	30.65%	19
Comments:	11.29%	7
Never	1.61%	1
TOTAL		62

Q7 In the past year, how often did you attend a parent meeting or event at your child's school that supported your child's academic success?

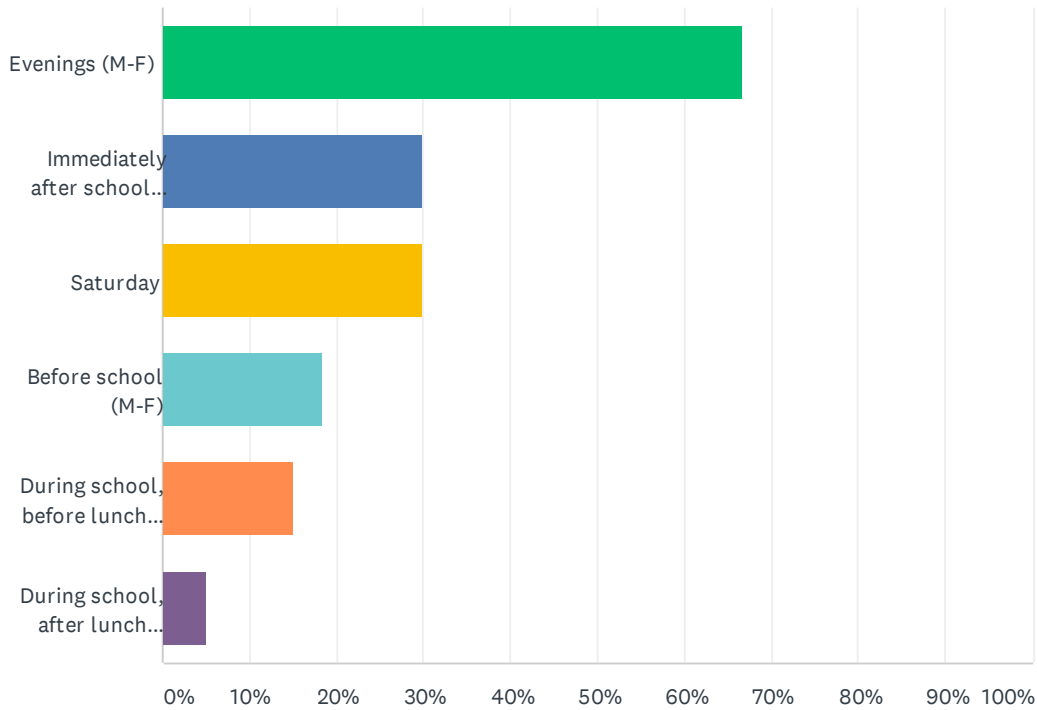
Answered: 61 Skipped: 4



ANSWER CHOICES	RESPONSES	
Once or twice a year	49.18%	30
Monthly	31.15%	19
Other (please specify)	16.39%	10
Never	3.28%	2
TOTAL		61

Q8 When is the best time for you to attend a school event for families?

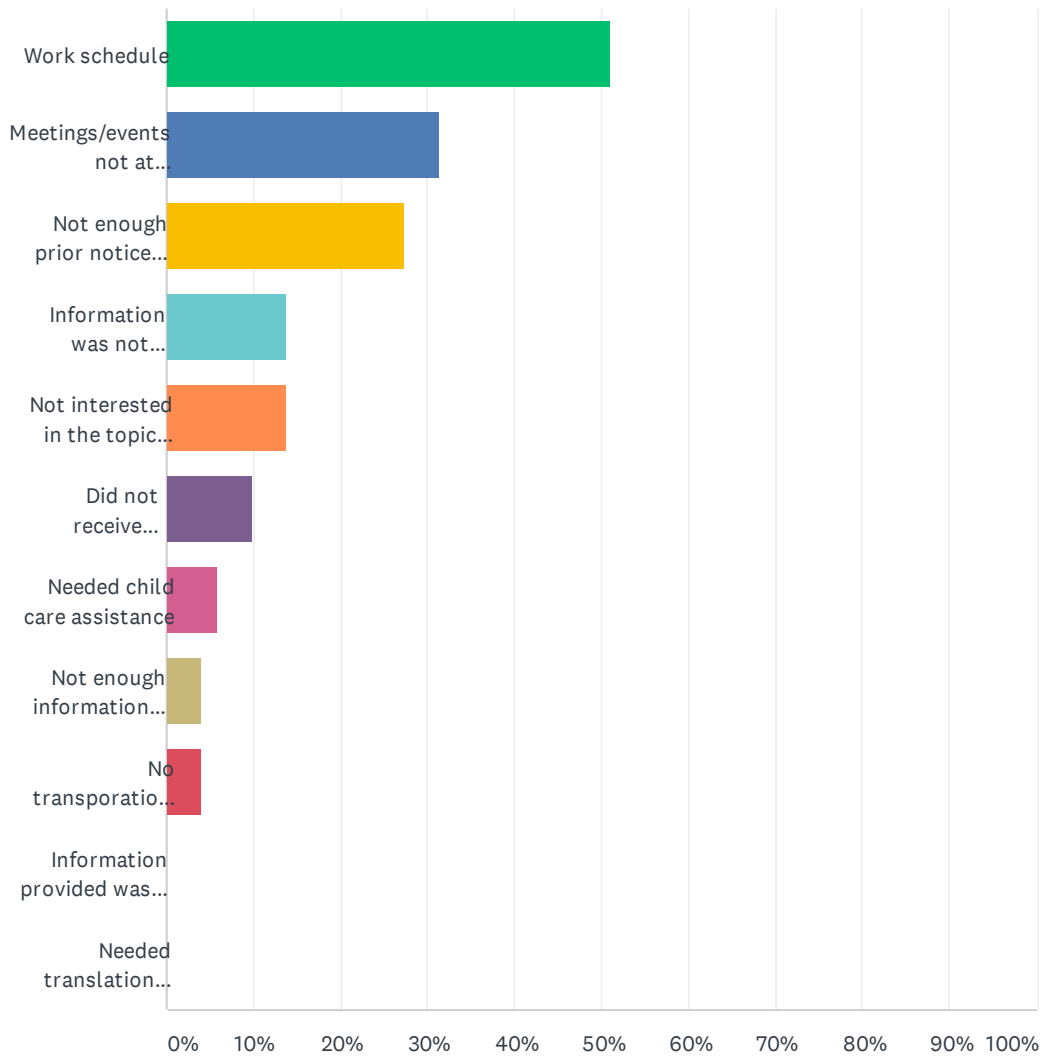
Answered: 60 Skipped: 5



ANSWER CHOICES	RESPONSES	
Evenings (M-F)	66.67%	40
Immediately after school (M-F)	30.00%	18
Saturday	30.00%	18
Before school (M-F)	18.33%	11
During school, before lunch (M-F)	15.00%	9
During school, after lunch (M-F)	5.00%	3
Total Respondents: 60		

Q9 If you were unable to attend informational meetings or academic events, please share why. (Check all that apply)

Answered: 51 Skipped: 14

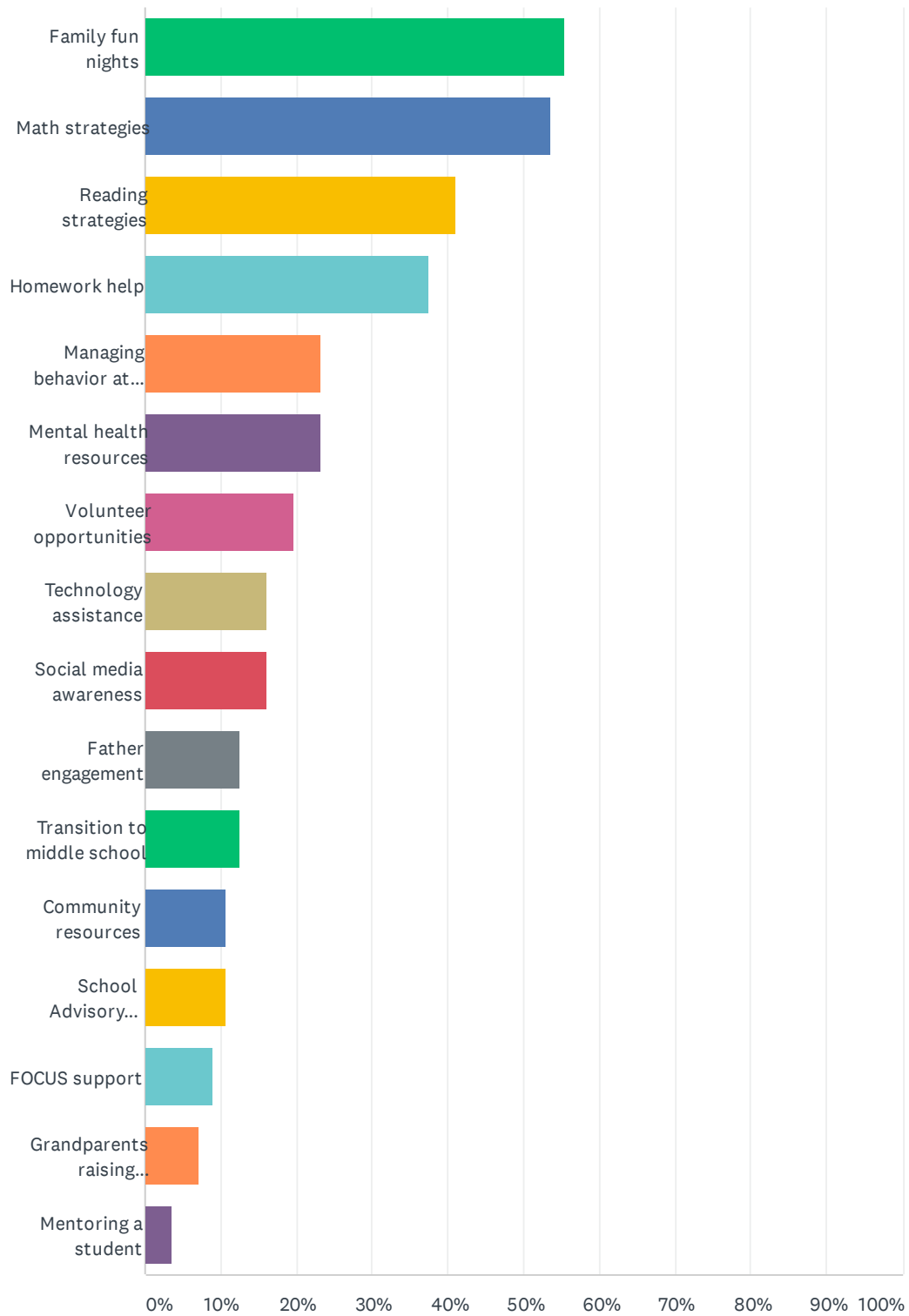


Brevard Public Schools Elementary Parent Survey 2019-2020

ANSWER CHOICES	RESPONSES	
Work schedule	50.98%	26
Meetings/events not at convenient times	31.37%	16
Not enough prior notice provided	27.45%	14
Information was not relevant to me/my child	13.73%	7
Not interested in the topics presented	13.73%	7
Did not receive information about meetings/events	9.80%	5
Needed child care assistance	5.88%	3
Not enough information provided	3.92%	2
No transportation to get to meetings/events	3.92%	2
Information provided was difficult to understand	0.00%	0
Needed translation services	0.00%	0
Total Respondents: 51		

Q10 Which of the following informational meetings and activities would you participate in or attend?

Answered: 56 Skipped: 9



Brevard Public Schools Elementary Parent Survey 2019-2020

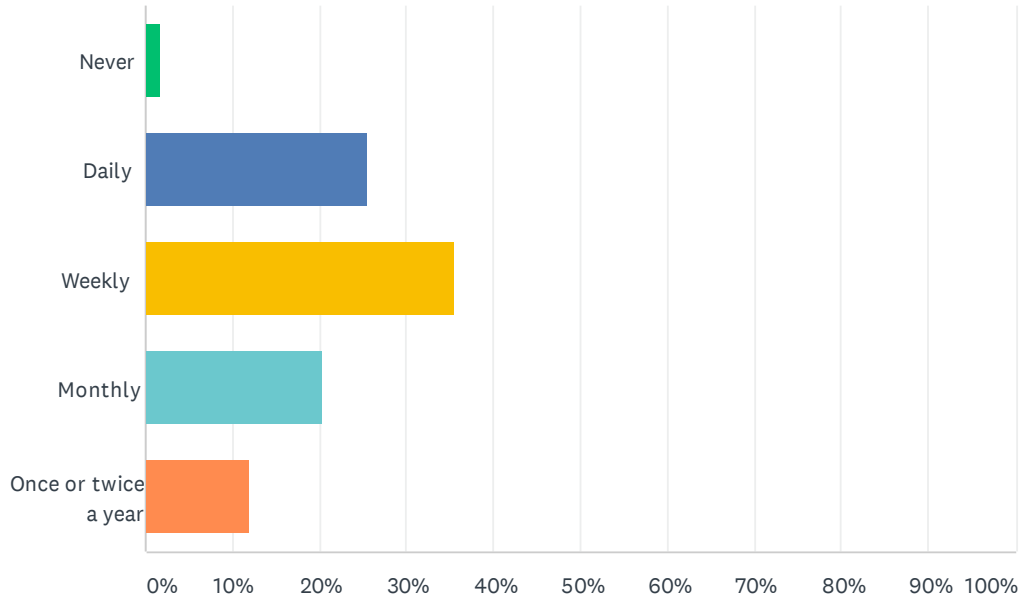
ANSWER CHOICES	RESPONSES	
Family fun nights	55.36%	31
Math strategies	53.57%	30
Reading strategies	41.07%	23
Homework help	37.50%	21
Managing behavior at home	23.21%	13
Mental health resources	23.21%	13
Volunteer opportunities	19.64%	11
Technology assistance	16.07%	9
Social media awareness	16.07%	9
Father engagement	12.50%	7
Transition to middle school	12.50%	7
Community resources	10.71%	6
School Advisory Council (SAC) or Parent-Teacher Organization (PTO/PTA)	10.71%	6
FOCUS support	8.93%	5
Grandparents raising grandchildren	7.14%	4
Mentoring a student	3.57%	2
Total Respondents: 56		

Q11 In what ways can family engagement be strengthened at your child's school?

Answered: 24 Skipped: 41

Q12 How often do you communicate with your child's teachers?

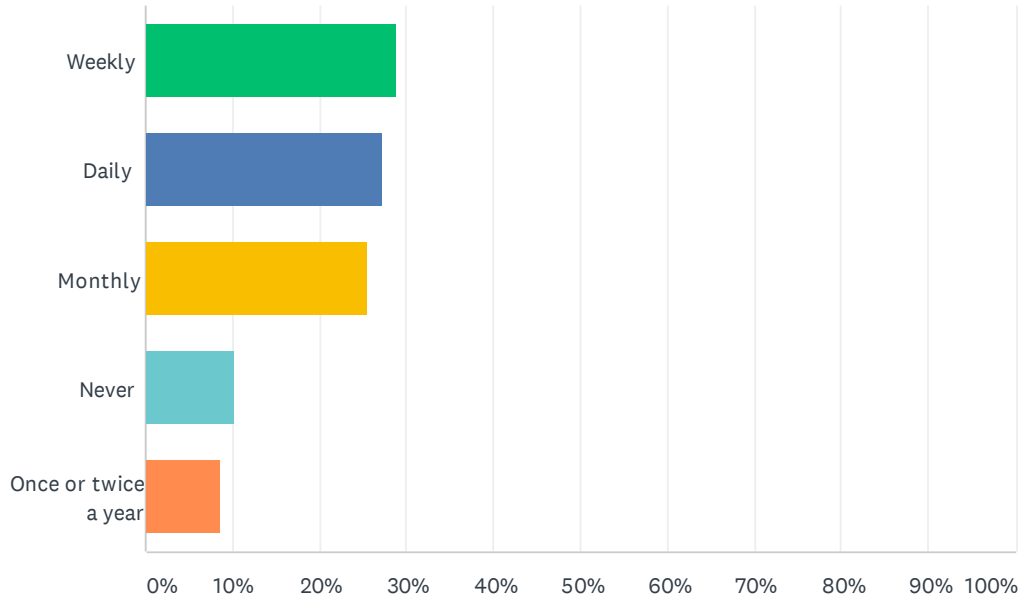
Answered: 59 Skipped: 6



ANSWER CHOICES	RESPONSES	
Never	1.69%	1
Daily	25.42%	15
Weekly	35.59%	21
Monthly	20.34%	12
Once or twice a year	11.86%	7
TOTAL		59

Q13 How often does your child's teacher communicate with you about your child's progress?

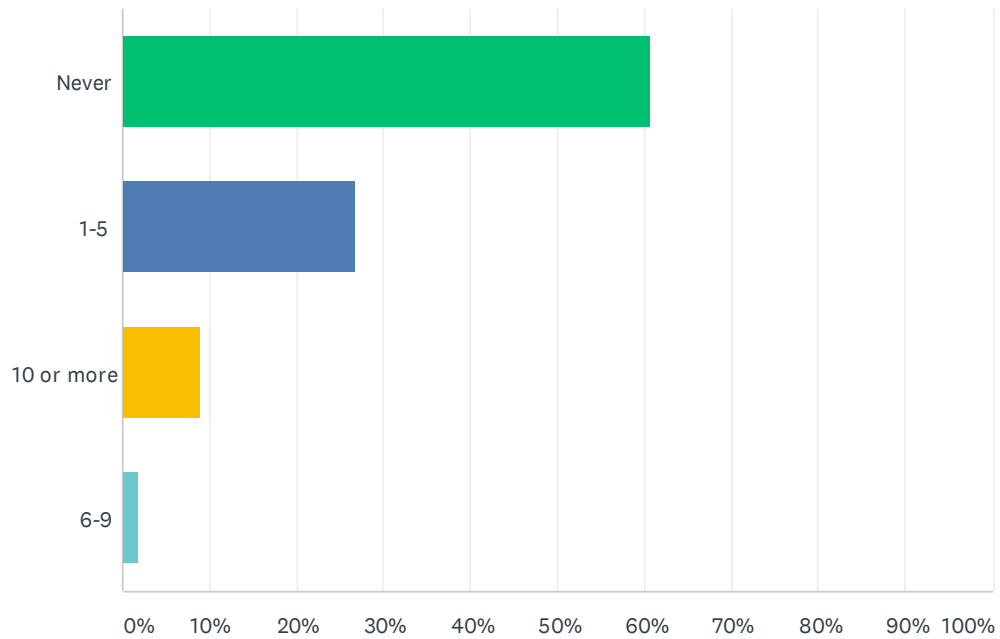
Answered: 59 Skipped: 6



ANSWER CHOICES	RESPONSES	
Weekly	28.81%	17
Daily	27.12%	16
Monthly	25.42%	15
Never	10.17%	6
Once or twice a year	8.47%	5
TOTAL		59

Q14 How many times per month do you access your child's grades and attendance information through FOCUS?

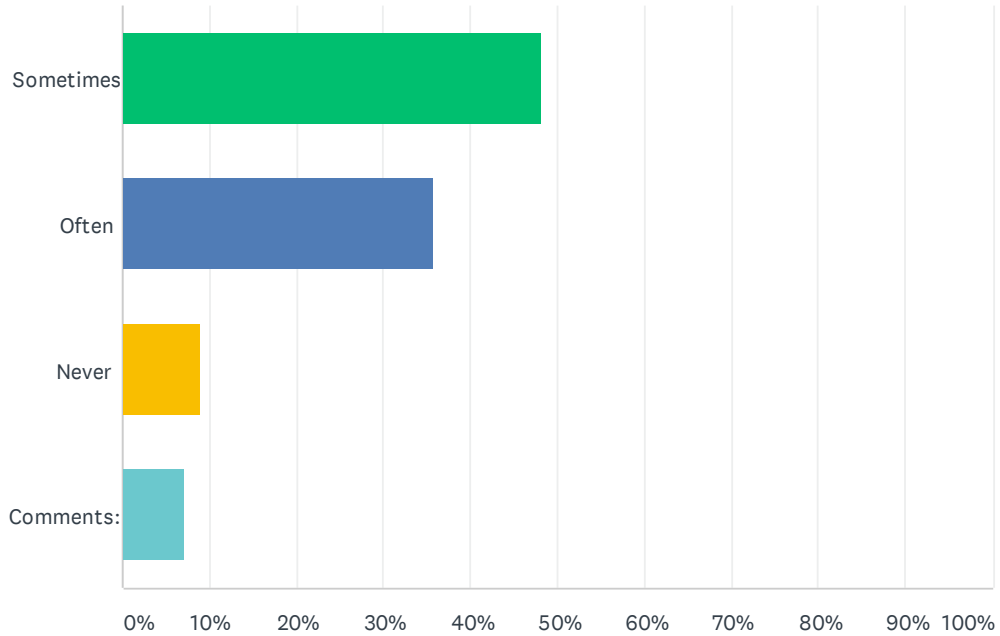
Answered: 56 Skipped: 9



ANSWER CHOICES	RESPONSES	
Never	60.71%	34
1-5	26.79%	15
10 or more	8.93%	5
6-9	1.79%	1
TOTAL		56

Q15 How often does your child's school or teachers provide you with information about ways you can help your child's learning at home?

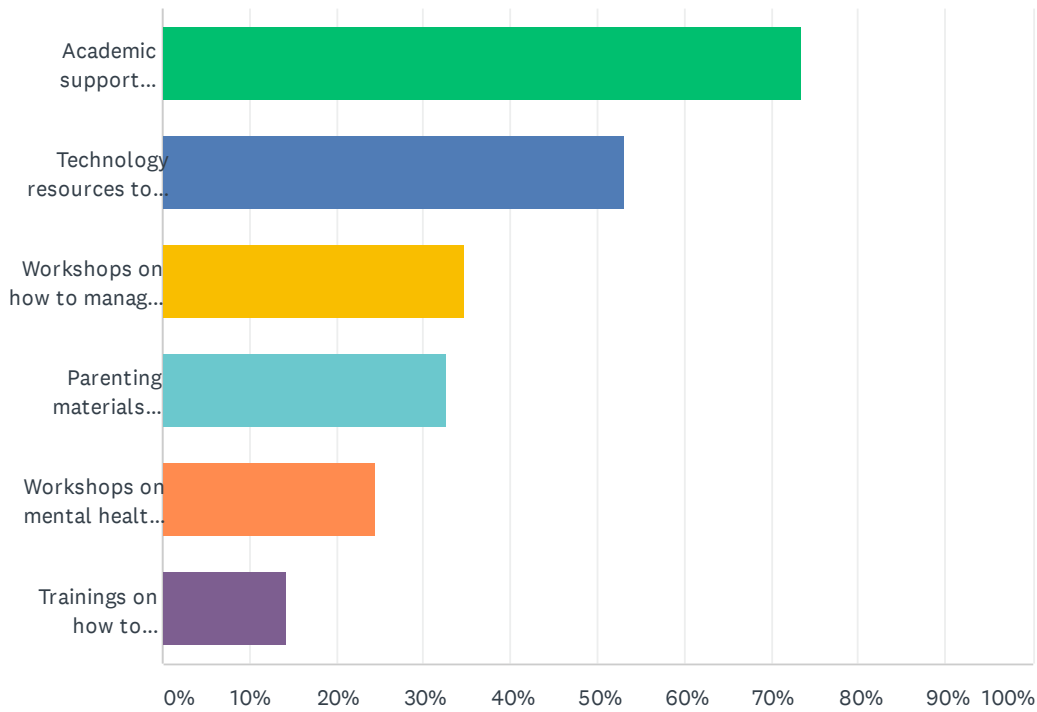
Answered: 56 Skipped: 9



ANSWER CHOICES	RESPONSES	
Sometimes	48.21%	27
Often	35.71%	20
Never	8.93%	5
Comments:	7.14%	4
TOTAL		56

Q16 What types of family engagement resources would you use if they were provided at your school?

Answered: 49 Skipped: 16



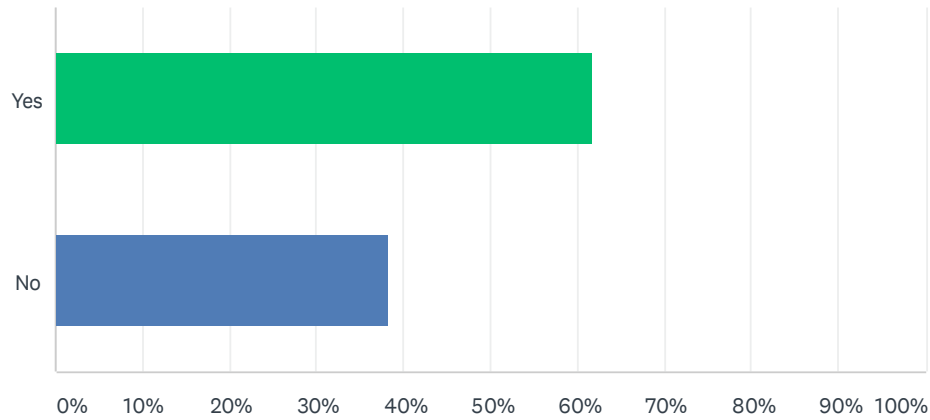
ANSWER CHOICES	RESPONSES	
Academic support materials for families to use at home	73.47%	36
Technology resources to support learning at home	53.06%	26
Workshops on how to manage behaviors at home	34.69%	17
Parenting materials (articles and books for check out)	32.65%	16
Workshops on mental health resources	24.49%	12
Trainings on how to participate in school decision-making committees	14.29%	7
Total Respondents: 49		

Q17 What can Brevard Public Schools do to ensure your child is successful in elementary school?

Answered: 31 Skipped: 34

Q18 Have you been given opportunities to provide input and feedback into school decisions (school improvement, Title I services, event planning, discipline)?

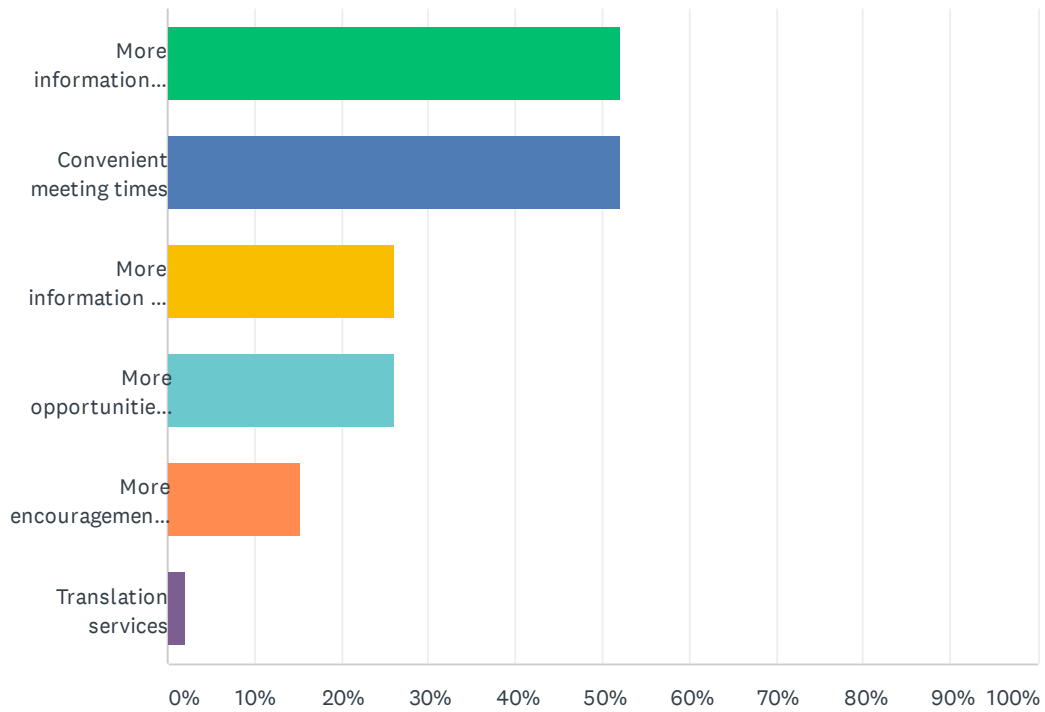
Answered: 55 Skipped: 10



ANSWER CHOICES	RESPONSES	
Yes	61.82%	34
No	38.18%	21
TOTAL		55

Q19 How could your school assist you in playing a more active role in school decision-making?

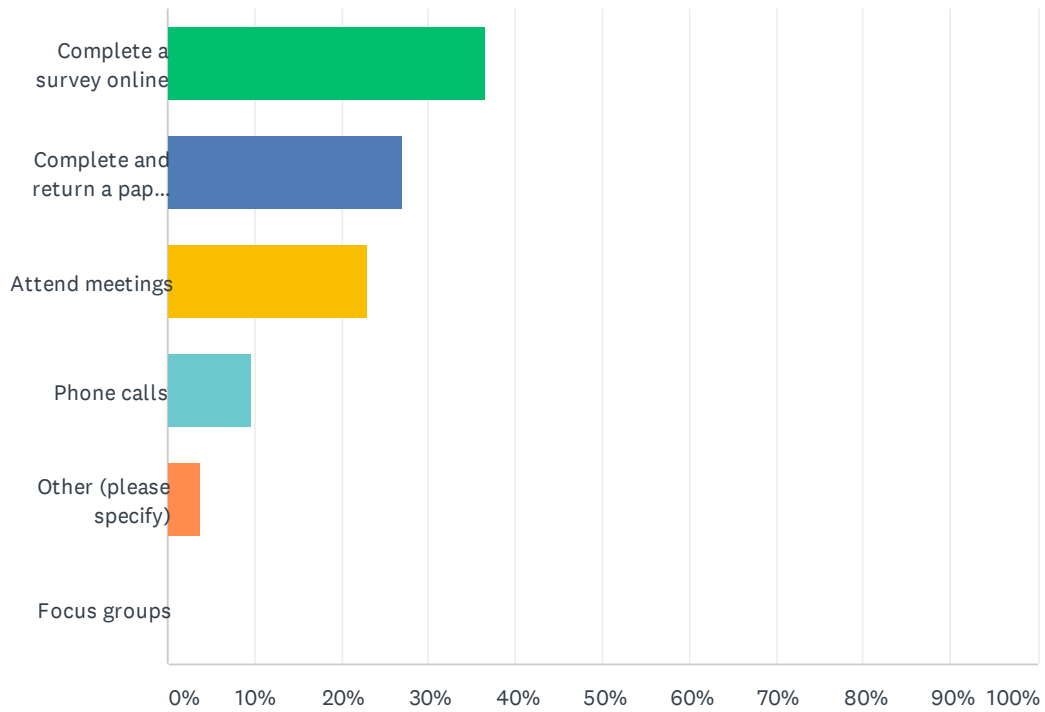
Answered: 46 Skipped: 19



ANSWER CHOICES	RESPONSES	
More information about school issues to be addressed	52.17%	24
Convenient meeting times	52.17%	24
More information on how to become engaged	26.09%	12
More opportunities to share my opinion about school issues	26.09%	12
More encouragement from the school to become engaged	15.22%	7
Translation services	2.17%	1
Total Respondents: 46		

Q20 What is the best way for you to provide input regarding your child's school?

Answered: 52 Skipped: 13



ANSWER CHOICES	RESPONSES	
Complete a survey online	36.54%	19
Complete and return a paper survey	26.92%	14
Attend meetings	23.08%	12
Phone calls	9.62%	5
Other (please specify)	3.85%	2
Focus groups	0.00%	0
TOTAL		52

Q21 What do you feel is working well at your child's school? (This is your chance to brag about your school and share what you like about it!)

Answered: 35 Skipped: 30

Q22 What do you feel is not working, difficult, and/or needs improvement at your child's school? (This is your chance to tell us what you would like to see changed.)

Answered: 34 Skipped: 31