

# Q1 What school does your child attend?

Answered: 231 Skipped: 0



Brevard Public Schools Elementary Parent Survey 2019-2020

Elementary  
Dr W. J. Creel  
Elementary  
DeLaura Middle  
Discovery  
Elementary  
Eau Gallie High  
Edgewood  
Jr./Sr. High  
Endeavour  
Elementary  
Eau Gallie  
High School ...  
Enterprise  
Elementary  
Fairglen  
Elementary  
Freedom 7  
Elementary  
Gemini  
Elementary  
Golfview  
Elementary  
Harbor City  
Elementary  
Heritage High  
Holland  
Elementary  
Hoover Middle  
Imperial  
Estates...  
Indialantic  
Elementary  
Jackson Middle  
Jefferson  
Middle

Brevard Public Schools Elementary Parent Survey 2019-2020

Johnson Middle  
Jupiter  
Elementary  
Kennedy Middle  
Lockmar  
Elementary  
Longleaf  
Elementary  
Madison Middle  
Manatee  
Elementary  
McAuliffe  
Elementary  
McNair Magnet  
Middle  
Meadowlane  
Intermediate...  
Meadowlane  
Primary...  
Merritt Island  
High School ...  
Melbourne High  
Merritt Island  
High  
MILA Elementary  
Mims Elementary  
Pathways at  
Gardendale...  
Oak Park  
Elementary  
Ocean Breeze  
Elementary  
Palm Bay  
Elementary  
Palm Bay High  
School VPK...

Brevard Public Schools Elementary Parent Survey 2019-2020

Palm Bay Magnet High										
Pinewood Elementary										
Port Malabar Elementary										
Quest Elementary...										
Riviera Elementary										
Rockledge High										
Roosevelt Elementary										
Sabal Elementary										
Satellite High School VPK...										
Satellite High										
Saturn Elementary										
Sea Park Elementary										
Sherwood Elementary										
Pathways at Pine Grove...										
South Area Head Start										
South Lake Elementary										
Southwest Middle										
Space Coast Jr./Sr. High										
Stevenson Elementary										
Stone Middle										
Sunrise Elementary										

# Brevard Public Schools Elementary Parent Survey 2019-2020



Brevard Public Schools Elementary Parent Survey 2019-2020

ANSWER CHOICES	RESPONSES	
Croton Elementary	100.00%	231
Riverview School	0.00%	0
Allen, Roy Elementary	0.00%	0
Andersen Elementary	0.00%	0
Apollo Elementary	0.00%	0
Astronaut High	0.00%	0
Atlantis Elementary	0.00%	0
Audubon Elementary	0.00%	0
Bayside High	0.00%	0
Brevard Virtual Instruction Program (BVIP)	0.00%	0
Cambridge Elementary Magnet	0.00%	0
Cape View Elementary	0.00%	0
Carroll, Lewis Elementary	0.00%	0
Central Middle	0.00%	0
Challenger 7 Elementary	0.00%	0
Cocoa Beach Jr./Sr. High	0.00%	0
Cocoa High	0.00%	0
Columbia Elementary	0.00%	0
Coquina Elementary	0.00%	0
Dr W. J. Creel Elementary	0.00%	0
DeLaura Middle	0.00%	0
Discovery Elementary	0.00%	0
Eau Gallie High	0.00%	0
Edgewood Jr./Sr. High	0.00%	0
Endeavour Elementary	0.00%	0
Eau Gallie High School VPK program	0.00%	0
Enterprise Elementary	0.00%	0
Fairglen Elementary	0.00%	0
Freedom 7 Elementary	0.00%	0
Gemini Elementary	0.00%	0
Golfview Elementary	0.00%	0
Harbor City Elementary	0.00%	0

Brevard Public Schools Elementary Parent Survey 2019-2020

Heritage High	0.00%	0
Holland Elementary	0.00%	0
Hoover Middle	0.00%	0
Imperial Estates Elementary	0.00%	0
Indialantic Elementary	0.00%	0
Jackson Middle	0.00%	0
Jefferson Middle	0.00%	0
Johnson Middle	0.00%	0
Jupiter Elementary	0.00%	0
Kennedy Middle	0.00%	0
Lockmar Elementary	0.00%	0
Longleaf Elementary	0.00%	0
Madison Middle	0.00%	0
Manatee Elementary	0.00%	0
McAuliffe Elementary	0.00%	0
McNair Magnet Middle	0.00%	0
Meadowlane Intermediate Elementary	0.00%	0
Meadowlane Primary Elementary	0.00%	0
Merritt Island High School VPK program	0.00%	0
Melbourne High	0.00%	0
Merritt Island High	0.00%	0
MILA Elementary	0.00%	0
Mims Elementary	0.00%	0
Pathways at Gardendale (North/Central Area Alternative Center)	0.00%	0
Oak Park Elementary	0.00%	0
Ocean Breeze Elementary	0.00%	0
Palm Bay Elementary	0.00%	0
Palm Bay High School VPK program	0.00%	0
Palm Bay Magnet High	0.00%	0
Pinewood Elementary	0.00%	0
Port Malabar Elementary	0.00%	0
Quest Elementary School	0.00%	0
Riviera Elementary	0.00%	0
Rockledge High	0.00%	0

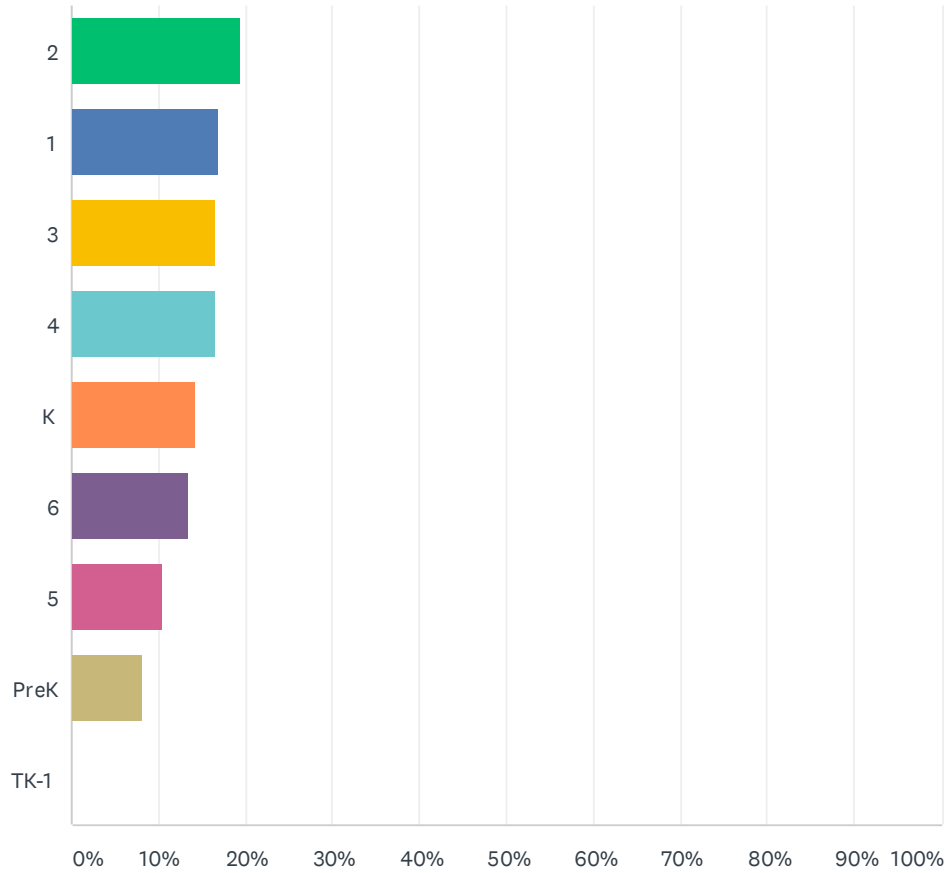
Brevard Public Schools Elementary Parent Survey 2019-2020

Roosevelt Elementary	0.00%	0
Sabal Elementary	0.00%	0
Satellite High School VPK program	0.00%	0
Satellite High	0.00%	0
Saturn Elementary	0.00%	0
Sea Park Elementary	0.00%	0
Sherwood Elementary	0.00%	0
Pathways at Pine Grove (South Area Alternative Center)	0.00%	0
South Area Head Start	0.00%	0
South Lake Elementary	0.00%	0
Southwest Middle	0.00%	0
Space Coast Jr./Sr. High	0.00%	0
Stevenson Elementary	0.00%	0
Stone Middle	0.00%	0
Sunrise Elementary	0.00%	0
Suntree Elementary	0.00%	0
Surfside Elementary	0.00%	0
Titusville High	0.00%	0
Tropical Elementary	0.00%	0
Turner Elementary	0.00%	0
University Park Elementary	0.00%	0
Viera High School VPK program	0.00%	0
Viera High	0.00%	0
West Melbourne Elementary School for Science	0.00%	0
West Shore Jr./Sr. High	0.00%	0
Westside Elementary	0.00%	0
Williams Elementary	0.00%	0
<b>TOTAL</b>		<b>231</b>



## Q2 What is your child's current grade level?

Answered: 231 Skipped: 0

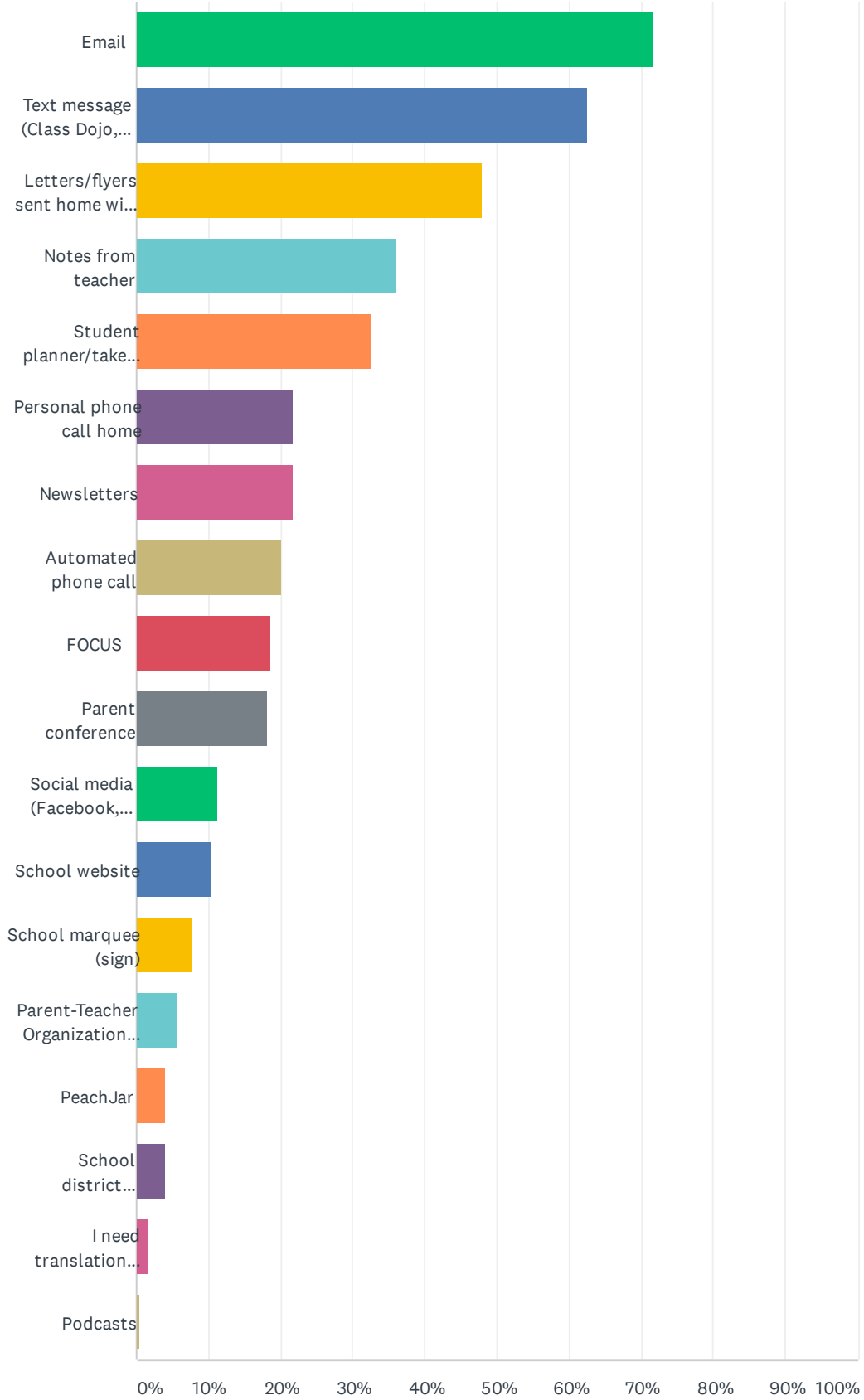


ANSWER CHOICES	RESPONSES	
2	19.48%	45
1	16.88%	39
3	16.45%	38
4	16.45%	38
K	14.29%	33
6	13.42%	31
5	10.39%	24
PreK	8.23%	19
TK-1	0.00%	0
Total Respondents: 231		

**Q3 What is the best way for us to get important information regarding school events and/or your child's progress from the school? (check all that apply)**

Answered: 230 Skipped: 1

# Brevard Public Schools Elementary Parent Survey 2019-2020

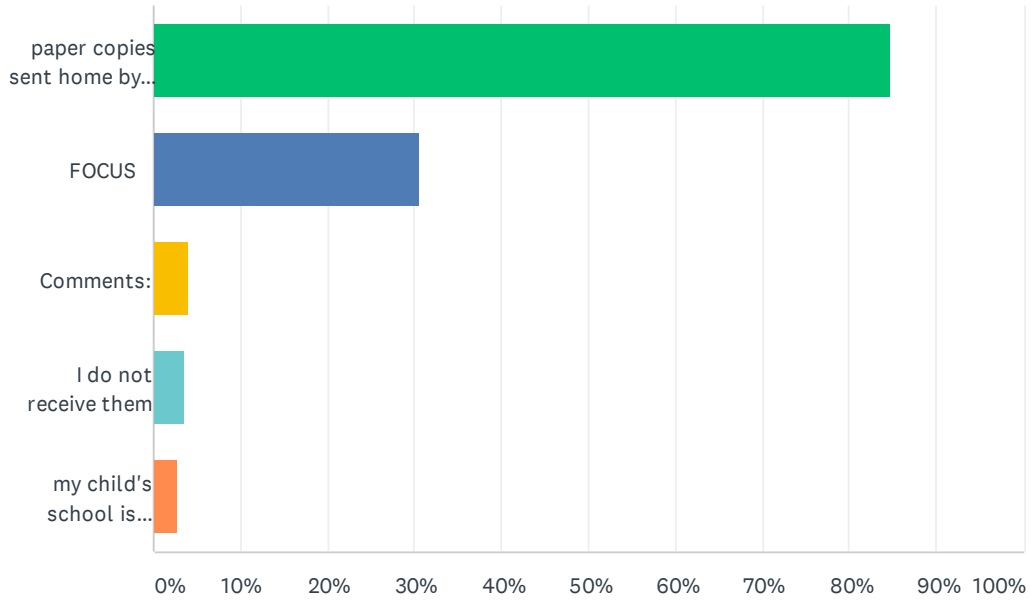


Brevard Public Schools Elementary Parent Survey 2019-2020

ANSWER CHOICES	RESPONSES	
Email	71.74%	165
Text message (Class Dojo, Remind)	62.61%	144
Letters/flyers sent home with students	47.83%	110
Notes from teacher	36.09%	83
Student planner/take-home folder	32.61%	75
Personal phone call home	21.74%	50
Newsletters	21.74%	50
Automated phone call	20.00%	46
FOCUS	18.70%	43
Parent conference	18.26%	42
Social media (Facebook, Twitter)	11.30%	26
School website	10.43%	24
School marquee (sign)	7.83%	18
Parent-Teacher Organization (PTO/PTA)	5.65%	13
PeachJar	3.91%	9
School district website	3.91%	9
I need translation assistance	1.74%	4
Podcasts	0.43%	1
Total Respondents: 230		

## Q4 How do you receive interim reports and report cards?

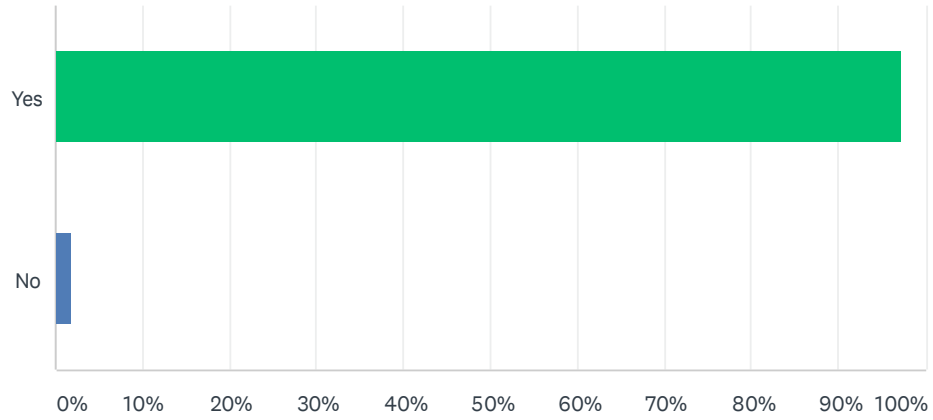
Answered: 222 Skipped: 9



ANSWER CHOICES	RESPONSES	
paper copies sent home by the school	84.68%	188
FOCUS	30.63%	68
Comments:	4.05%	9
I do not receive them	3.60%	8
my child's school is paperless	2.70%	6
Total Respondents: 222		

## Q5 Do you feel welcome at your child's school?

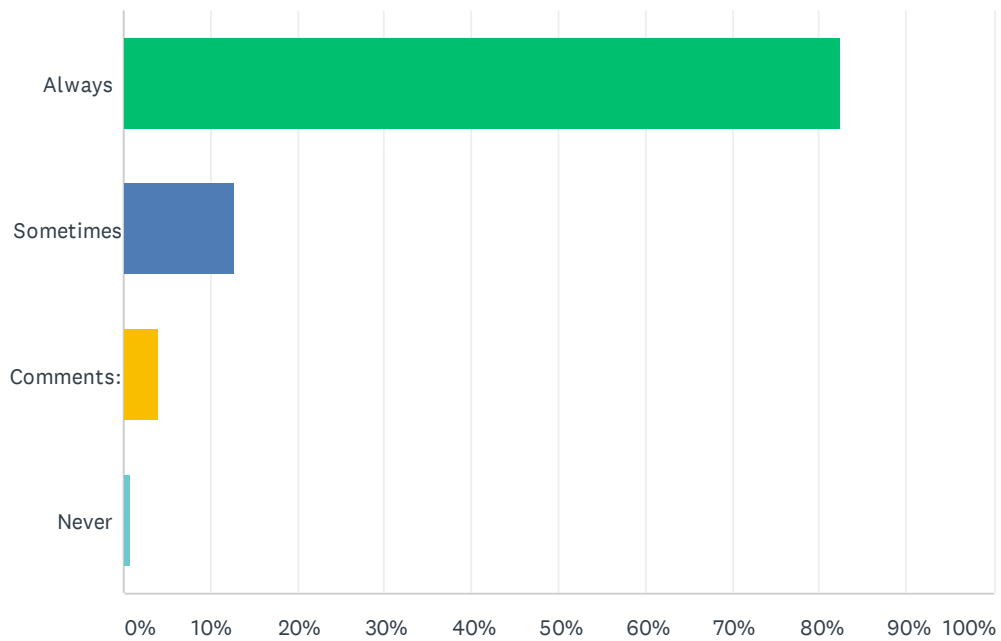
Answered: 222 Skipped: 9



ANSWER CHOICES	RESPONSES	
Yes	97.30%	216
No	1.80%	4
TOTAL		222

## Q6 The office staff at my school is polite and is helpful in answering my questions or concerns.

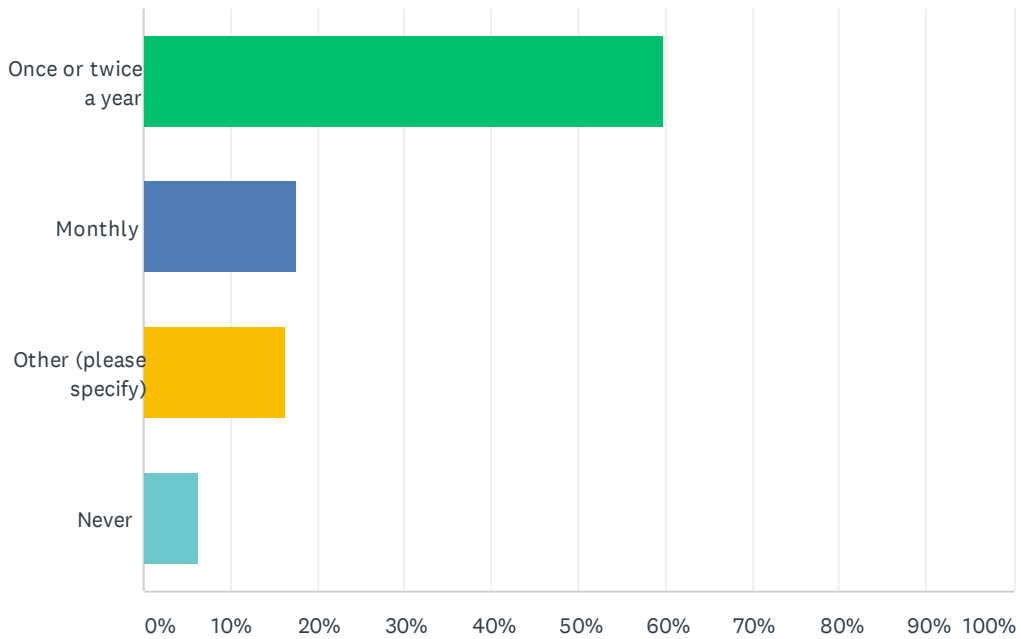
Answered: 221 Skipped: 10



ANSWER CHOICES	RESPONSES	
Always	82.35%	182
Sometimes	12.67%	28
Comments:	4.07%	9
Never	0.90%	2
<b>TOTAL</b>		<b>221</b>

### Q7 In the past year, how often did you attend a parent meeting or event at your child's school that supported your child's academic success?

Answered: 221 Skipped: 10

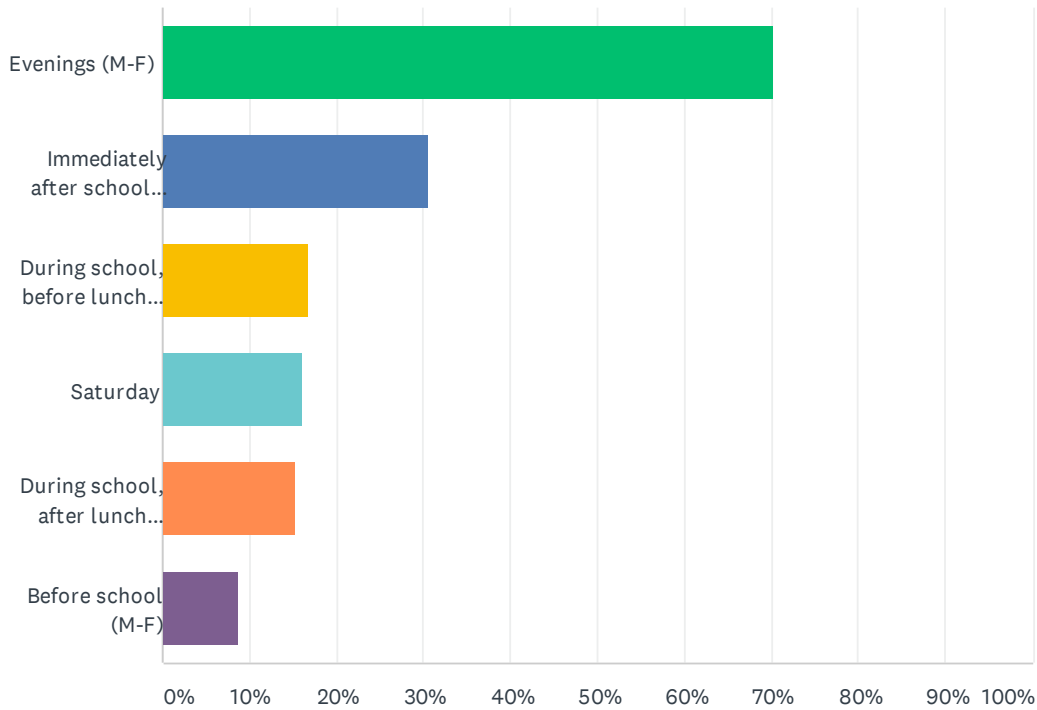


ANSWER CHOICES	RESPONSES	
Once or twice a year	59.73%	132
Monthly	17.65%	39
Other (please specify)	16.29%	36
Never	6.33%	14
<b>TOTAL</b>		<b>221</b>



## Q8 When is the best time for you to attend a school event for families?

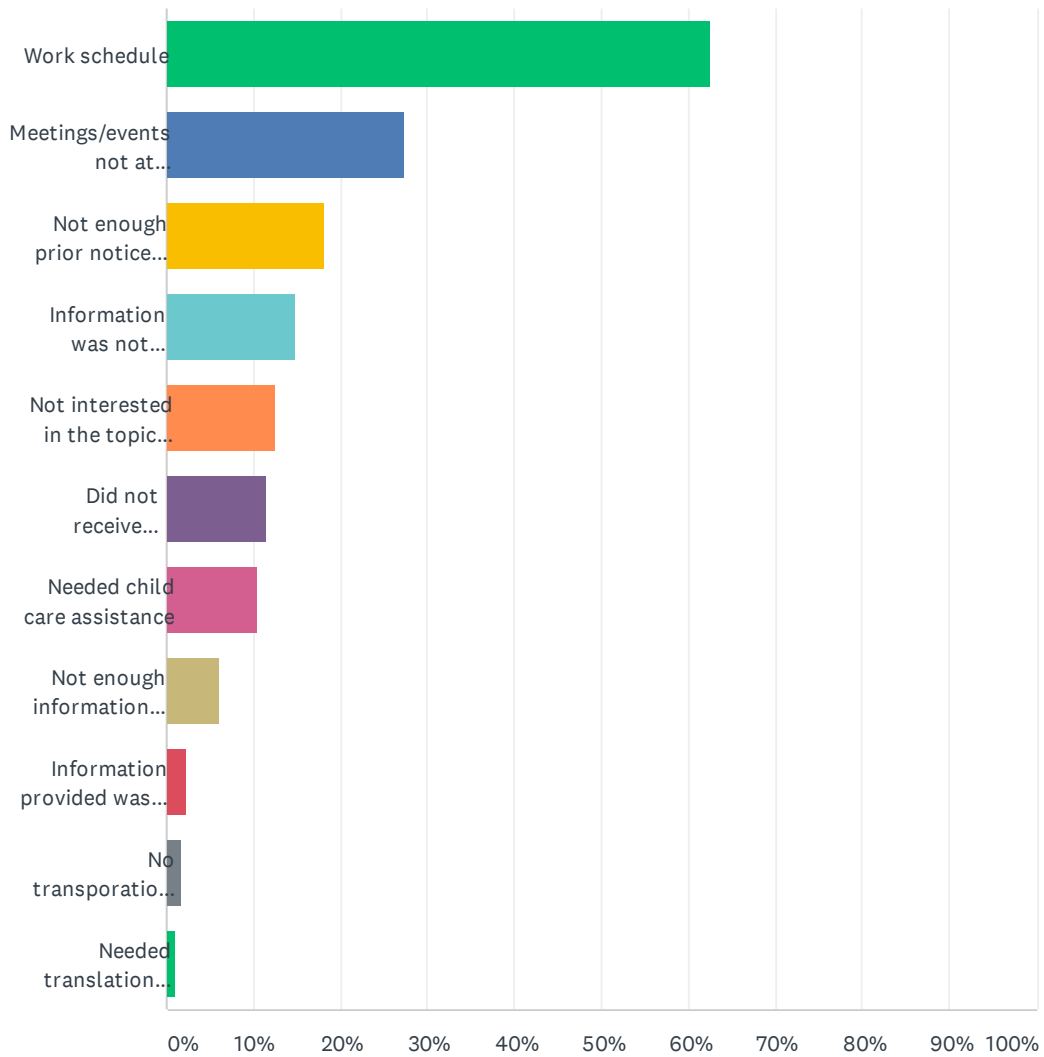
Answered: 216 Skipped: 15



ANSWER CHOICES	RESPONSES	
Evenings (M-F)	70.37%	152
Immediately after school (M-F)	30.56%	66
During school, before lunch (M-F)	16.67%	36
Saturday	16.20%	35
During school, after lunch (M-F)	15.28%	33
Before school (M-F)	8.80%	19
Total Respondents: 216		

### Q9 If you were unable to attend informational meetings or academic events, please share why. (Check all that apply)

Answered: 182 Skipped: 49

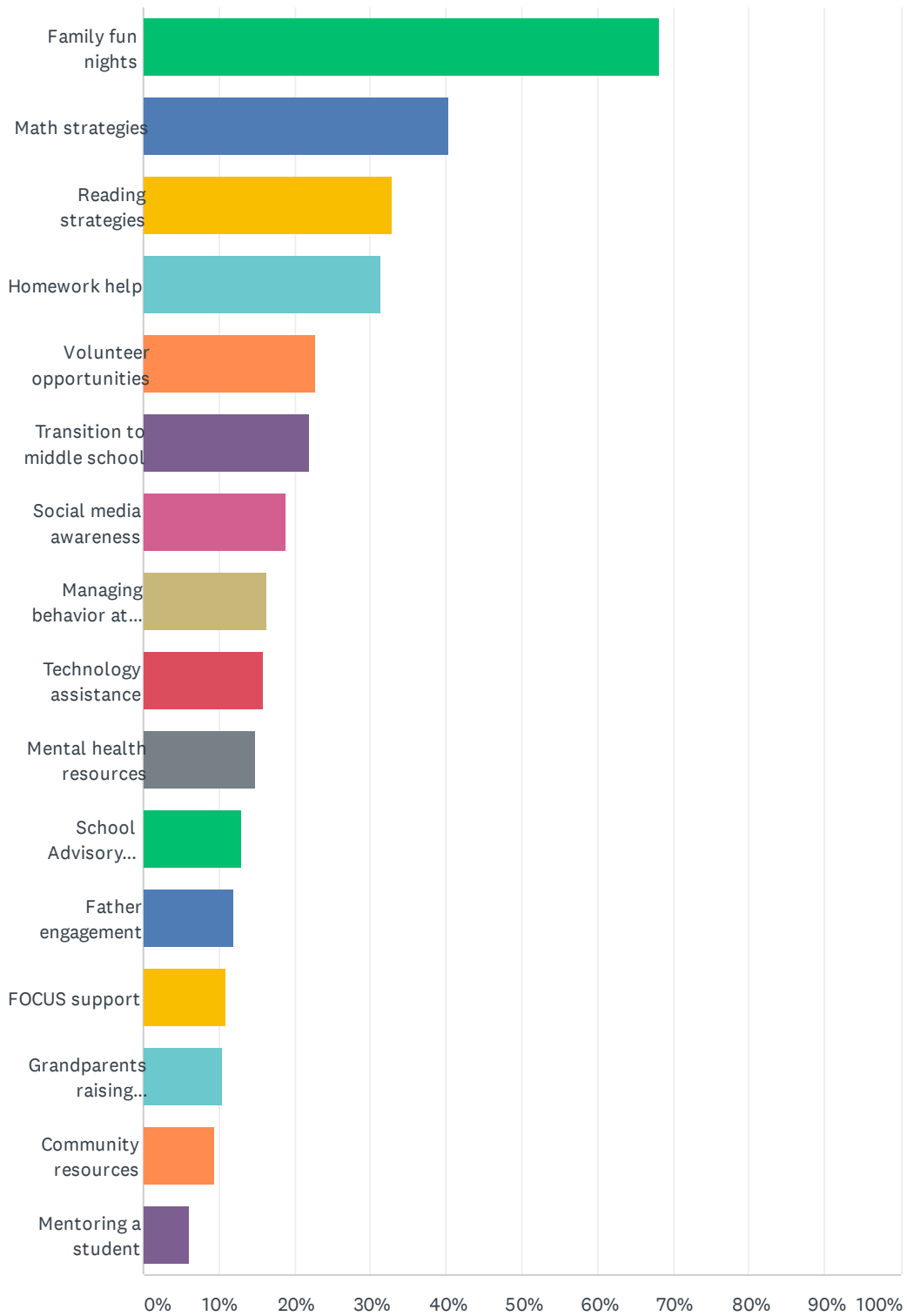


Brevard Public Schools Elementary Parent Survey 2019-2020

ANSWER CHOICES	RESPONSES	
Work schedule	62.64%	114
Meetings/events not at convenient times	27.47%	50
Not enough prior notice provided	18.13%	33
Information was not relevant to me/my child	14.84%	27
Not interested in the topics presented	12.64%	23
Did not receive information about meetings/events	11.54%	21
Needed child care assistance	10.44%	19
Not enough information provided	6.04%	11
Information provided was difficult to understand	2.20%	4
No transportation to get to meetings/events	1.65%	3
Needed translation services	1.10%	2
Total Respondents: 182		

# Q10 Which of the following informational meetings and activities would you participate in or attend?

Answered: 201 Skipped: 30



Brevard Public Schools Elementary Parent Survey 2019-2020

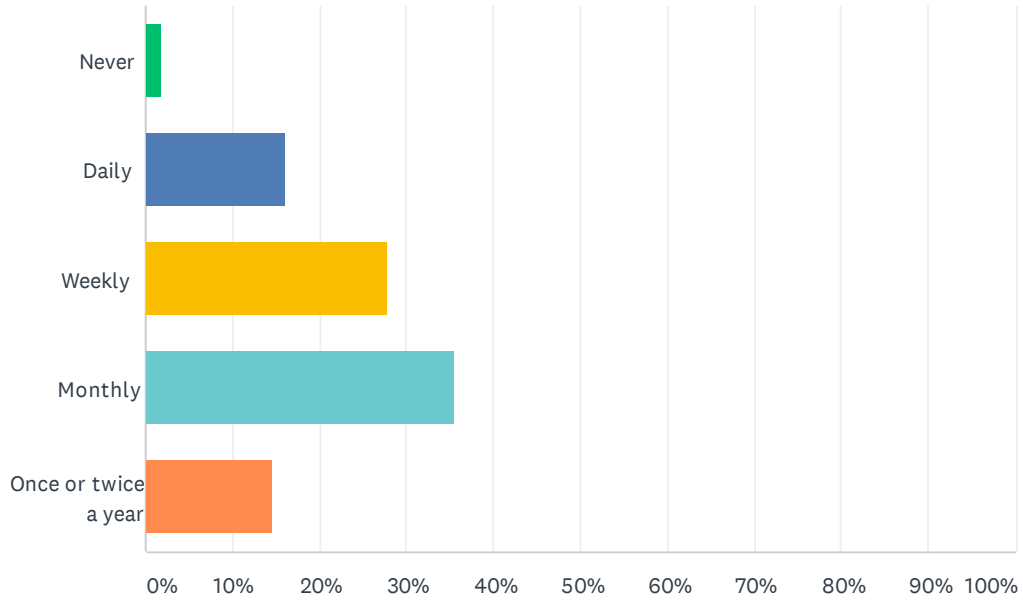
ANSWER CHOICES	RESPONSES	
Family fun nights	68.16%	137
Math strategies	40.30%	81
Reading strategies	32.84%	66
Homework help	31.34%	63
Volunteer opportunities	22.89%	46
Transition to middle school	21.89%	44
Social media awareness	18.91%	38
Managing behavior at home	16.42%	33
Technology assistance	15.92%	32
Mental health resources	14.93%	30
School Advisory Council (SAC) or Parent-Teacher Organization (PTO/PTA)	12.94%	26
Father engagement	11.94%	24
FOCUS support	10.95%	22
Grandparents raising grandchildren	10.45%	21
Community resources	9.45%	19
Mentoring a student	5.97%	12
Total Respondents: 201		

**Q11 In what ways can family engagement be strengthened at your child's school?**

Answered: 96 Skipped: 135

## Q12 How often do you communicate with your child's teachers?

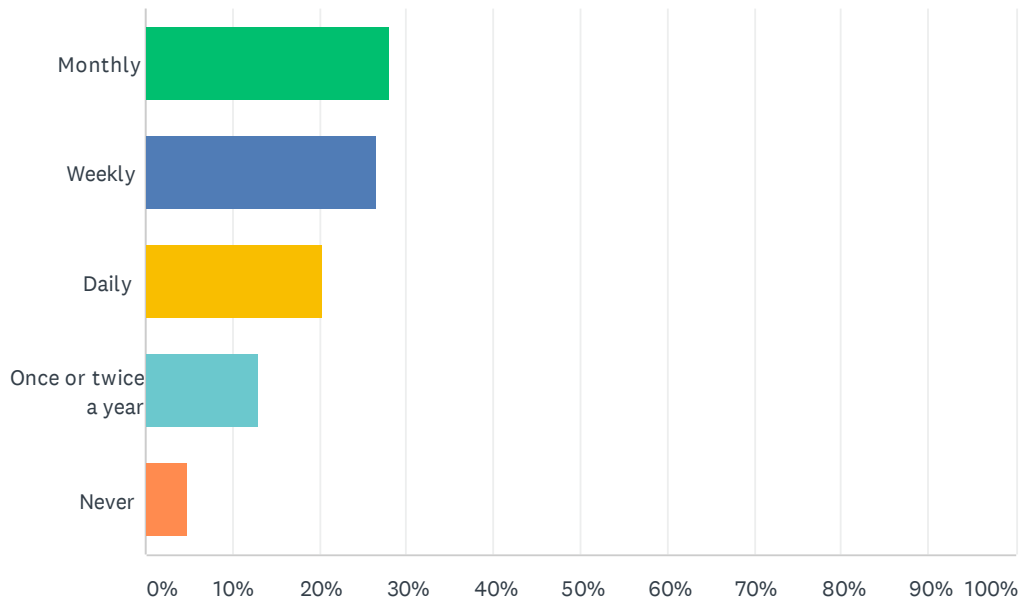
Answered: 205 Skipped: 26



ANSWER CHOICES	RESPONSES	
Never	1.95%	4
Daily	16.10%	33
Weekly	27.80%	57
Monthly	35.61%	73
Once or twice a year	14.63%	30
<b>TOTAL</b>		<b>205</b>

### Q13 How often does your child's teacher communicate with you about your child's progress?

Answered: 207 Skipped: 24

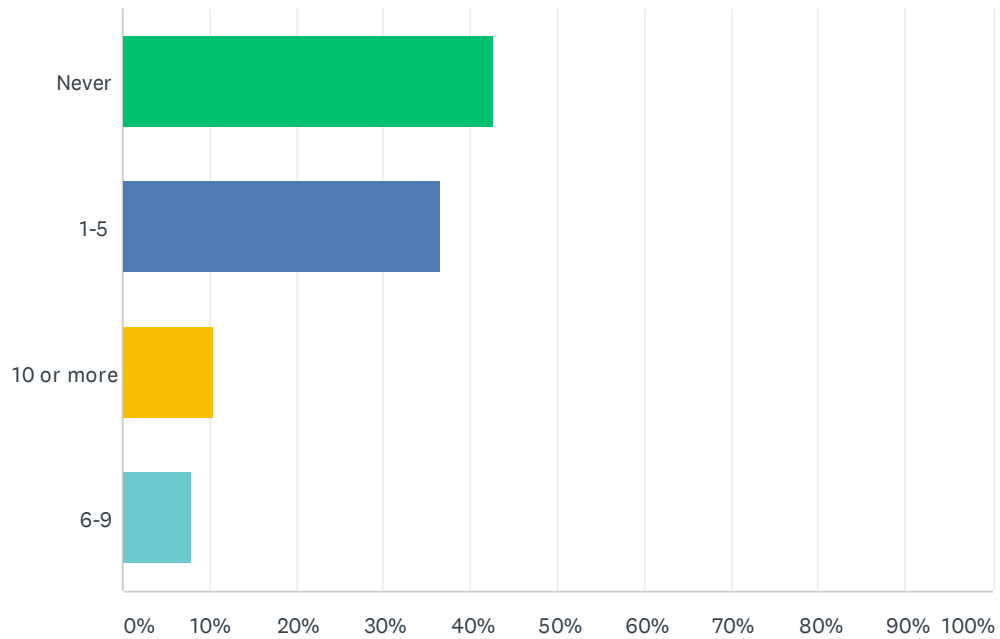


ANSWER CHOICES	RESPONSES	
Monthly	28.02%	58
Weekly	26.57%	55
Daily	20.29%	42
Once or twice a year	13.04%	27
Never	4.83%	10
<b>TOTAL</b>		<b>207</b>



### Q14 How many times per month do you access your child's grades and attendance information through FOCUS?

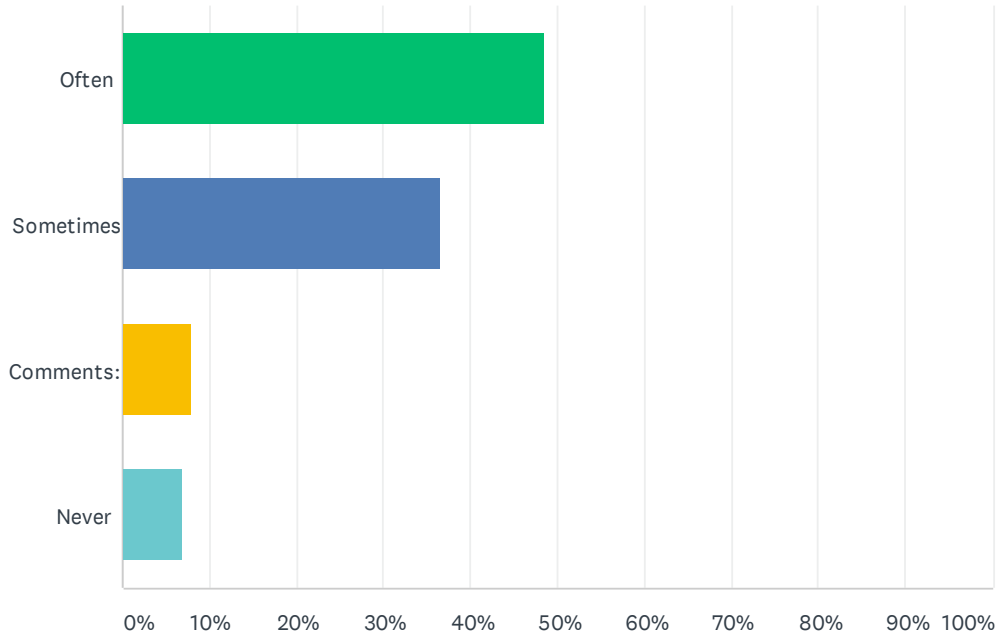
Answered: 202 Skipped: 29



ANSWER CHOICES	RESPONSES
Never	42.57% 86
1-5	36.63% 74
10 or more	10.40% 21
6-9	7.92% 16
TOTAL	202

### Q15 How often does your child's school or teachers provide you with information about ways you can help your child's learning at home?

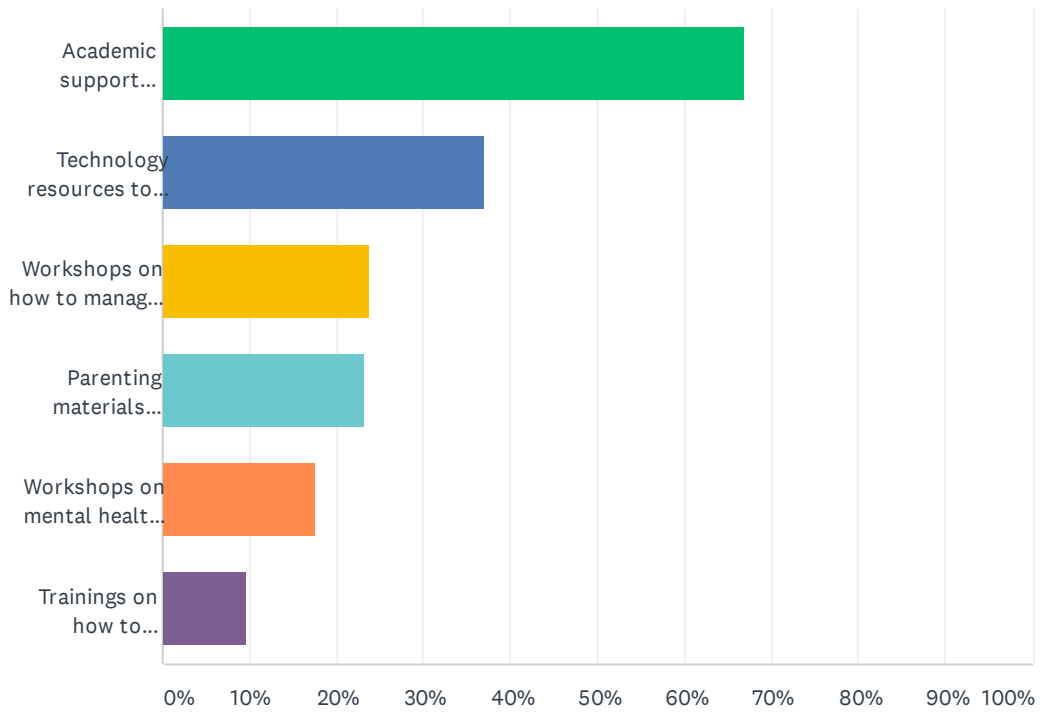
Answered: 202 Skipped: 29



ANSWER CHOICES	RESPONSES	
Often	48.51%	98
Sometimes	36.63%	74
Comments:	7.92%	16
Never	6.93%	14
<b>TOTAL</b>		<b>202</b>

## Q16 What types of family engagement resources would you use if they were provided at your school?

Answered: 176 Skipped: 55



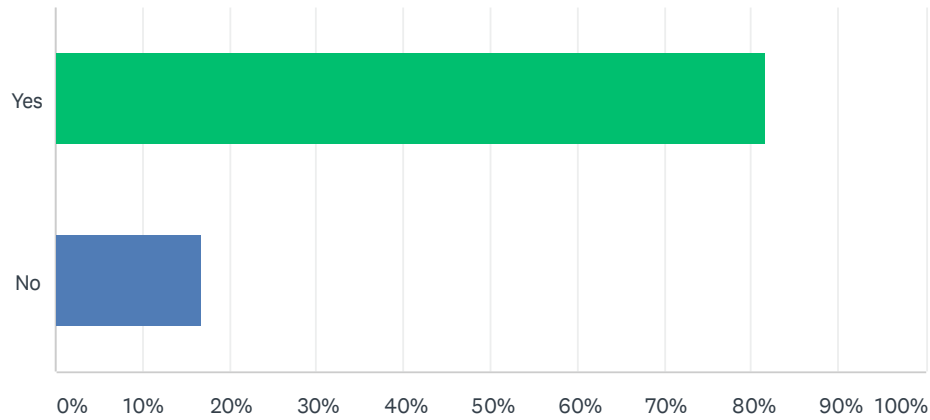
ANSWER CHOICES	RESPONSES	
Academic support materials for families to use at home	67.05%	118
Technology resources to support learning at home	36.93%	65
Workshops on how to manage behaviors at home	23.86%	42
Parenting materials (articles and books for check out)	23.30%	41
Workshops on mental health resources	17.61%	31
Trainings on how to participate in school decision-making committees	9.66%	17
Total Respondents: 176		

**Q17 What can Brevard Public Schools do to ensure your child is successful in elementary school?**

Answered: 112 Skipped: 119

### Q18 Have you been given opportunities to provide input and feedback into school decisions (school improvement, Title I services, event planning, discipline)?

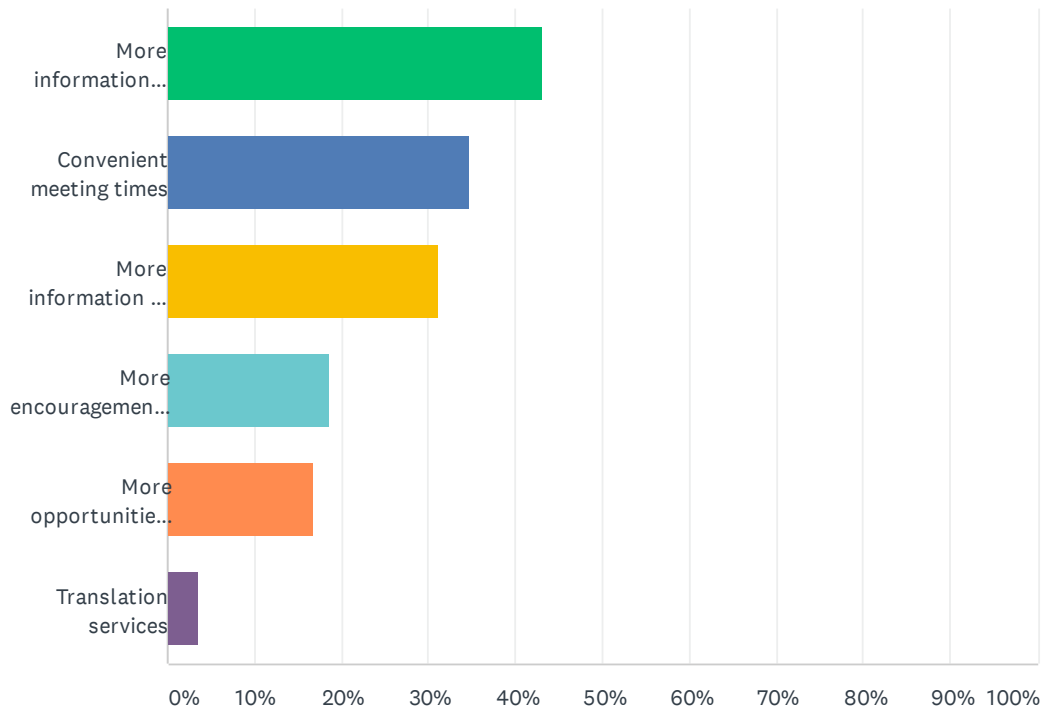
Answered: 202 Skipped: 29



ANSWER CHOICES	RESPONSES	
Yes	81.68%	165
No	16.83%	34
TOTAL		202

## Q19 How could your school assist you in playing a more active role in school decision-making?

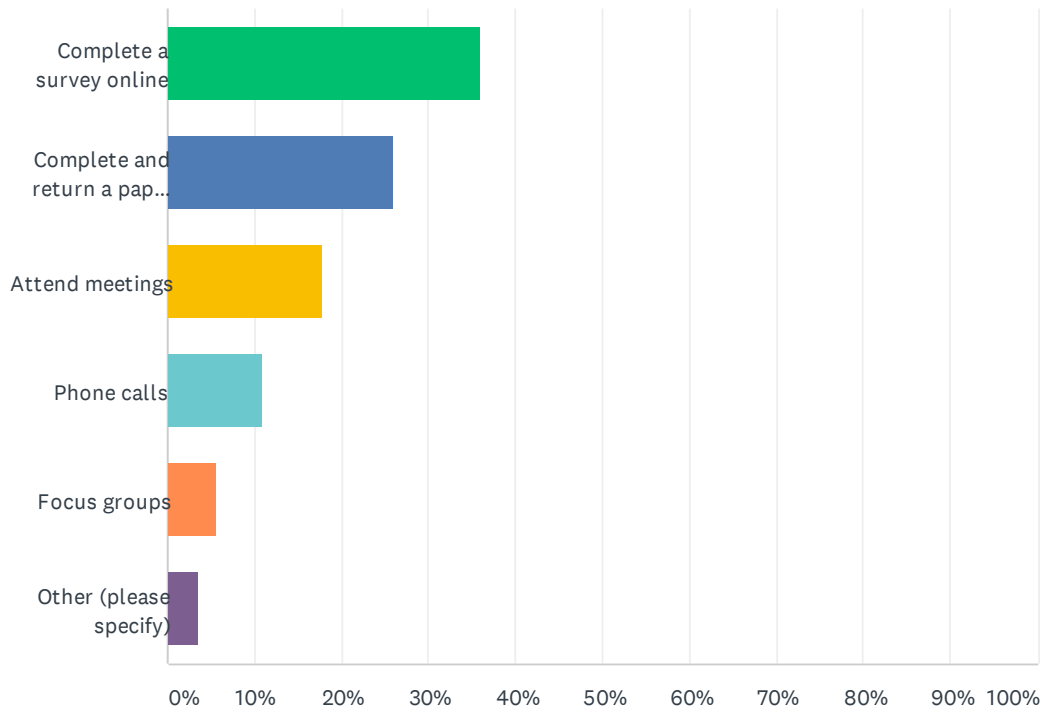
Answered: 167 Skipped: 64



ANSWER CHOICES	RESPONSES	
More information about school issues to be addressed	43.11%	72
Convenient meeting times	34.73%	58
More information on how to become engaged	31.14%	52
More encouragement from the school to become engaged	18.56%	31
More opportunities to share my opinion about school issues	16.77%	28
Translation services	3.59%	6
Total Respondents: 167		

## Q20 What is the best way for you to provide input regarding your child's school?

Answered: 192 Skipped: 39



ANSWER CHOICES	RESPONSES	
Complete a survey online	35.94%	69
Complete and return a paper survey	26.04%	50
Attend meetings	17.71%	34
Phone calls	10.94%	21
Focus groups	5.73%	11
Other (please specify)	3.65%	7
<b>TOTAL</b>		<b>192</b>

**Q21 What do you feel is working well at your child's school? (This is your chance to brag about your school and share what you like about it!)**

Answered: 123 Skipped: 108



Q22 What do you feel is not working, difficult, and/or needs improvement at your child's school? (This is your chance to tell us what you would like to see changed.)

Answered: 103 Skipped: 128