

Q1 What school does your child attend?

Answered: 103 Skipped: 0



Brevard Public Schools Elementary Parent Survey 2019-2020

Elementary
Dr W. J. Creel
Elementary
Croton
Elementary
DeLaura Middle
Eau Gallie High
Edgewood
Jr./Sr. High
Endeavour
Elementary
Eau Gallie
High School ...
Enterprise
Elementary
Fairglen
Elementary
Freedom 7
Elementary
Gemini
Elementary
Golfview
Elementary
Harbor City
Elementary
Heritage High
Holland
Elementary
Hoover Middle
Imperial
Estates...
Indialantic
Elementary
Jackson Middle
Jefferson
Middle

Brevard Public Schools Elementary Parent Survey 2019-2020

Johnson Middle
Jupiter
Elementary
Kennedy Middle
Lockmar
Elementary
Longleaf
Elementary
Madison Middle
Manatee
Elementary
McAuliffe
Elementary
McNair Magnet
Middle
Meadowlane
Intermediate...
Meadowlane
Primary...
Merritt Island
High School ...
Melbourne High
Merritt Island
High
MILA Elementary
Mims Elementary
Pathways at
Gardendale...
Oak Park
Elementary
Ocean Breeze
Elementary
Palm Bay
Elementary
Palm Bay High
School VPK...

Brevard Public Schools Elementary Parent Survey 2019-2020

Palm Bay Magnet High										
Pinewood Elementary										
Port Malabar Elementary										
Quest Elementary...										
Riviera Elementary										
Rockledge High										
Roosevelt Elementary										
Sabal Elementary										
Satellite High School VPK...										
Satellite High										
Saturn Elementary										
Sea Park Elementary										
Sherwood Elementary										
Pathways at Pine Grove...										
South Area Head Start										
South Lake Elementary										
Southwest Middle										
Space Coast Jr./Sr. High										
Stevenson Elementary										
Stone Middle										
Sunrise Elementary										

Brevard Public Schools Elementary Parent Survey 2019-2020



Brevard Public Schools Elementary Parent Survey 2019-2020

ANSWER CHOICES	RESPONSES	
Discovery Elementary	100.00%	103
Riverview School	0.00%	0
Allen, Roy Elementary	0.00%	0
Andersen Elementary	0.00%	0
Apollo Elementary	0.00%	0
Astronaut High	0.00%	0
Atlantis Elementary	0.00%	0
Audubon Elementary	0.00%	0
Bayside High	0.00%	0
Brevard Virtual Instruction Program (BVIP)	0.00%	0
Cambridge Elementary Magnet	0.00%	0
Cape View Elementary	0.00%	0
Carroll, Lewis Elementary	0.00%	0
Central Middle	0.00%	0
Challenger 7 Elementary	0.00%	0
Cocoa Beach Jr./Sr. High	0.00%	0
Cocoa High	0.00%	0
Columbia Elementary	0.00%	0
Coquina Elementary	0.00%	0
Dr W. J. Creel Elementary	0.00%	0
Croton Elementary	0.00%	0
DeLaura Middle	0.00%	0
Eau Gallie High	0.00%	0
Edgewood Jr./Sr. High	0.00%	0
Endeavour Elementary	0.00%	0
Eau Gallie High School VPK program	0.00%	0
Enterprise Elementary	0.00%	0
Fairglen Elementary	0.00%	0
Freedom 7 Elementary	0.00%	0
Gemini Elementary	0.00%	0
Golfview Elementary	0.00%	0
Harbor City Elementary	0.00%	0

Brevard Public Schools Elementary Parent Survey 2019-2020

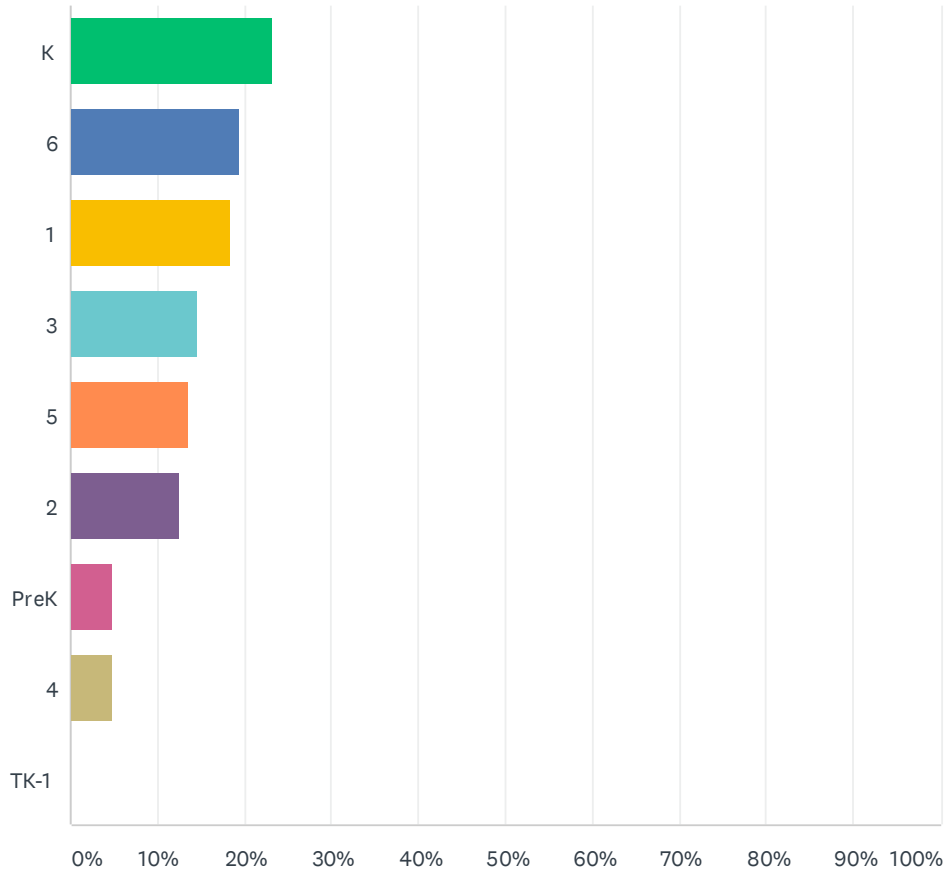
Heritage High	0.00%	0
Holland Elementary	0.00%	0
Hoover Middle	0.00%	0
Imperial Estates Elementary	0.00%	0
Indialantic Elementary	0.00%	0
Jackson Middle	0.00%	0
Jefferson Middle	0.00%	0
Johnson Middle	0.00%	0
Jupiter Elementary	0.00%	0
Kennedy Middle	0.00%	0
Lockmar Elementary	0.00%	0
Longleaf Elementary	0.00%	0
Madison Middle	0.00%	0
Manatee Elementary	0.00%	0
McAuliffe Elementary	0.00%	0
McNair Magnet Middle	0.00%	0
Meadowlane Intermediate Elementary	0.00%	0
Meadowlane Primary Elementary	0.00%	0
Merritt Island High School VPK program	0.00%	0
Melbourne High	0.00%	0
Merritt Island High	0.00%	0
MILA Elementary	0.00%	0
Mims Elementary	0.00%	0
Pathways at Gardendale (North/Central Area Alternative Center)	0.00%	0
Oak Park Elementary	0.00%	0
Ocean Breeze Elementary	0.00%	0
Palm Bay Elementary	0.00%	0
Palm Bay High School VPK program	0.00%	0
Palm Bay Magnet High	0.00%	0
Pinewood Elementary	0.00%	0
Port Malabar Elementary	0.00%	0
Quest Elementary School	0.00%	0
Riviera Elementary	0.00%	0
Rockledge High	0.00%	0

Brevard Public Schools Elementary Parent Survey 2019-2020

Roosevelt Elementary	0.00%	0
Sabal Elementary	0.00%	0
Satellite High School VPK program	0.00%	0
Satellite High	0.00%	0
Saturn Elementary	0.00%	0
Sea Park Elementary	0.00%	0
Sherwood Elementary	0.00%	0
Pathways at Pine Grove (South Area Alternative Center)	0.00%	0
South Area Head Start	0.00%	0
South Lake Elementary	0.00%	0
Southwest Middle	0.00%	0
Space Coast Jr./Sr. High	0.00%	0
Stevenson Elementary	0.00%	0
Stone Middle	0.00%	0
Sunrise Elementary	0.00%	0
Suntree Elementary	0.00%	0
Surfside Elementary	0.00%	0
Titusville High	0.00%	0
Tropical Elementary	0.00%	0
Turner Elementary	0.00%	0
University Park Elementary	0.00%	0
Viera High School VPK program	0.00%	0
Viera High	0.00%	0
West Melbourne Elementary School for Science	0.00%	0
West Shore Jr./Sr. High	0.00%	0
Westside Elementary	0.00%	0
Williams Elementary	0.00%	0
TOTAL		103

Q2 What is your child's current grade level?

Answered: 103 Skipped: 0

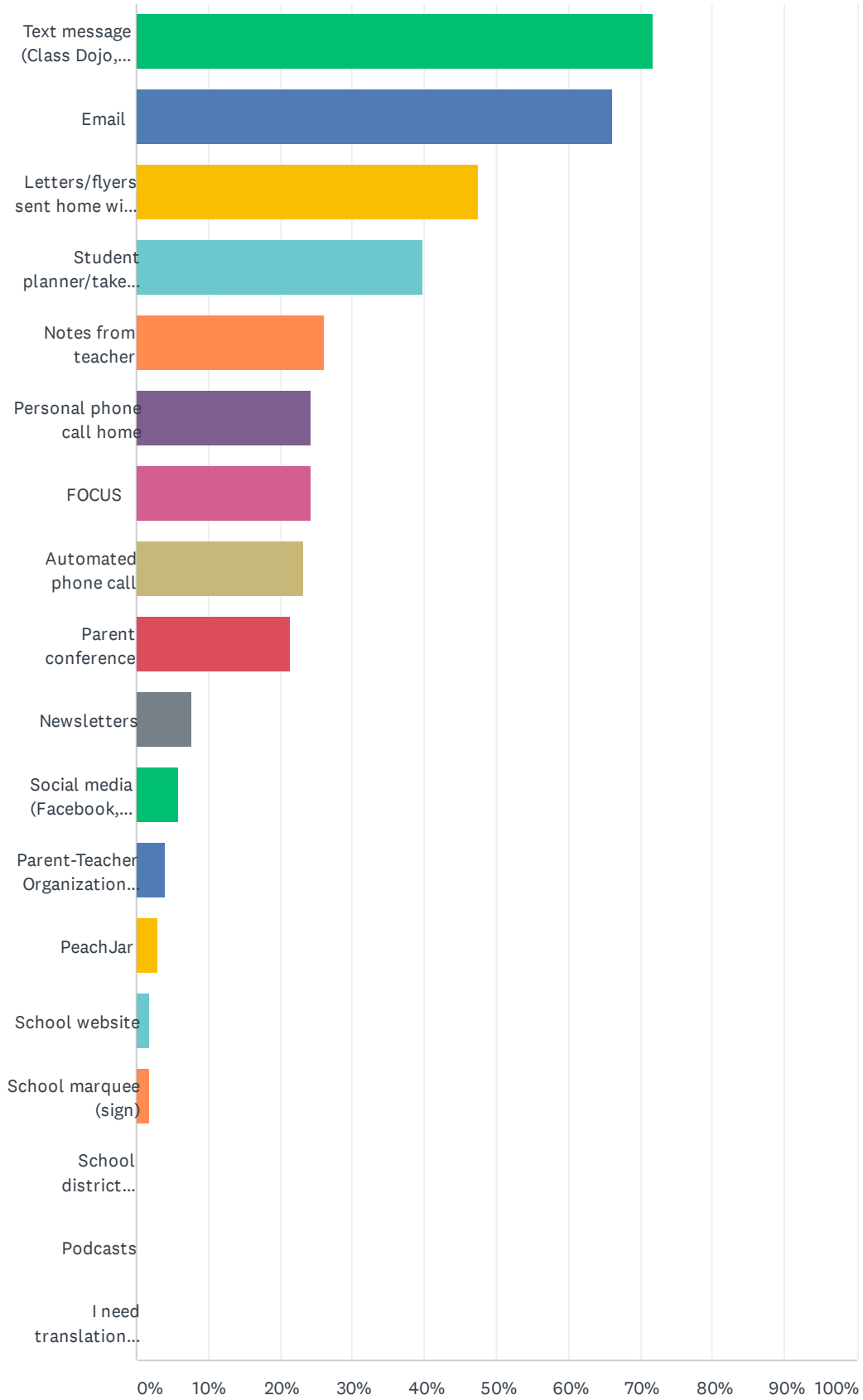


ANSWER CHOICES	RESPONSES	
K	23.30%	24
6	19.42%	20
1	18.45%	19
3	14.56%	15
5	13.59%	14
2	12.62%	13
PreK	4.85%	5
4	4.85%	5
TK-1	0.00%	0
Total Respondents: 103		

Q3 What is the best way for us to get important information regarding school events and/or your child's progress from the school? (check all that apply)

Answered: 103 Skipped: 0

Brevard Public Schools Elementary Parent Survey 2019-2020

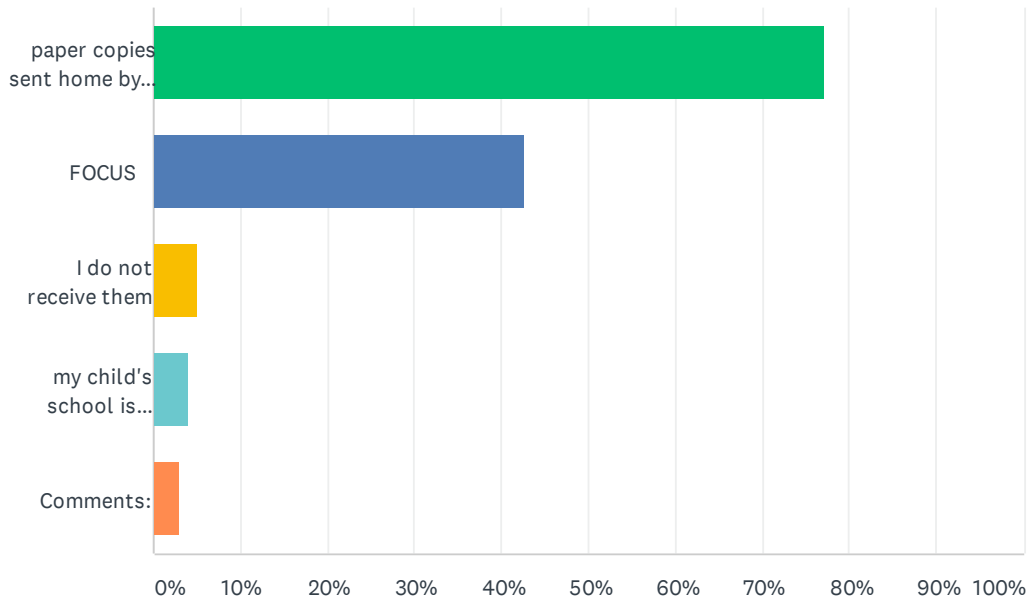


Brevard Public Schools Elementary Parent Survey 2019-2020

ANSWER CHOICES	RESPONSES	
Text message (Class Dojo, Remind)	71.84%	74
Email	66.02%	68
Letters/flyers sent home with students	47.57%	49
Student planner/take-home folder	39.81%	41
Notes from teacher	26.21%	27
Personal phone call home	24.27%	25
FOCUS	24.27%	25
Automated phone call	23.30%	24
Parent conference	21.36%	22
Newsletters	7.77%	8
Social media (Facebook, Twitter)	5.83%	6
Parent-Teacher Organization (PTO/PTA)	3.88%	4
PeachJar	2.91%	3
School website	1.94%	2
School marquee (sign)	1.94%	2
School district website	0.00%	0
Podcasts	0.00%	0
I need translation assistance	0.00%	0
Total Respondents: 103		

Q4 How do you receive interim reports and report cards?

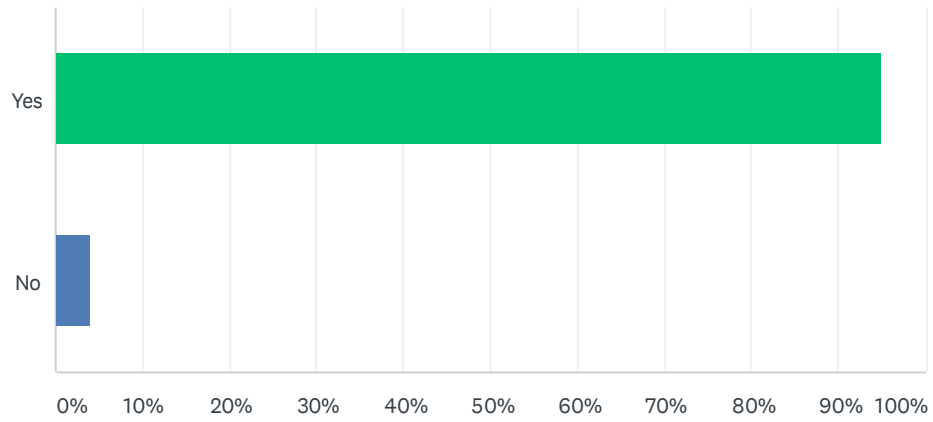
Answered: 101 Skipped: 2



ANSWER CHOICES	RESPONSES	
paper copies sent home by the school	77.23%	78
FOCUS	42.57%	43
I do not receive them	4.95%	5
my child's school is paperless	3.96%	4
Comments:	2.97%	3
Total Respondents: 101		

Q5 Do you feel welcome at your child's school?

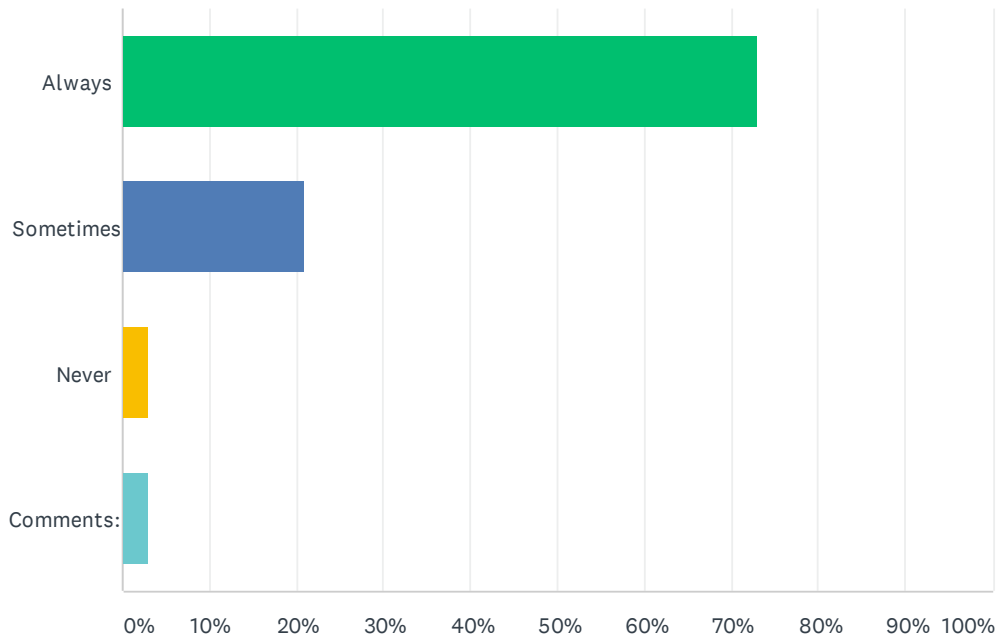
Answered: 100 Skipped: 3



ANSWER CHOICES	RESPONSES	
Yes	95.00%	95
No	4.00%	4
TOTAL		100

Q6 The office staff at my school is polite and is helpful in answering my questions or concerns.

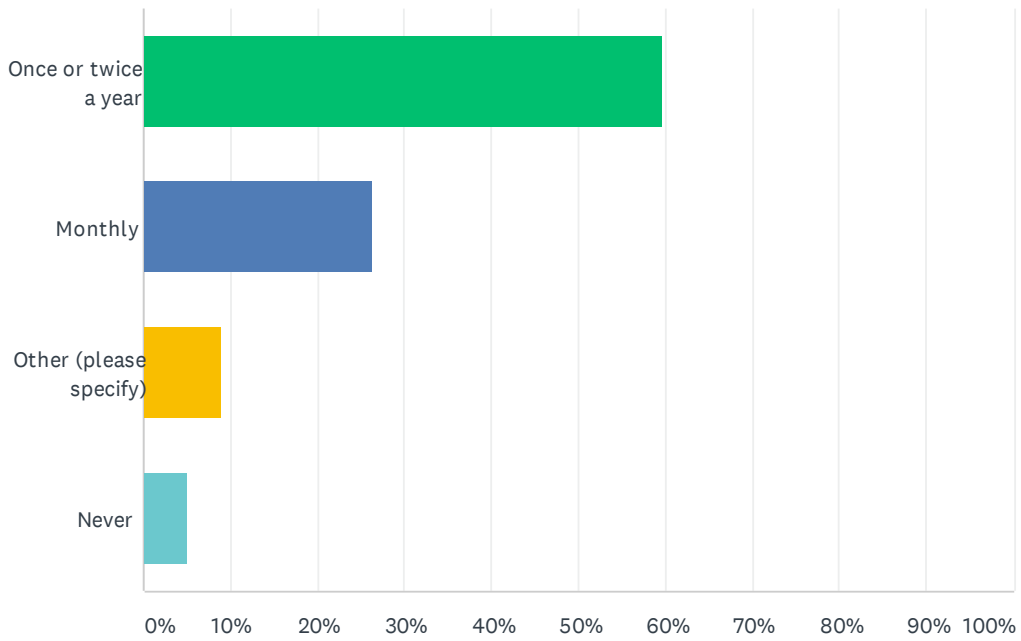
Answered: 100 Skipped: 3



ANSWER CHOICES	RESPONSES	
Always	73.00%	73
Sometimes	21.00%	21
Never	3.00%	3
Comments:	3.00%	3
TOTAL		100

Q7 In the past year, how often did you attend a parent meeting or event at your child's school that supported your child's academic success?

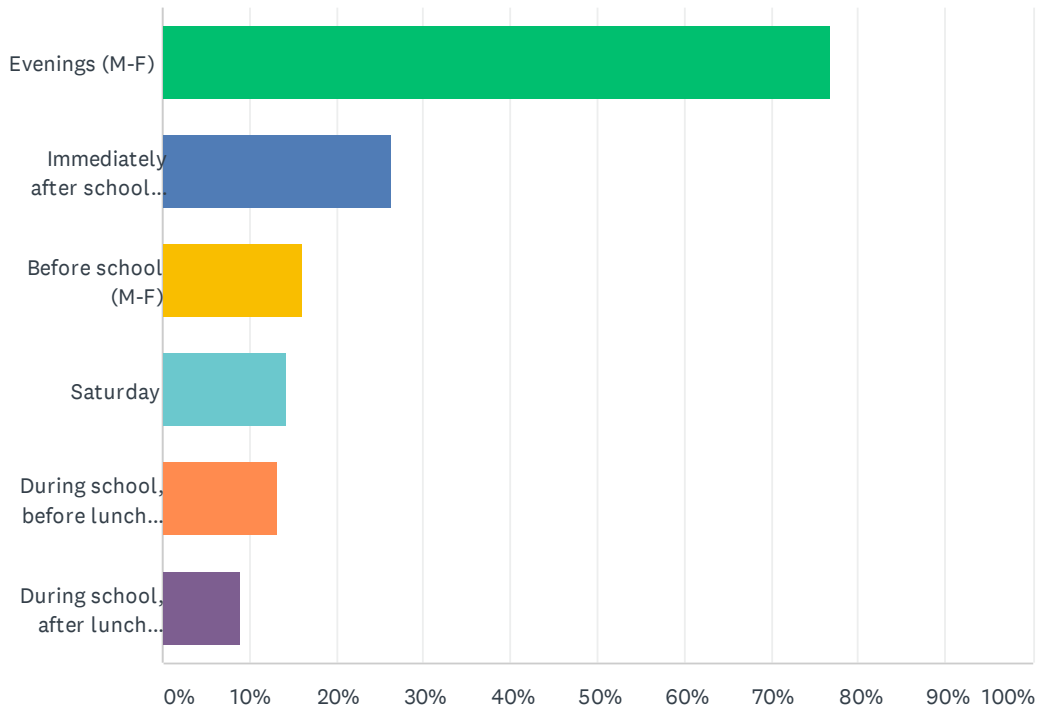
Answered: 99 Skipped: 4



ANSWER CHOICES	RESPONSES	
Once or twice a year	59.60%	59
Monthly	26.26%	26
Other (please specify)	9.09%	9
Never	5.05%	5
TOTAL		99

Q8 When is the best time for you to attend a school event for families?

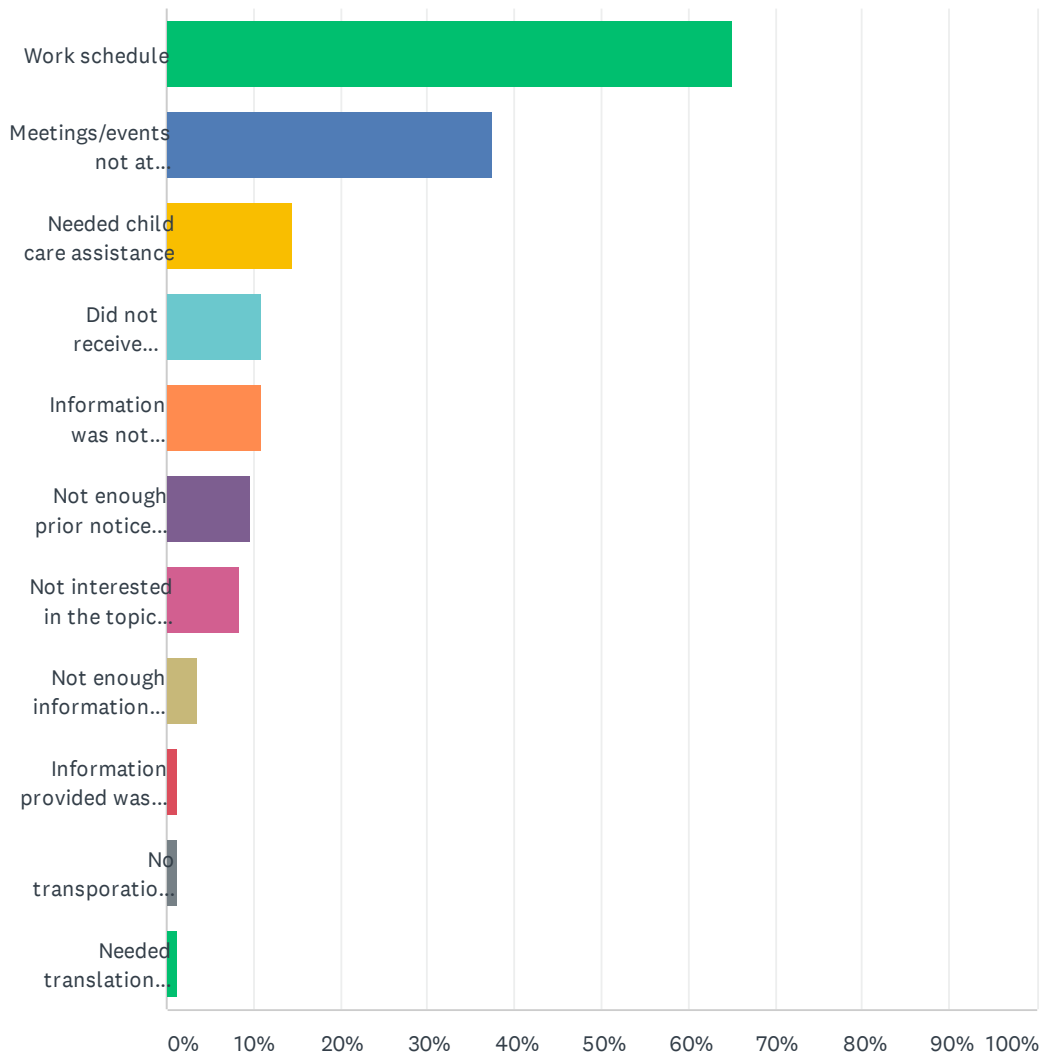
Answered: 99 Skipped: 4



ANSWER CHOICES	RESPONSES
Evenings (M-F)	76.77% 76
Immediately after school (M-F)	26.26% 26
Before school (M-F)	16.16% 16
Saturday	14.14% 14
During school, before lunch (M-F)	13.13% 13
During school, after lunch (M-F)	9.09% 9
Total Respondents: 99	

Q9 If you were unable to attend informational meetings or academic events, please share why. (Check all that apply)

Answered: 83 Skipped: 20

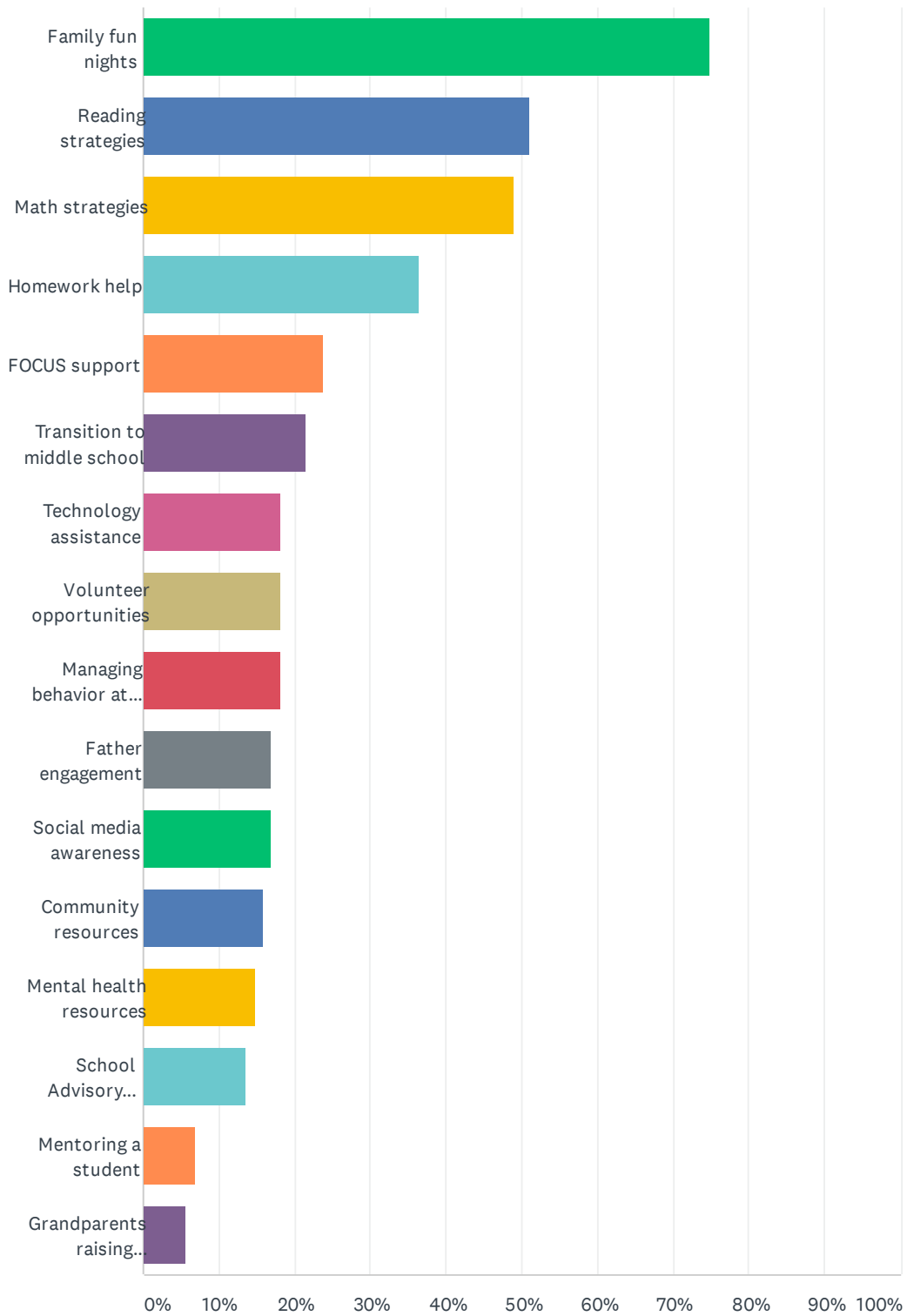


Brevard Public Schools Elementary Parent Survey 2019-2020

ANSWER CHOICES	RESPONSES	
Work schedule	65.06%	54
Meetings/events not at convenient times	37.35%	31
Needed child care assistance	14.46%	12
Did not receive information about meetings/events	10.84%	9
Information was not relevant to me/my child	10.84%	9
Not enough prior notice provided	9.64%	8
Not interested in the topics presented	8.43%	7
Not enough information provided	3.61%	3
Information provided was difficult to understand	1.20%	1
No transportation to get to meetings/events	1.20%	1
Needed translation services	1.20%	1
Total Respondents: 83		

Q10 Which of the following informational meetings and activities would you participate in or attend?

Answered: 88 Skipped: 15



Brevard Public Schools Elementary Parent Survey 2019-2020

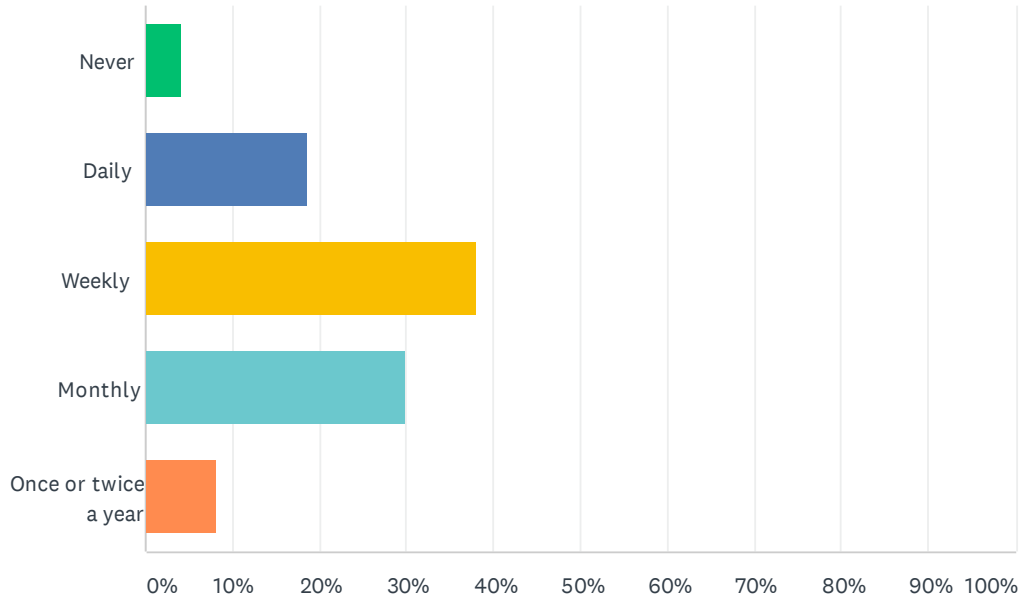
ANSWER CHOICES	RESPONSES	
Family fun nights	75.00%	66
Reading strategies	51.14%	45
Math strategies	48.86%	43
Homework help	36.36%	32
FOCUS support	23.86%	21
Transition to middle school	21.59%	19
Technology assistance	18.18%	16
Volunteer opportunities	18.18%	16
Managing behavior at home	18.18%	16
Father engagement	17.05%	15
Social media awareness	17.05%	15
Community resources	15.91%	14
Mental health resources	14.77%	13
School Advisory Council (SAC) or Parent-Teacher Organization (PTO/PTA)	13.64%	12
Mentoring a student	6.82%	6
Grandparents raising grandchildren	5.68%	5
Total Respondents: 88		

Q11 In what ways can family engagement be strengthened at your child's school?

Answered: 36 Skipped: 67

Q12 How often do you communicate with your child's teachers?

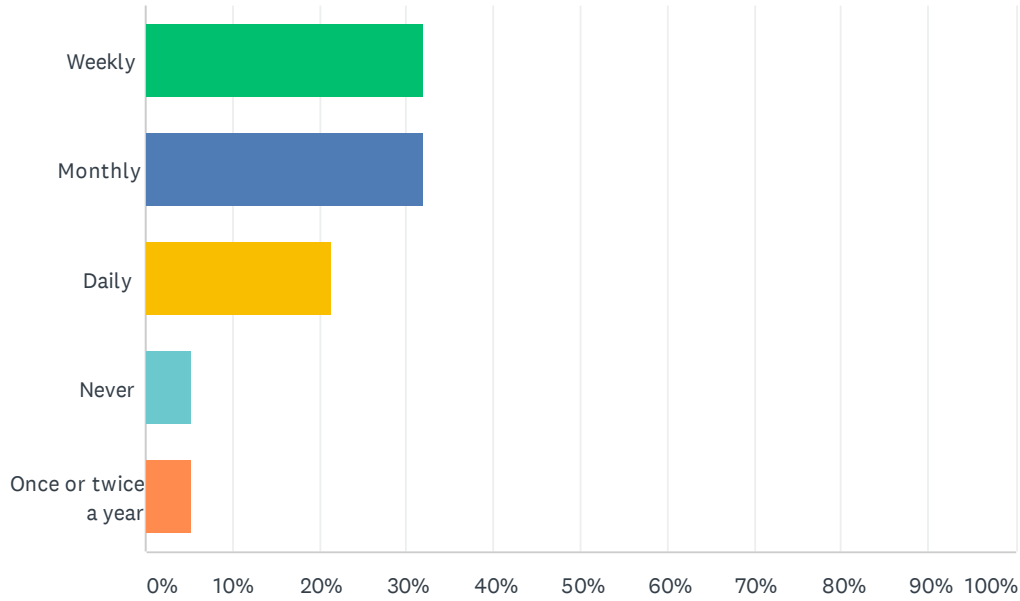
Answered: 97 Skipped: 6



ANSWER CHOICES	RESPONSES	
Never	4.12%	4
Daily	18.56%	18
Weekly	38.14%	37
Monthly	29.90%	29
Once or twice a year	8.25%	8
TOTAL		97

Q13 How often does your child's teacher communicate with you about your child's progress?

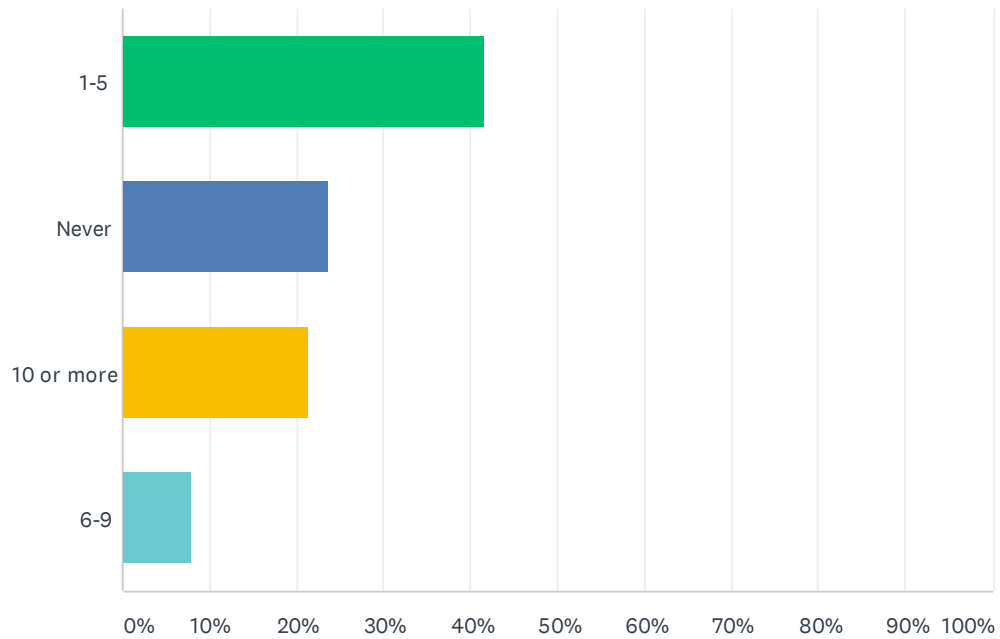
Answered: 94 Skipped: 9



ANSWER CHOICES	RESPONSES	
Weekly	31.91%	30
Monthly	31.91%	30
Daily	21.28%	20
Never	5.32%	5
Once or twice a year	5.32%	5
TOTAL		94

Q14 How many times per month do you access your child's grades and attendance information through FOCUS?

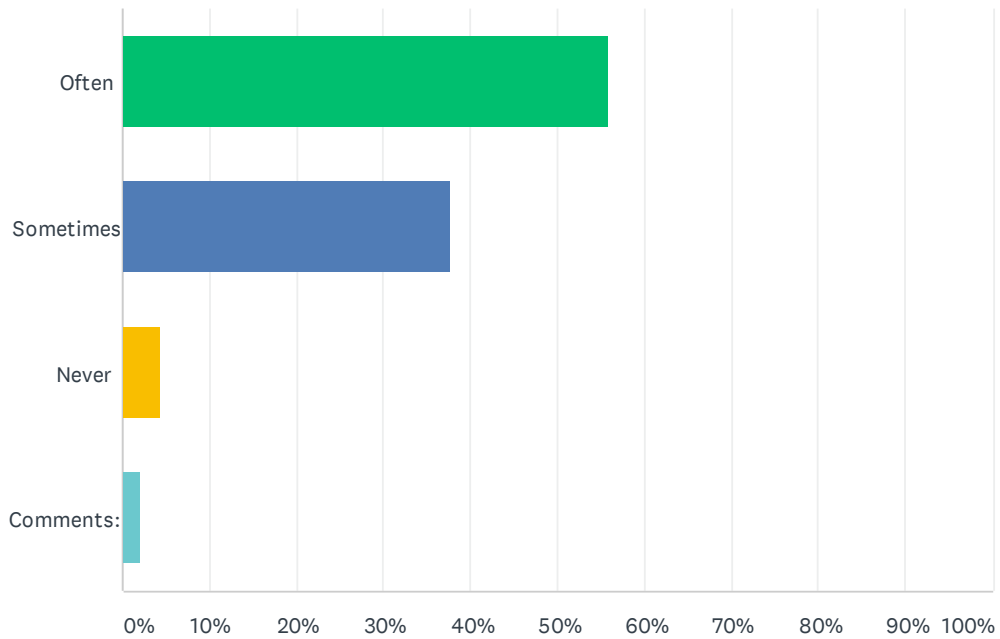
Answered: 89 Skipped: 14



ANSWER CHOICES	RESPONSES
1-5	41.57% 37
Never	23.60% 21
10 or more	21.35% 19
6-9	7.87% 7
TOTAL	89

Q15 How often does your child's school or teachers provide you with information about ways you can help your child's learning at home?

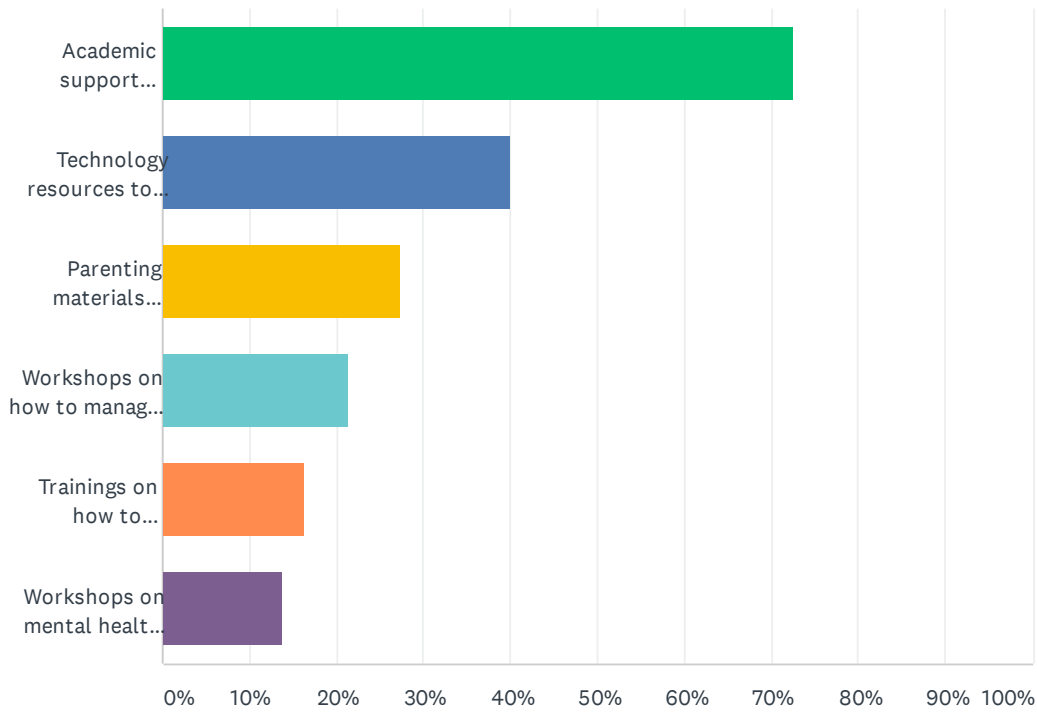
Answered: 93 Skipped: 10



ANSWER CHOICES	RESPONSES	
Often	55.91%	52
Sometimes	37.63%	35
Never	4.30%	4
Comments:	2.15%	2
TOTAL		93

Q16 What types of family engagement resources would you use if they were provided at your school?

Answered: 80 Skipped: 23



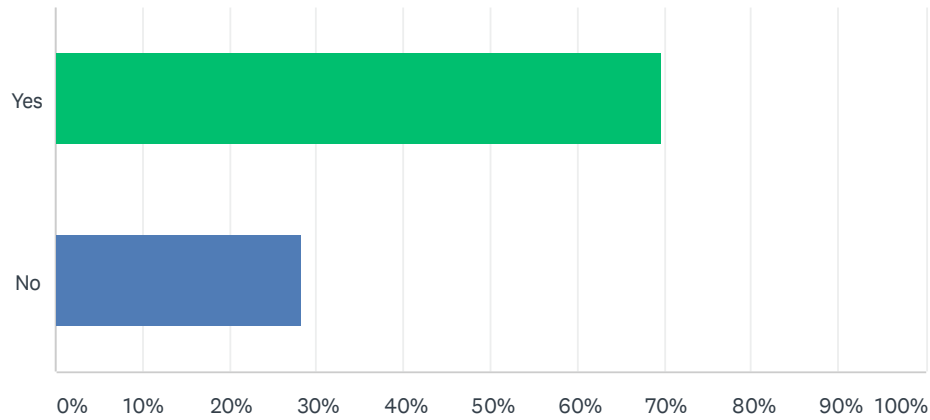
ANSWER CHOICES	RESPONSES	
Academic support materials for families to use at home	72.50%	58
Technology resources to support learning at home	40.00%	32
Parenting materials (articles and books for check out)	27.50%	22
Workshops on how to manage behaviors at home	21.25%	17
Trainings on how to participate in school decision-making committees	16.25%	13
Workshops on mental health resources	13.75%	11
Total Respondents: 80		

Q17 What can Brevard Public Schools do to ensure your child is successful in elementary school?

Answered: 46 Skipped: 57

Q18 Have you been given opportunities to provide input and feedback into school decisions (school improvement, Title I services, event planning, discipline)?

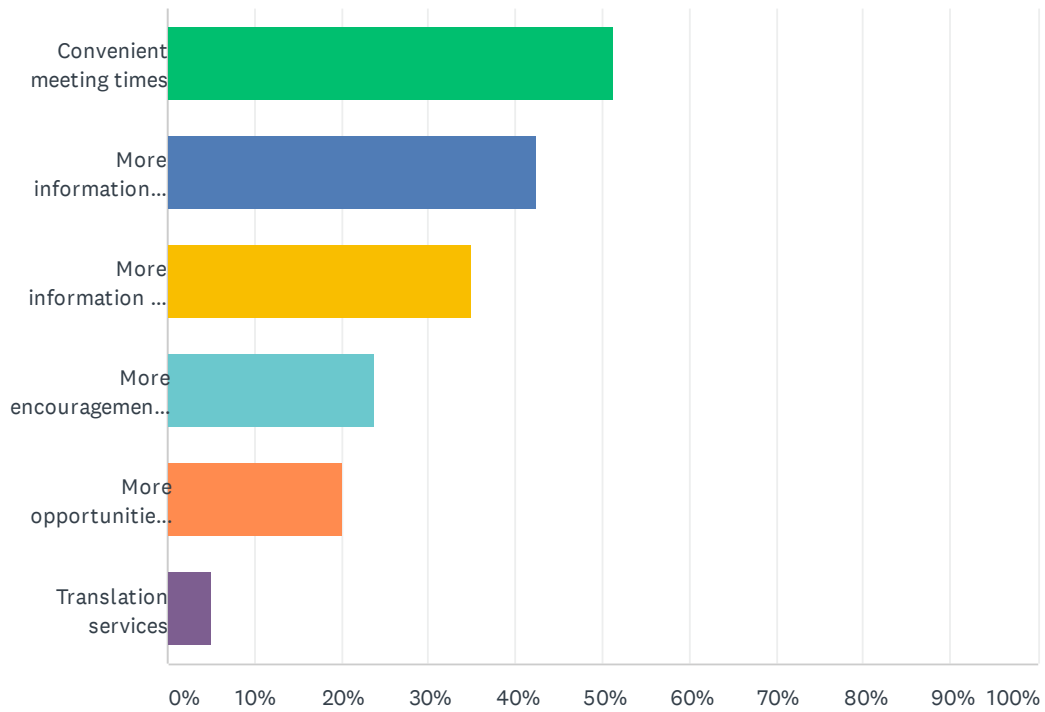
Answered: 92 Skipped: 11



ANSWER CHOICES	RESPONSES	
Yes	69.57%	64
No	28.26%	26
TOTAL		92

Q19 How could your school assist you in playing a more active role in school decision-making?

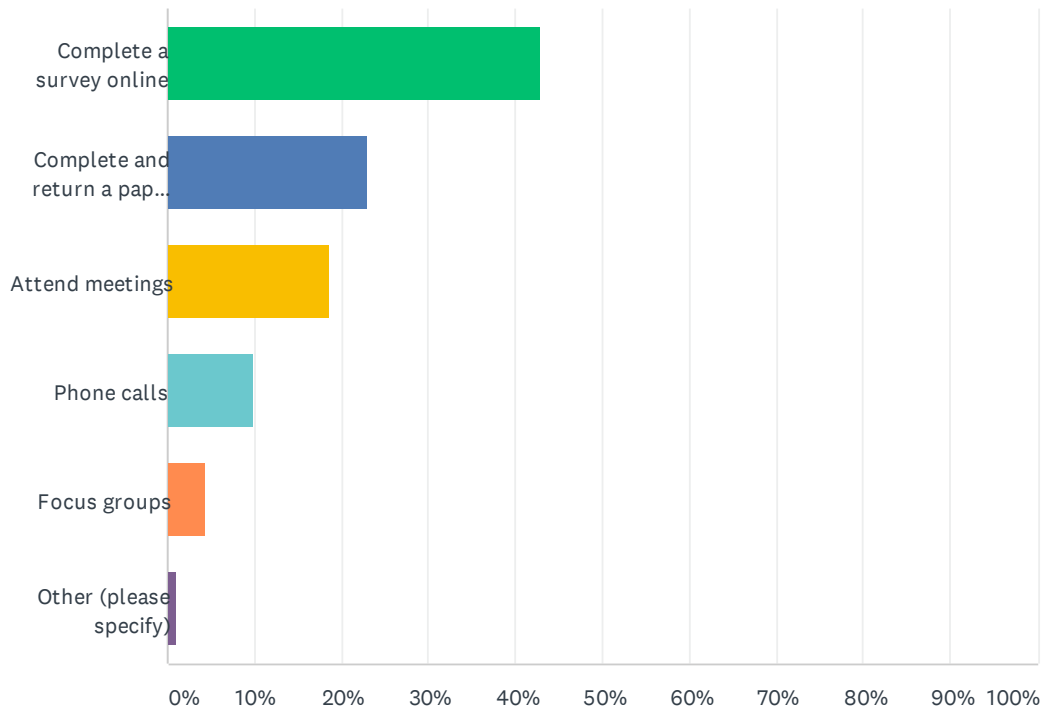
Answered: 80 Skipped: 23



ANSWER CHOICES	RESPONSES	
Convenient meeting times	51.25%	41
More information about school issues to be addressed	42.50%	34
More information on how to become engaged	35.00%	28
More encouragement from the school to become engaged	23.75%	19
More opportunities to share my opinion about school issues	20.00%	16
Translation services	5.00%	4
Total Respondents: 80		

Q20 What is the best way for you to provide input regarding your child's school?

Answered: 91 Skipped: 12



ANSWER CHOICES	RESPONSES	
Complete a survey online	42.86%	39
Complete and return a paper survey	23.08%	21
Attend meetings	18.68%	17
Phone calls	9.89%	9
Focus groups	4.40%	4
Other (please specify)	1.10%	1
TOTAL		91

Q21 What do you feel is working well at your child's school? (This is your chance to brag about your school and share what you like about it!)

Answered: 58 Skipped: 45

Q22 What do you feel is not working, difficult, and/or needs improvement at your child's school? (This is your chance to tell us what you would like to see changed.)

Answered: 44 Skipped: 59