


Q1 What school does your child attend?

Answered: 288 Skipped: 0

Brevard Public Schools Middle School Parent Survey 2019-2020

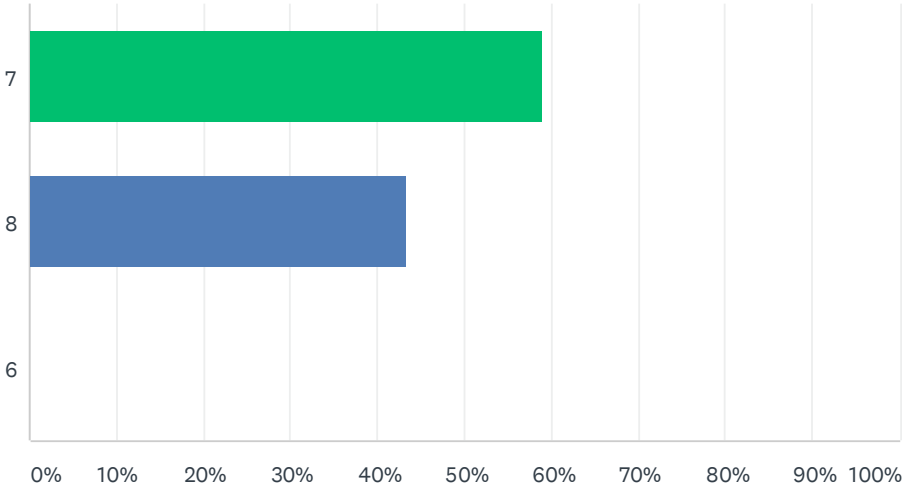


Brevard Public Schools Middle School Parent Survey 2019-2020

ANSWER CHOICES	RESPONSES	
Central Middle School	100.00%	288
Brevard Virtual Instruction Program (BVIP)	0.00%	0
Cocoa Beach Jr./Sr. High	0.00%	0
Cocoa High	0.00%	0
DeLaura Middle School	0.00%	0
Edgewood Jr./Sr. High	0.00%	0
Hoover Middle School	0.00%	0
Jackson Middle School	0.00%	0
Jefferson Middle School	0.00%	0
Johnson Middle School	0.00%	0
Kennedy Middle School	0.00%	0
Madison Middle School	0.00%	0
McNair Magnet	0.00%	0
Pathways at Gardendale (North/Central Area Alternative Center)	0.00%	0
Pathways at Pine Grove (South Area Alternative Center)	0.00%	0
Southwest Middle School	0.00%	0
Space Coast Jr./Sr. High	0.00%	0
Stone Middle School	0.00%	0
West Shore Jr./Sr. High	0.00%	0
TOTAL		288

Q2 What is your child's current grade level?

Answered: 288 Skipped: 0

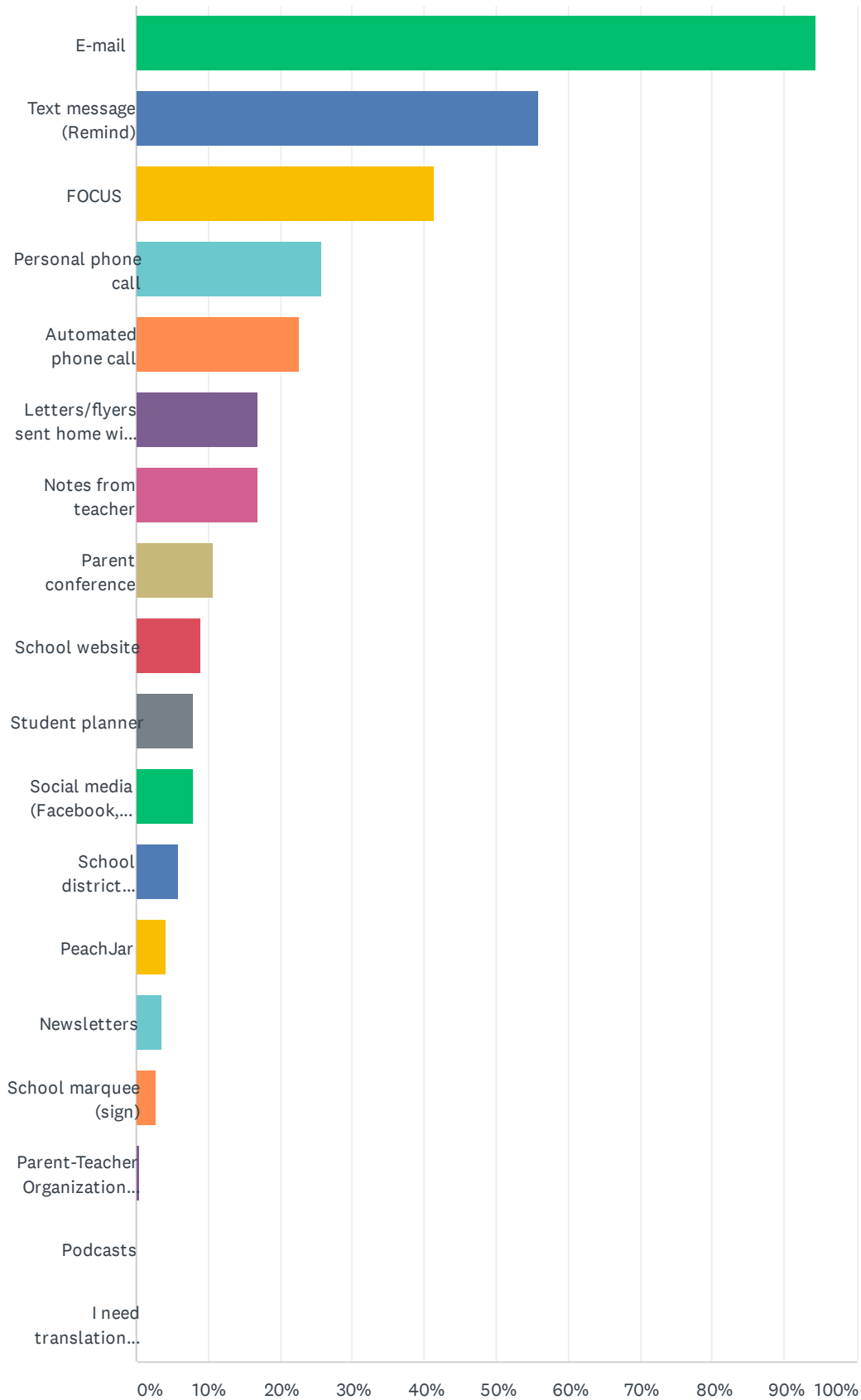


ANSWER CHOICES	RESPONSES	
7	59.03%	170
8	43.40%	125
6	0.00%	0
Total Respondents: 288		

Q3 What is the best way for us to get important information regarding school events or your child's progress to you? (Check all that apply)

Answered: 288 Skipped: 0

Brevard Public Schools Middle School Parent Survey 2019-2020

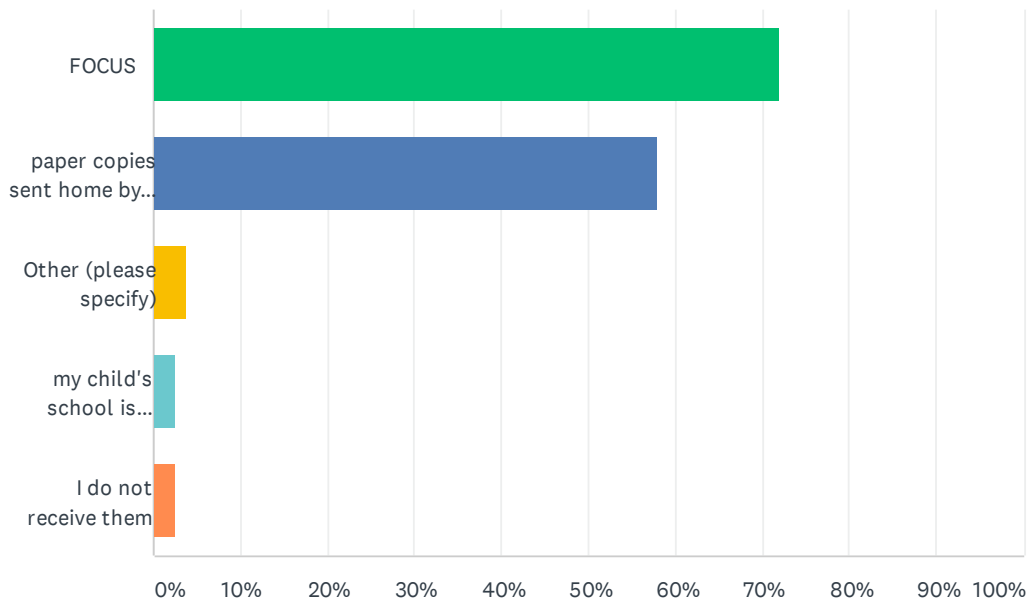


Brevard Public Schools Middle School Parent Survey 2019-2020

ANSWER CHOICES	RESPONSES	
E-mail	94.44%	272
Text message (Remind)	55.90%	161
FOCUS	41.32%	119
Personal phone call	25.69%	74
Automated phone call	22.57%	65
Letters/flyers sent home with students	17.01%	49
Notes from teacher	17.01%	49
Parent conference	10.76%	31
School website	9.03%	26
Student planner	7.99%	23
Social media (Facebook, Twitter)	7.99%	23
School district website	5.90%	17
PeachJar	4.17%	12
Newsletters	3.47%	10
School marquee (sign)	2.78%	8
Parent-Teacher Organization (PTO/PTA)	0.35%	1
Podcasts	0.00%	0
I need translation assistance	0.00%	0
Total Respondents: 288		

Q4 How do you receive interim reports and report cards?

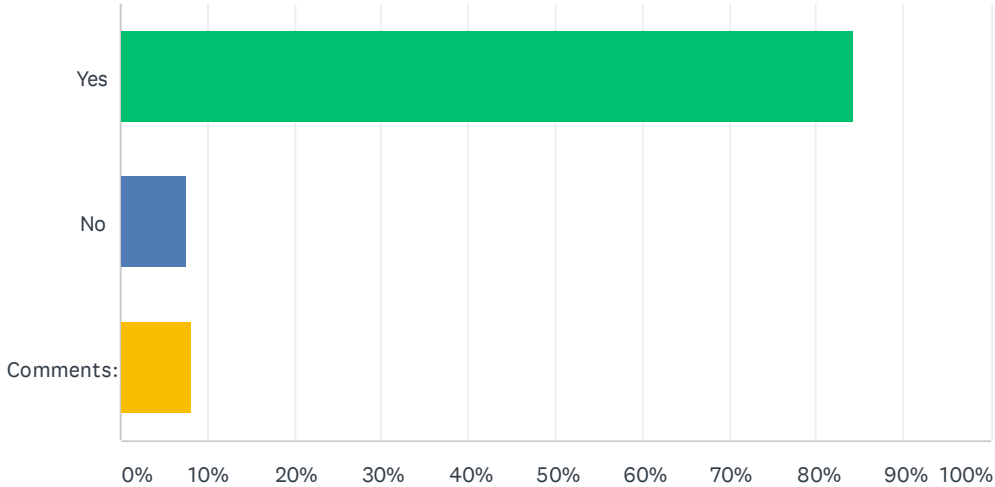
Answered: 286 Skipped: 2



ANSWER CHOICES	RESPONSES	COUNT
FOCUS	72.03%	206
paper copies sent home by the school	58.04%	166
Other (please specify)	3.85%	11
my child's school is paperless	2.45%	7
I do not receive them	2.45%	7
Total Respondents: 286		

Q5 Do you feel welcome at your child's school?

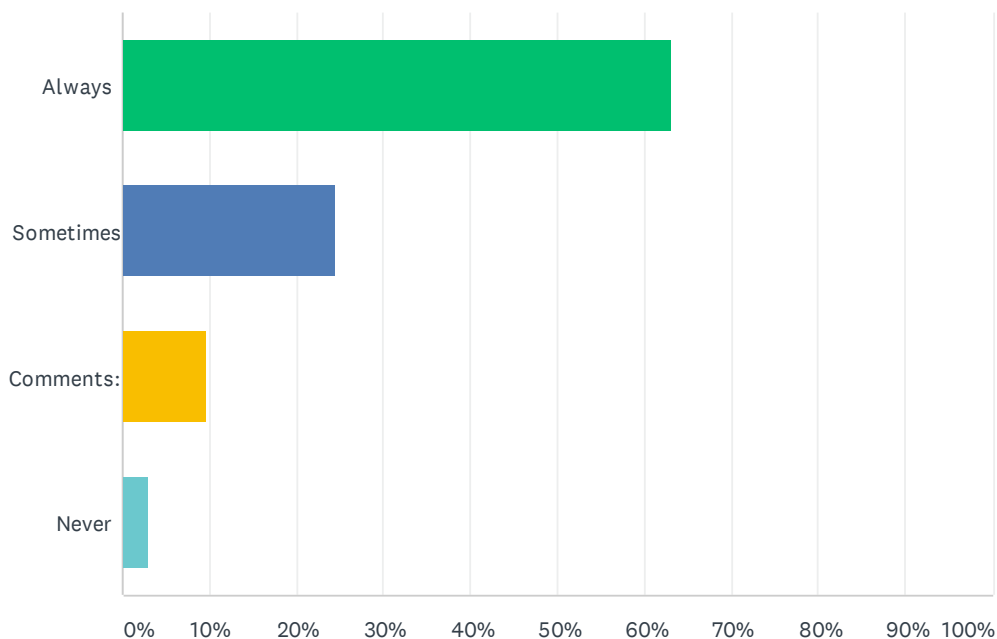
Answered: 281 Skipped: 7



ANSWER CHOICES	RESPONSES	
Yes	84.34%	237
No	7.47%	21
Comments:	8.19%	23
TOTAL		281

Q6 The office staff at my school is polite and is helpful in answering my questions or concerns.

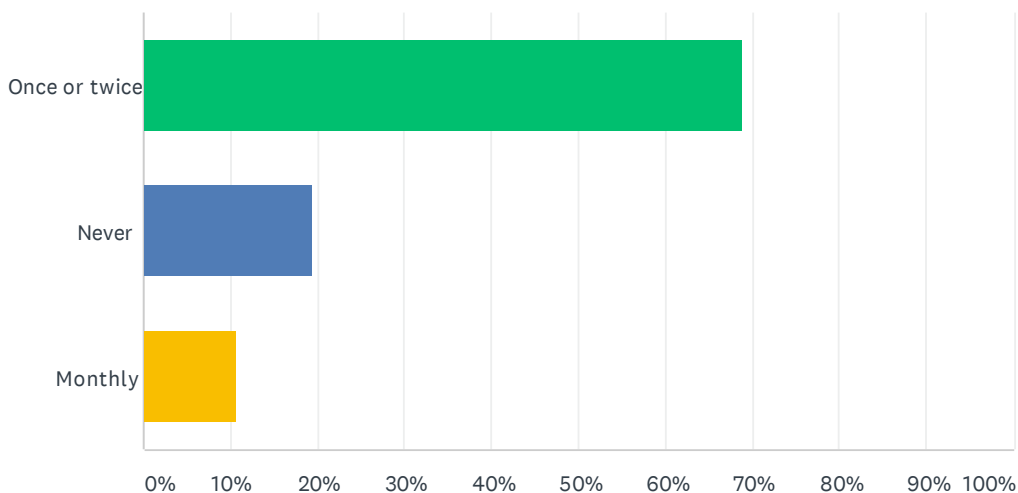
Answered: 282 Skipped: 6



ANSWER CHOICES	RESPONSES	
Always	63.12%	178
Sometimes	24.47%	69
Comments:	9.57%	27
Never	2.84%	8
TOTAL		282

Q7 In the past year, how often did you attend a parent meeting or event at your child's school that supported your child's academic success?

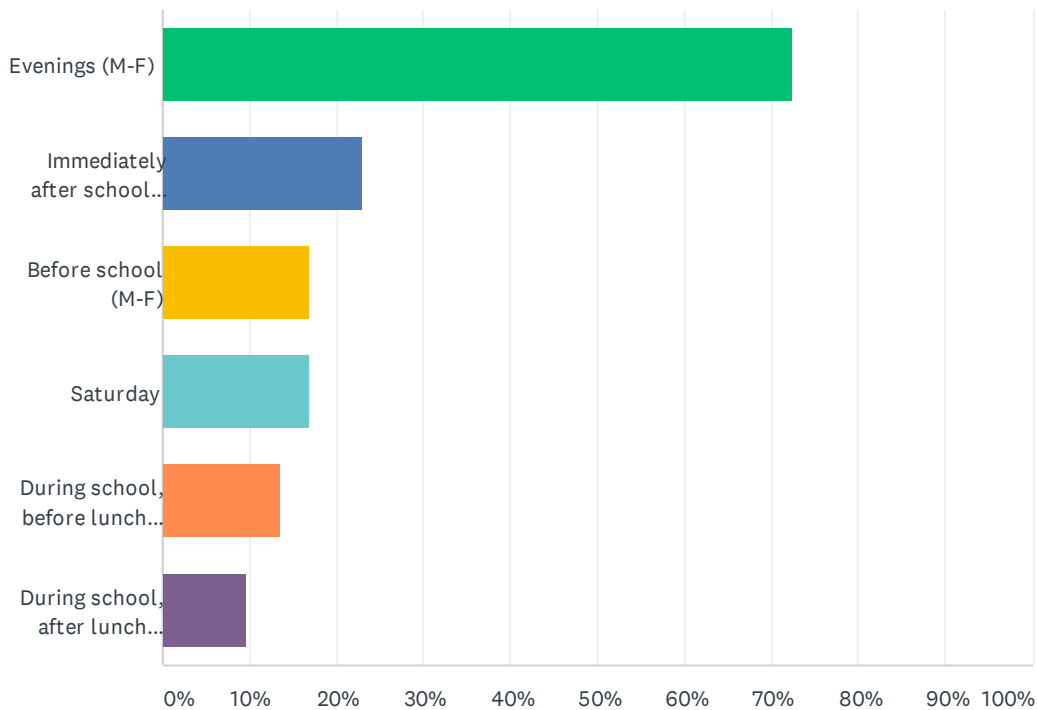
Answered: 282 Skipped: 6



ANSWER CHOICES	RESPONSES	
Once or twice	68.79%	194
Never	19.50%	55
Monthly	10.64%	30
TOTAL		282

Q8 When is the best time for you to attend a school event for families?

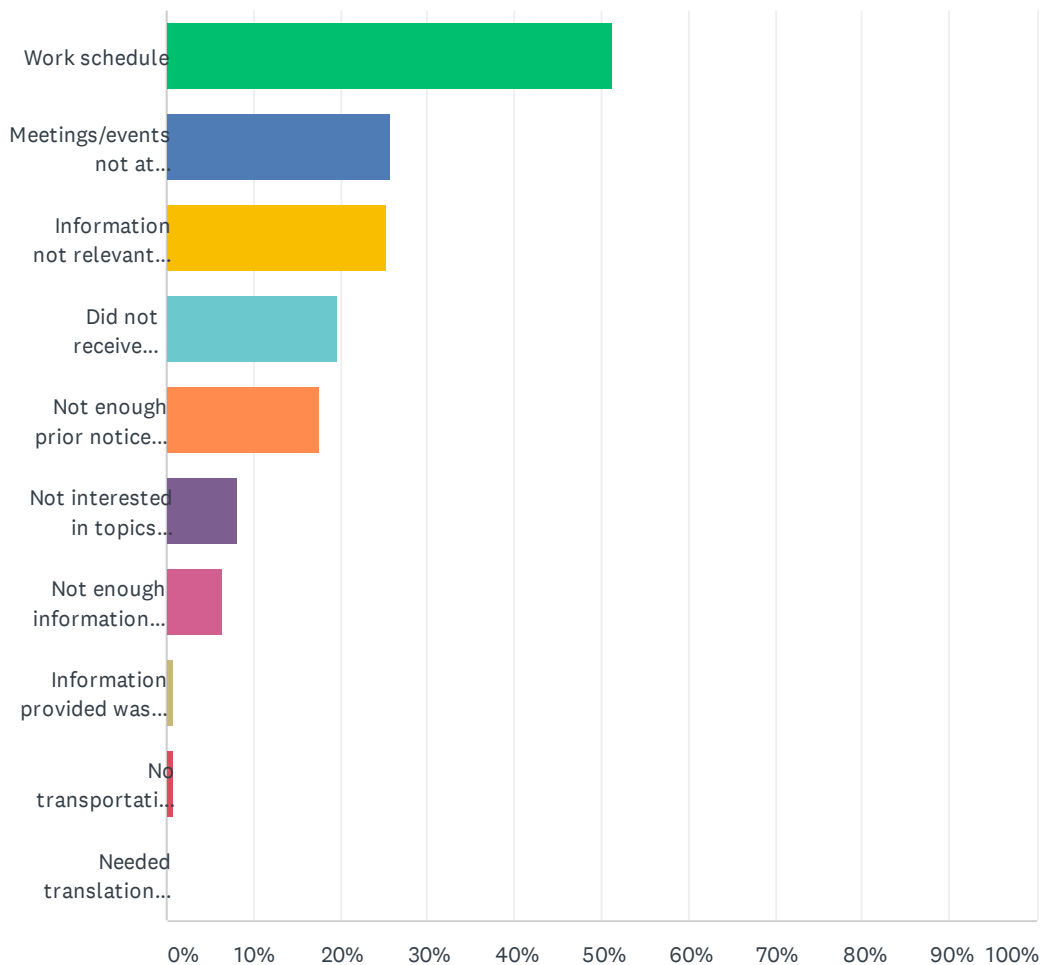
Answered: 279 Skipped: 9



ANSWER CHOICES	RESPONSES	
Evenings (M-F)	72.40%	202
Immediately after school (M-F)	22.94%	64
Before school (M-F)	16.85%	47
Saturday	16.85%	47
During school, before lunch (M-F)	13.62%	38
During school, after lunch (M-F)	9.68%	27
Total Respondents: 279		

Q9 If you were unable to attend informational meetings or academic events, please share why. (Check all that apply)

Answered: 234 Skipped: 54

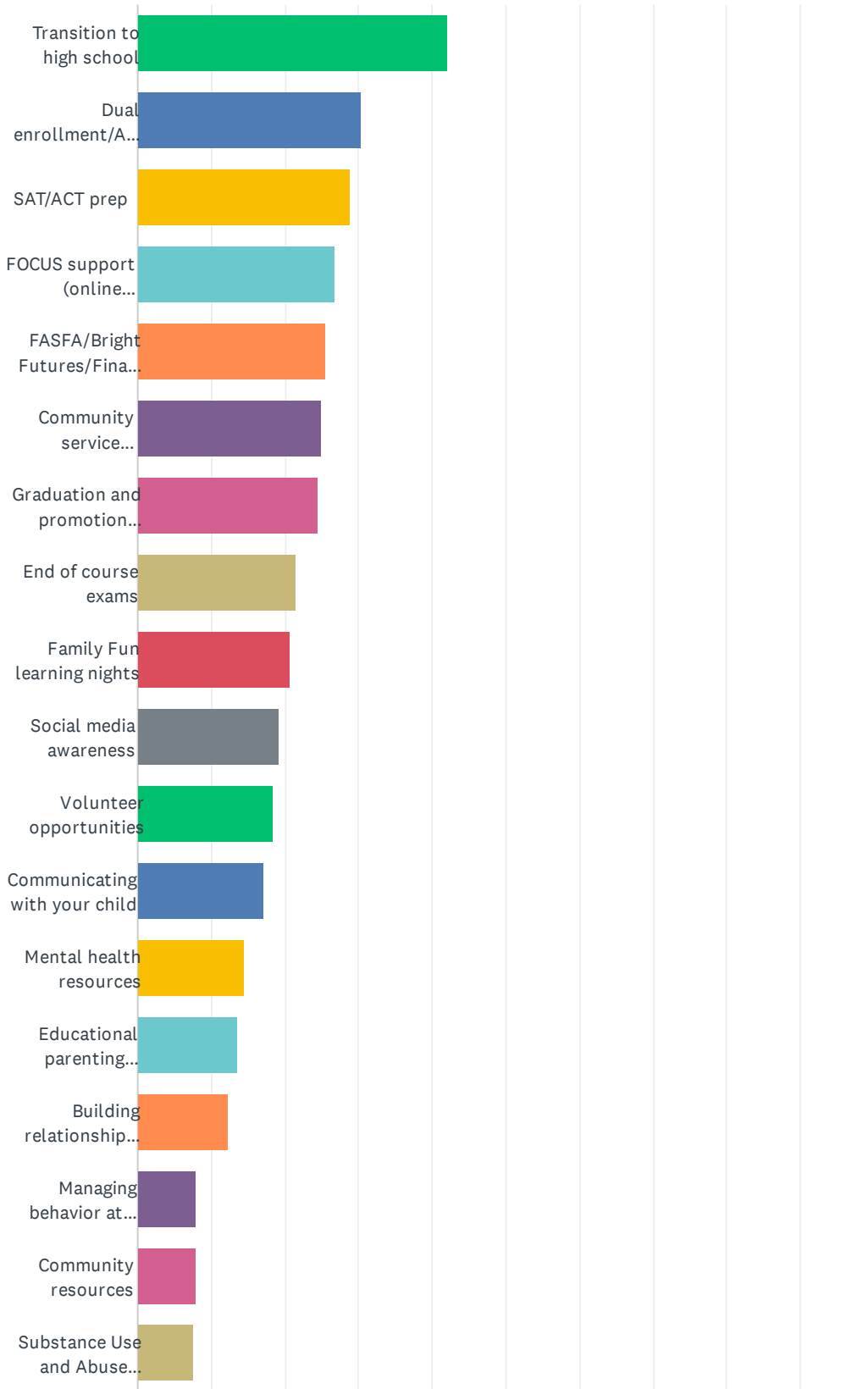


Brevard Public Schools Middle School Parent Survey 2019-2020

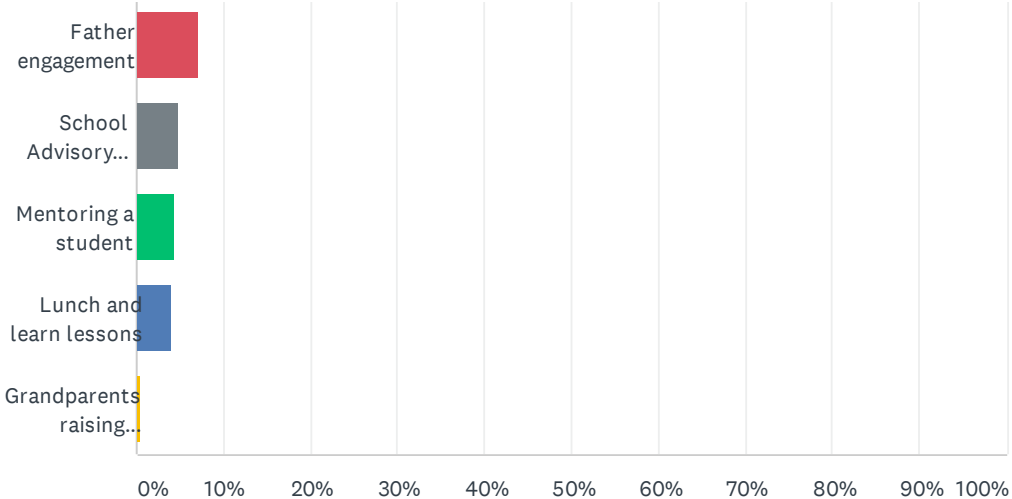
ANSWER CHOICES	RESPONSES	
Work schedule	51.28%	120
Meetings/events not at convenient times	25.64%	60
Information not relevant to me/my child	25.21%	59
Did not receive information about meetings/events	19.66%	46
Not enough prior notice provided	17.52%	41
Not interested in topics presented	8.12%	19
Not enough information provided	6.41%	15
Information provided was difficult to understand	0.85%	2
No transportation to get to meetings/events	0.85%	2
Needed translation services	0.00%	0
Total Respondents: 234		

Q10 Which of the following informational meetings and activities would you be interested in participating in or attending? (Check all that apply)

Answered: 228 Skipped: 60



Brevard Public Schools Middle School Parent Survey 2019-2020



Brevard Public Schools Middle School Parent Survey 2019-2020

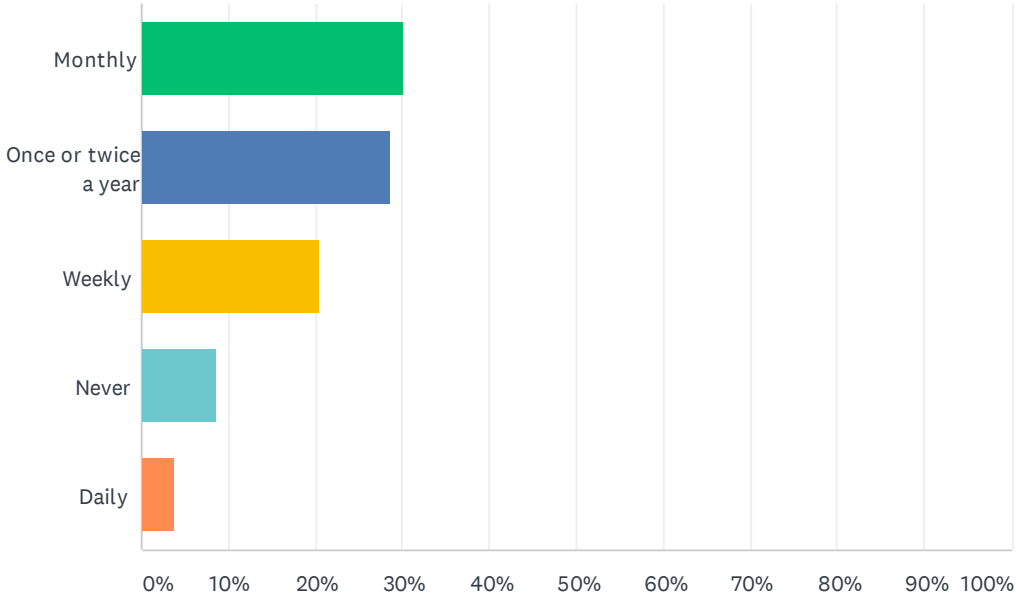
ANSWER CHOICES	RESPONSES	
Transition to high school	42.11%	96
Dual enrollment/Advanced Placement courses	30.26%	69
SAT/ACT prep	28.95%	66
FOCUS support (online gradebook, absences and teacher webpages)	26.75%	61
FASFA/Bright Futures/Financial aid options	25.44%	58
Community service projects with staff/students	25.00%	57
Graduation and promotion requirements	24.56%	56
End of course exams	21.49%	49
Family Fun learning nights	20.61%	47
Social media awareness	19.30%	44
Volunteer opportunities	18.42%	42
Communicating with your child	17.11%	39
Mental health resources	14.47%	33
Educational parenting workshops/classes	13.60%	31
Building relationships with your child	12.28%	28
Managing behavior at home	7.89%	18
Community resources	7.89%	18
Substance Use and Abuse (alcohol, street drugs, vaping, prescription drugs)	7.46%	17
Father engagement	7.02%	16
School Advisory Council (SAC) or Parent Teacher Organization (PTO)	4.82%	11
Mentoring a student	4.39%	10
Lunch and learn lessons	3.95%	9
Grandparents raising grandchildren	0.44%	1
Total Respondents: 228		

Q11 In what ways can family engagement be strengthened at your child's school?

Answered: 108 Skipped: 180

Q12 How often do you communicate with your child's teachers?

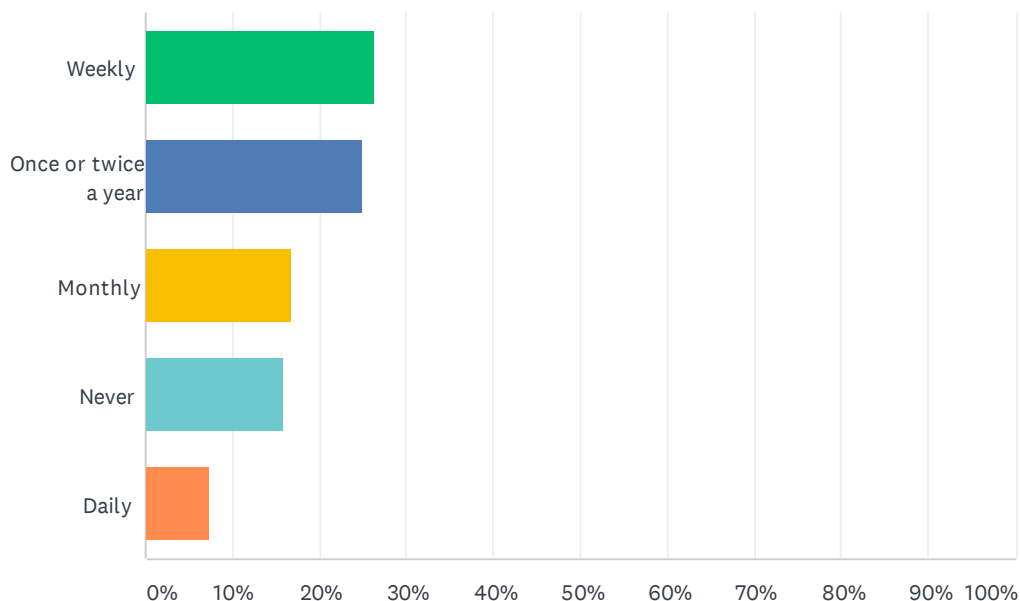
Answered: 259 Skipped: 29



ANSWER CHOICES	RESPONSES	
Monthly	30.12%	78
Once or twice a year	28.57%	74
Weekly	20.46%	53
Never	8.49%	22
Daily	3.86%	10
TOTAL		259

Q13 How often do your child's teachers communicate with you about your child's progress?

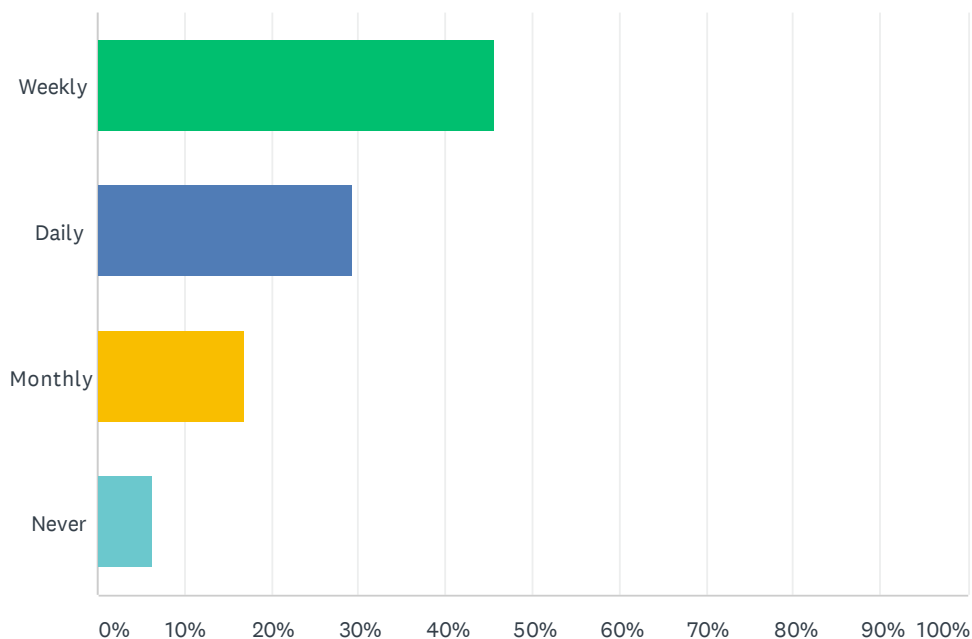
Answered: 258 Skipped: 30



ANSWER CHOICES	RESPONSES	
Weekly	26.36%	68
Once or twice a year	24.81%	64
Monthly	16.67%	43
Never	15.89%	41
Daily	7.36%	19
TOTAL		258

Q14 How often do you access your child's grades and attendance information through FOCUS?

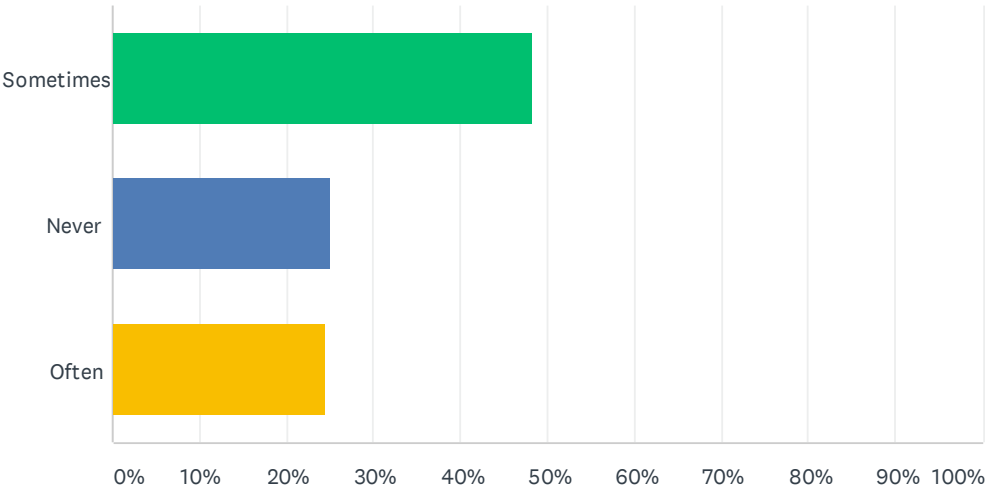
Answered: 259 Skipped: 29



ANSWER CHOICES	RESPONSES	
Weekly	45.56%	118
Daily	29.34%	76
Monthly	16.99%	44
Never	6.18%	16
TOTAL		259

Q15 How often does your child's school or teachers provide you with information about ways you can help your child's learning at home?

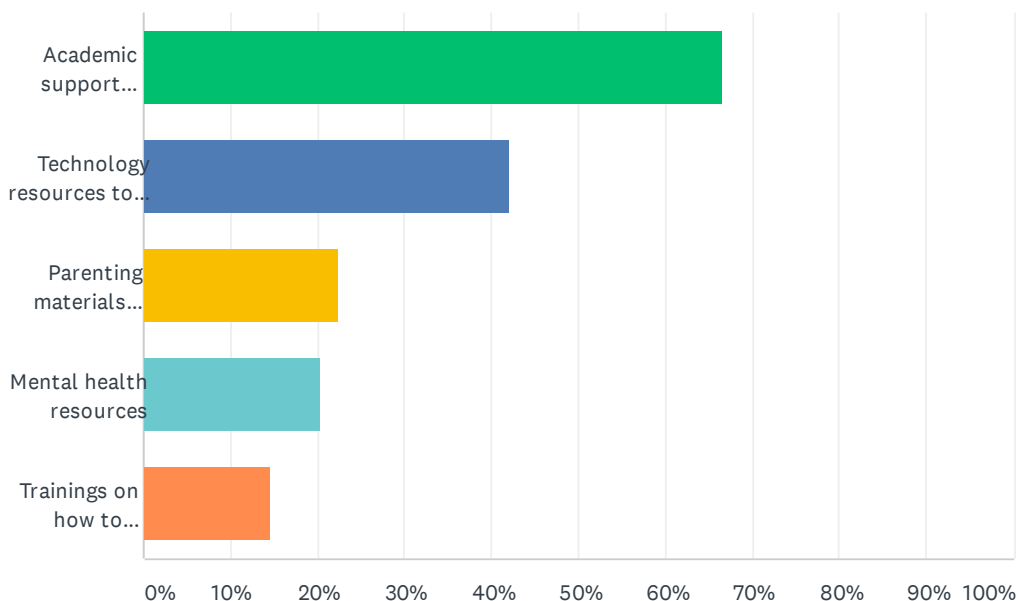
Answered: 250 Skipped: 38



ANSWER CHOICES	RESPONSES	
Sometimes	48.40%	121
Never	25.20%	63
Often	24.40%	61
TOTAL		250

Q16 What types of family engagement resources would you use if they were provided at your school?

Answered: 197 Skipped: 91



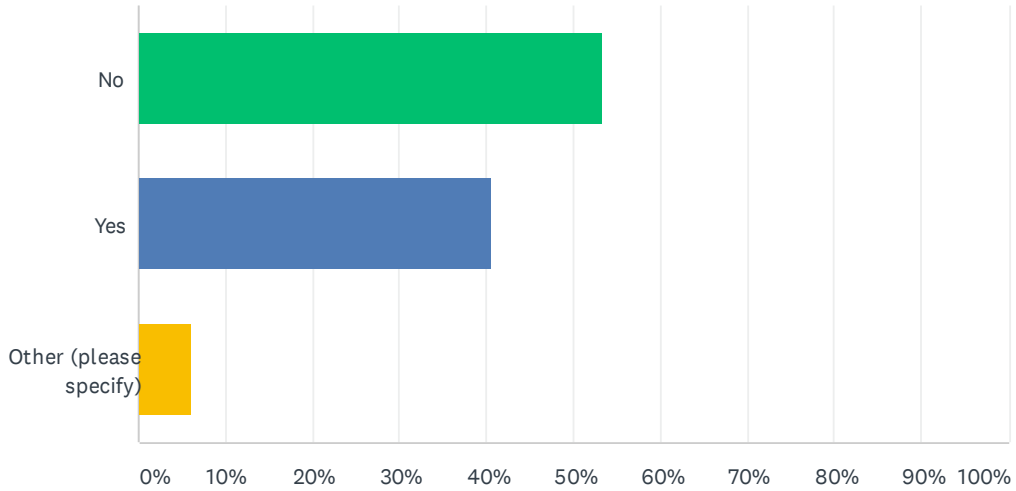
ANSWER CHOICES	RESPONSES	
Academic support materials for families to use at home	66.50%	131
Technology resources to support learning at home	42.13%	83
Parenting materials (books and articles for check out)	22.34%	44
Mental health resources	20.30%	40
Trainings on how to participate in school decision-making committees	14.72%	29
Total Respondents: 197		

Q17 What support do you need from the school to ensure your child's success in middle school?

Answered: 142 Skipped: 146

Q18 Have you been given opportunities to provide input and feedback into school decisions (school improvement, Title I services, event planning, discipline)?

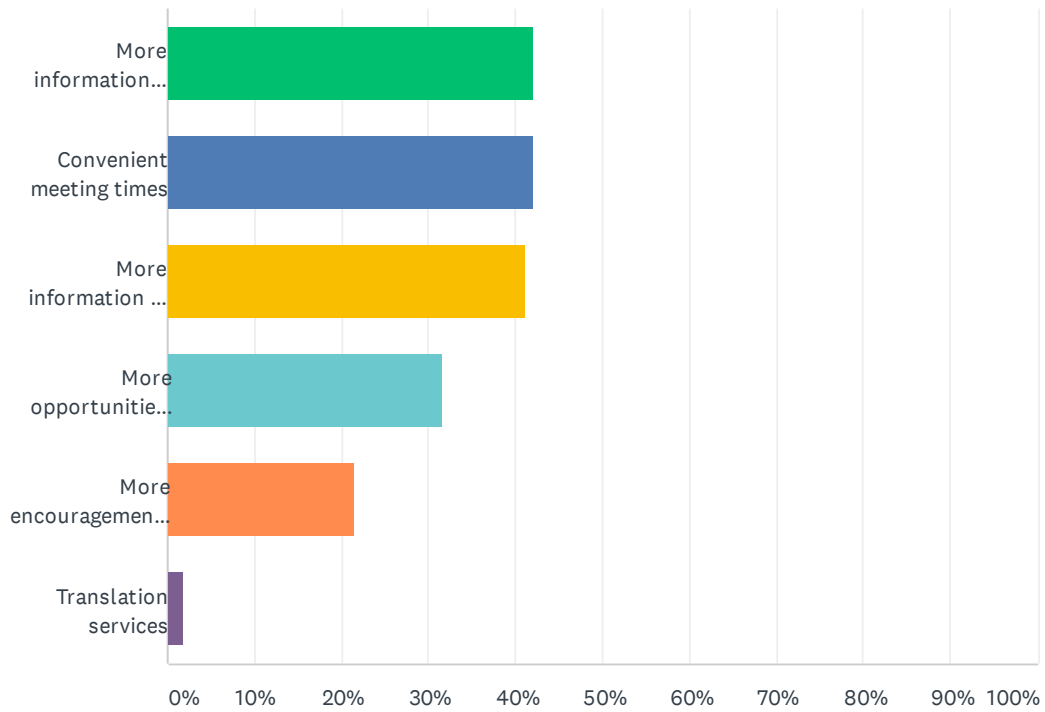
Answered: 244 Skipped: 44



ANSWER CHOICES	RESPONSES
No	53.28% 130
Yes	40.57% 99
Other (please specify)	6.15% 15
TOTAL	244

Q19 How could your school assist you in playing a more active role in school decision-making?

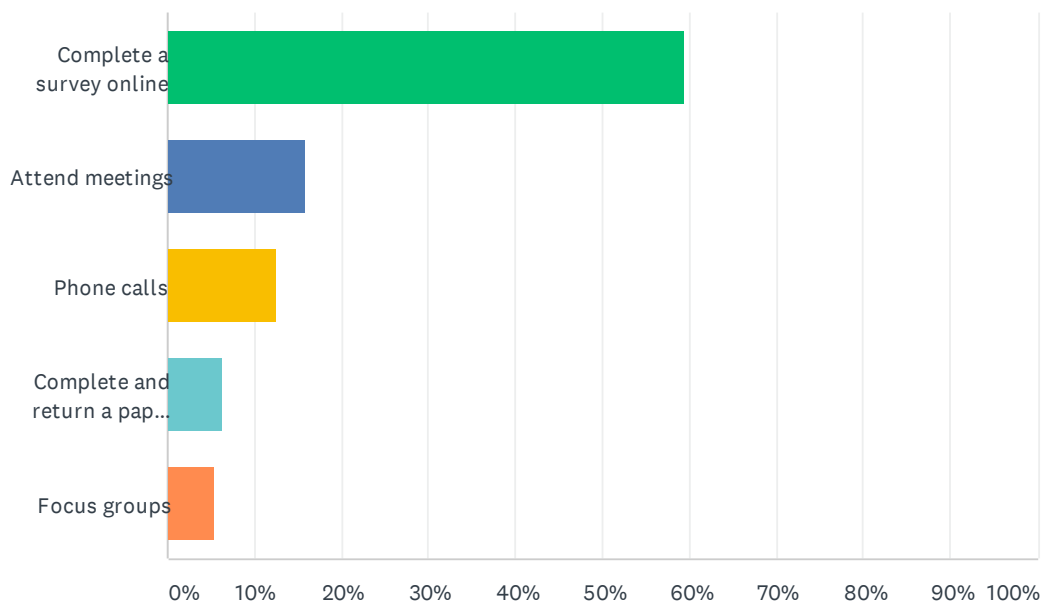
Answered: 209 Skipped: 79



ANSWER CHOICES	RESPONSES	
More information about school issues to be addressed	42.11%	88
Convenient meeting times	42.11%	88
More information on how to become engaged	41.15%	86
More opportunities to share my opinion about school issues	31.58%	66
More encouragement from the school to become engaged	21.53%	45
Translation services	1.91%	4
Total Respondents: 209		

Q20 What is the best way for you to provide input regarding your child's school?

Answered: 239 Skipped: 49



ANSWER CHOICES	RESPONSES	
Complete a survey online	59.41%	142
Attend meetings	15.90%	38
Phone calls	12.55%	30
Complete and return a paper survey	6.28%	15
Focus groups	5.44%	13
TOTAL		239

Q21 What do you feel is working well at your child's school? (This is your chance to brag about your school and share what you like about it!)

Answered: 152 Skipped: 136

Q22 What do you feel is not working, difficult, and/or needs improvement at your child's school? (This is your chance to tell us what you would like to see change.)

Answered: 142 Skipped: 146