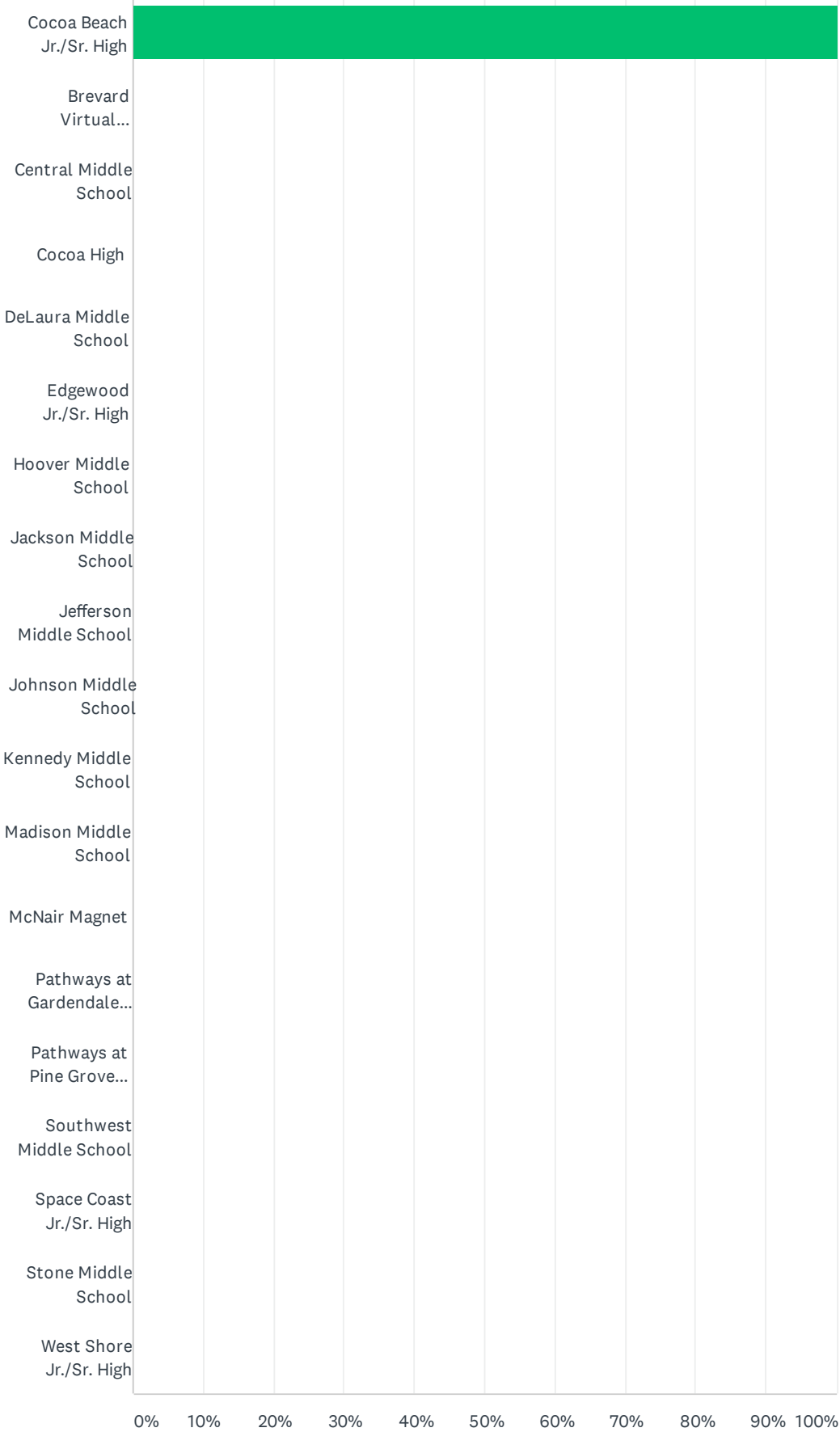


# Q1 What school does your child attend?

Answered: 54 Skipped: 0

Brevard Public Schools Middle School Parent Survey 2019-2020

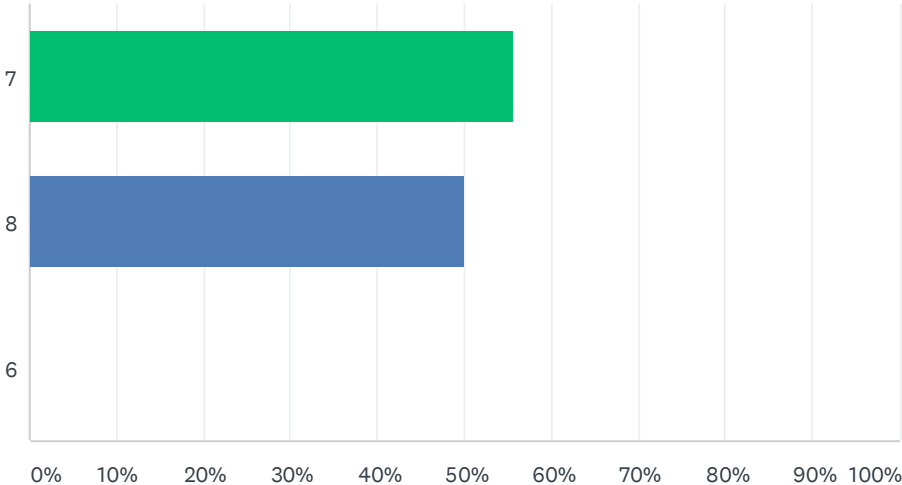


Brevard Public Schools Middle School Parent Survey 2019-2020

ANSWER CHOICES	RESPONSES	
Cocoa Beach Jr./Sr. High	100.00%	54
Brevard Virtual Instruction Program (BVIP)	0.00%	0
Central Middle School	0.00%	0
Cocoa High	0.00%	0
DeLaura Middle School	0.00%	0
Edgewood Jr./Sr. High	0.00%	0
Hoover Middle School	0.00%	0
Jackson Middle School	0.00%	0
Jefferson Middle School	0.00%	0
Johnson Middle School	0.00%	0
Kennedy Middle School	0.00%	0
Madison Middle School	0.00%	0
McNair Magnet	0.00%	0
Pathways at Gardendale (North/Central Area Alternative Center)	0.00%	0
Pathways at Pine Grove (South Area Alternative Center)	0.00%	0
Southwest Middle School	0.00%	0
Space Coast Jr./Sr. High	0.00%	0
Stone Middle School	0.00%	0
West Shore Jr./Sr. High	0.00%	0
<b>TOTAL</b>		<b>54</b>

## Q2 What is your child's current grade level?

Answered: 54 Skipped: 0

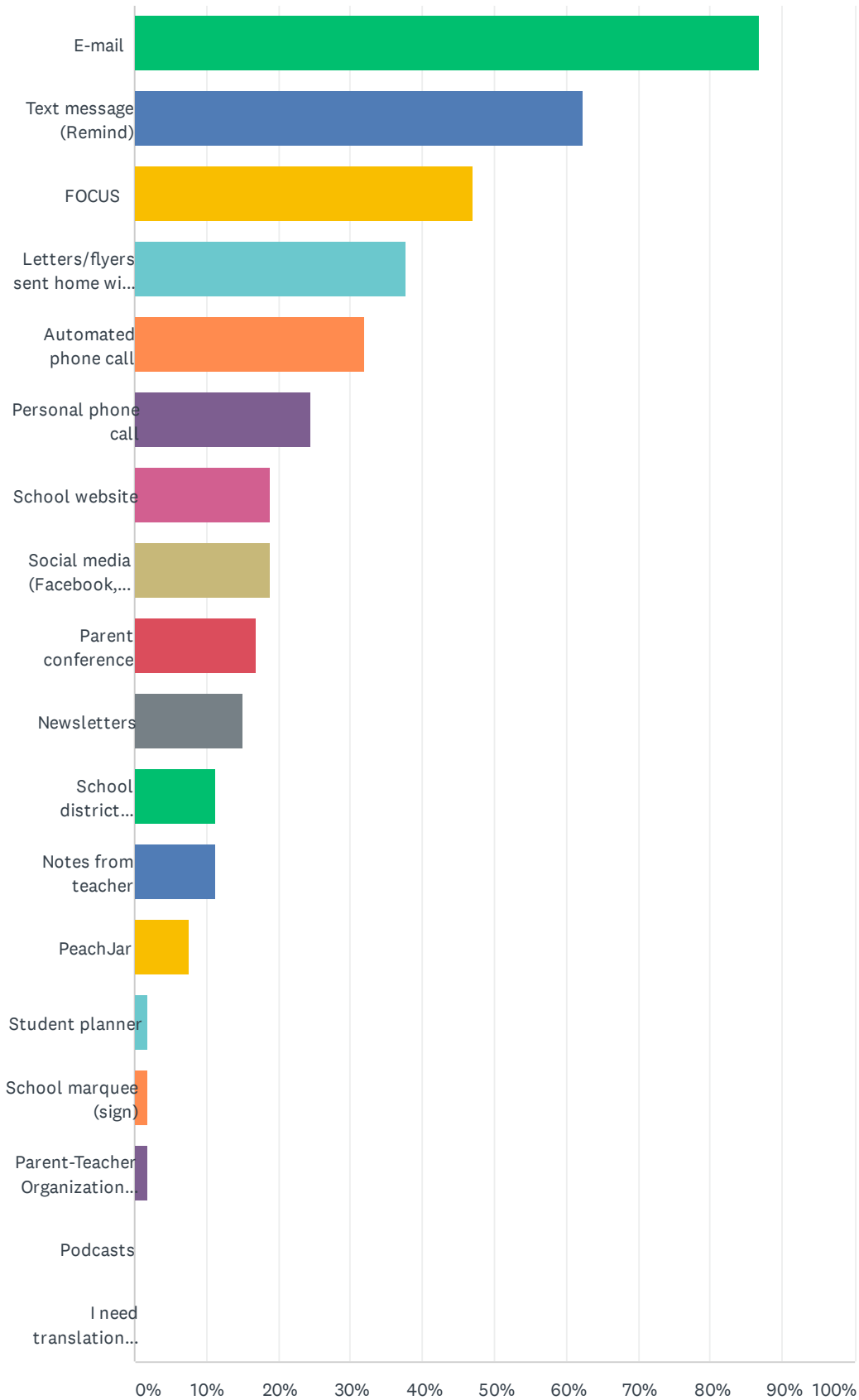


ANSWER CHOICES	RESPONSES	
7	55.56%	30
8	50.00%	27
6	0.00%	0
Total Respondents: 54		

Q3 What is the best way for us to get important information regarding school events or your child's progress to you? (Check all that apply)

Answered: 53 Skipped: 1

# Brevard Public Schools Middle School Parent Survey 2019-2020

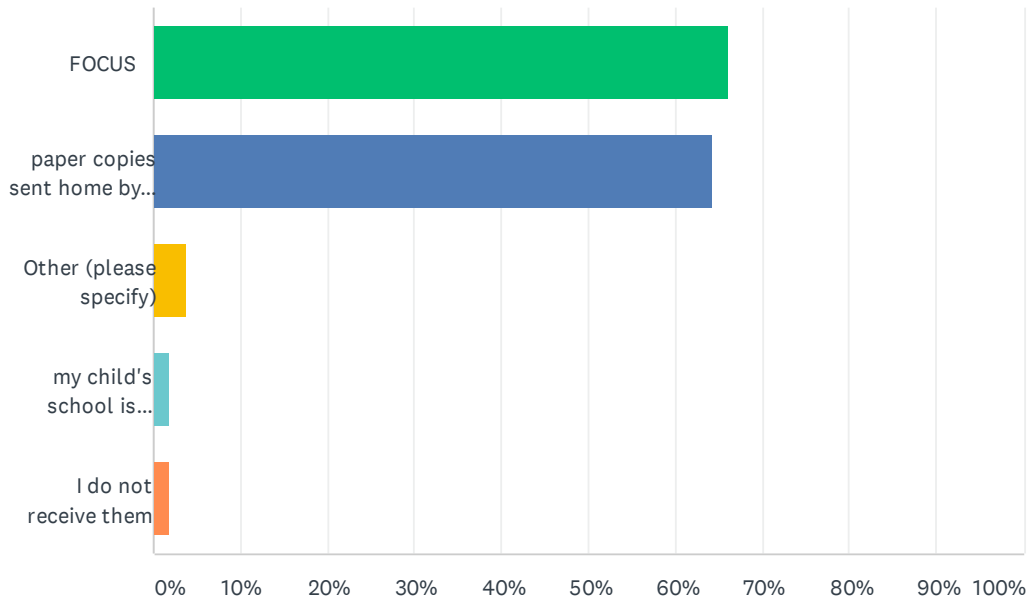


Brevard Public Schools Middle School Parent Survey 2019-2020

ANSWER CHOICES	RESPONSES	
E-mail	86.79%	46
Text message (Remind)	62.26%	33
FOCUS	47.17%	25
Letters/flyers sent home with students	37.74%	20
Automated phone call	32.08%	17
Personal phone call	24.53%	13
School website	18.87%	10
Social media (Facebook, Twitter)	18.87%	10
Parent conference	16.98%	9
Newsletters	15.09%	8
School district website	11.32%	6
Notes from teacher	11.32%	6
PeachJar	7.55%	4
Student planner	1.89%	1
School marquee (sign)	1.89%	1
Parent-Teacher Organization (PTO/PTA)	1.89%	1
Podcasts	0.00%	0
I need translation assistance	0.00%	0
Total Respondents: 53		

## Q4 How do you receive interim reports and report cards?

Answered: 53 Skipped: 1

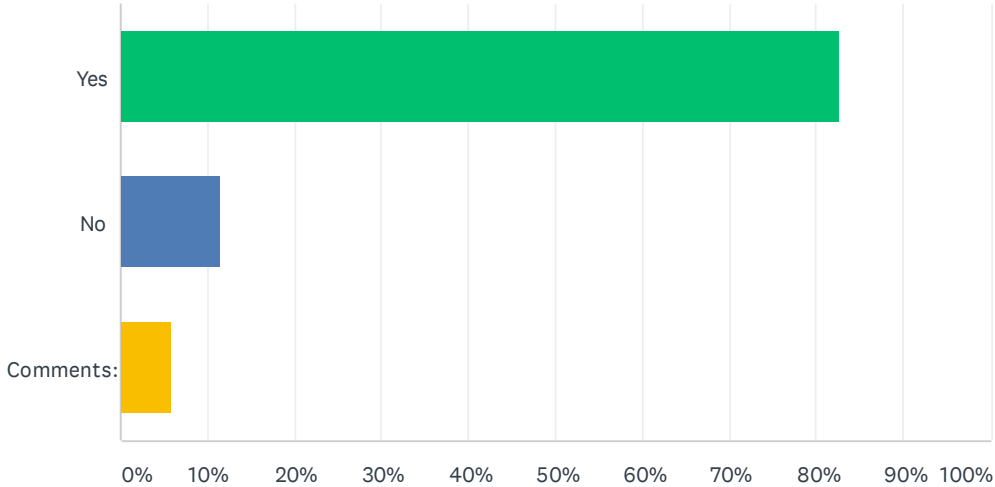


ANSWER CHOICES	RESPONSES	COUNT
FOCUS	66.04%	35
paper copies sent home by the school	64.15%	34
Other (please specify)	3.77%	2
my child's school is paperless	1.89%	1
I do not receive them	1.89%	1
Total Respondents: 53		



### Q5 Do you feel welcome at your child's school?

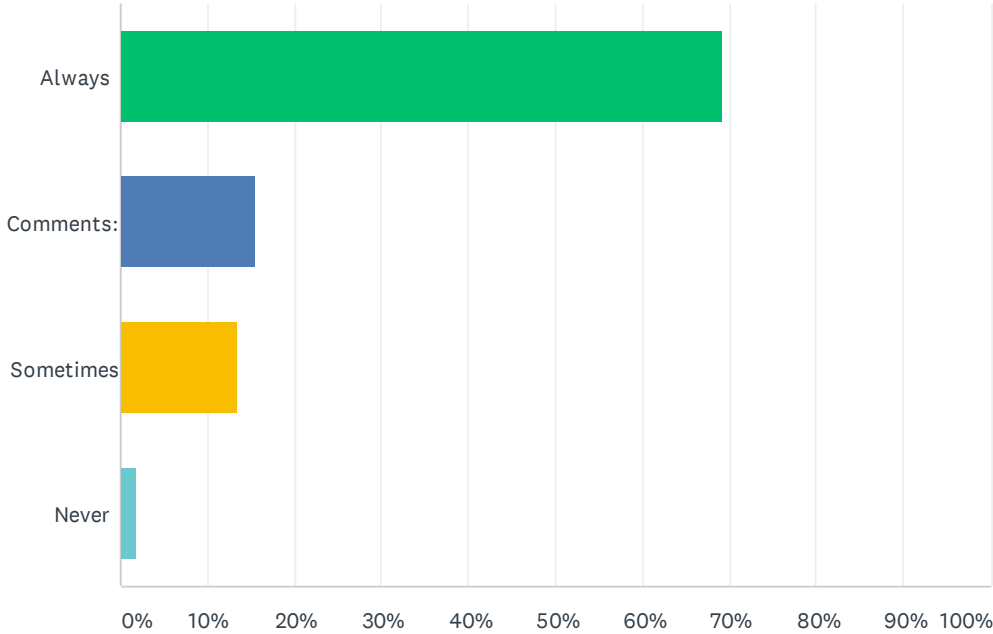
Answered: 52 Skipped: 2



ANSWER CHOICES	RESPONSES	
Yes	82.69%	43
No	11.54%	6
Comments:	5.77%	3
<b>TOTAL</b>		<b>52</b>

### Q6 The office staff at my school is polite and is helpful in answering my questions or concerns.

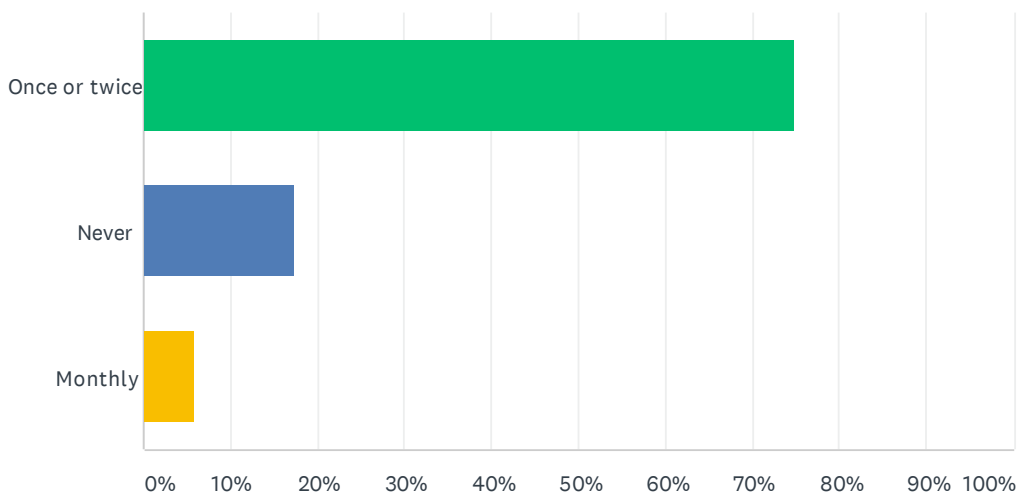
Answered: 52 Skipped: 2



ANSWER CHOICES	RESPONSES	
Always	69.23%	36
Comments:	15.38%	8
Sometimes	13.46%	7
Never	1.92%	1
<b>TOTAL</b>		<b>52</b>

### Q7 In the past year, how often did you attend a parent meeting or event at your child's school that supported your child's academic success?

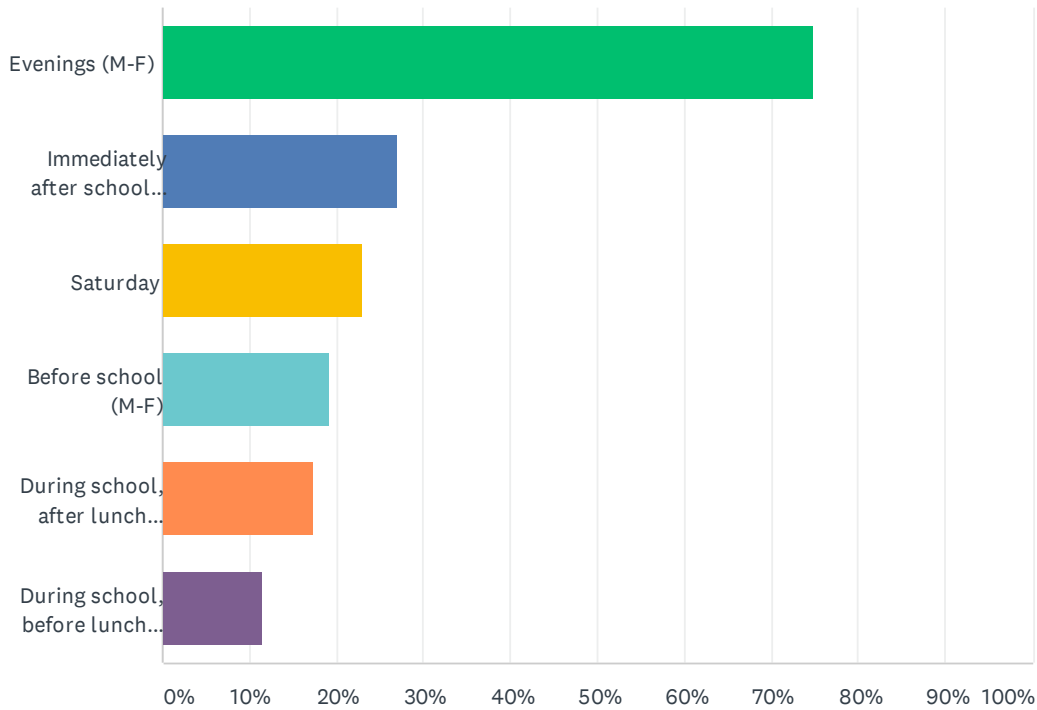
Answered: 52 Skipped: 2



ANSWER CHOICES	RESPONSES
Once or twice	75.00% 39
Never	17.31% 9
Monthly	5.77% 3
TOTAL	52

## Q8 When is the best time for you to attend a school event for families?

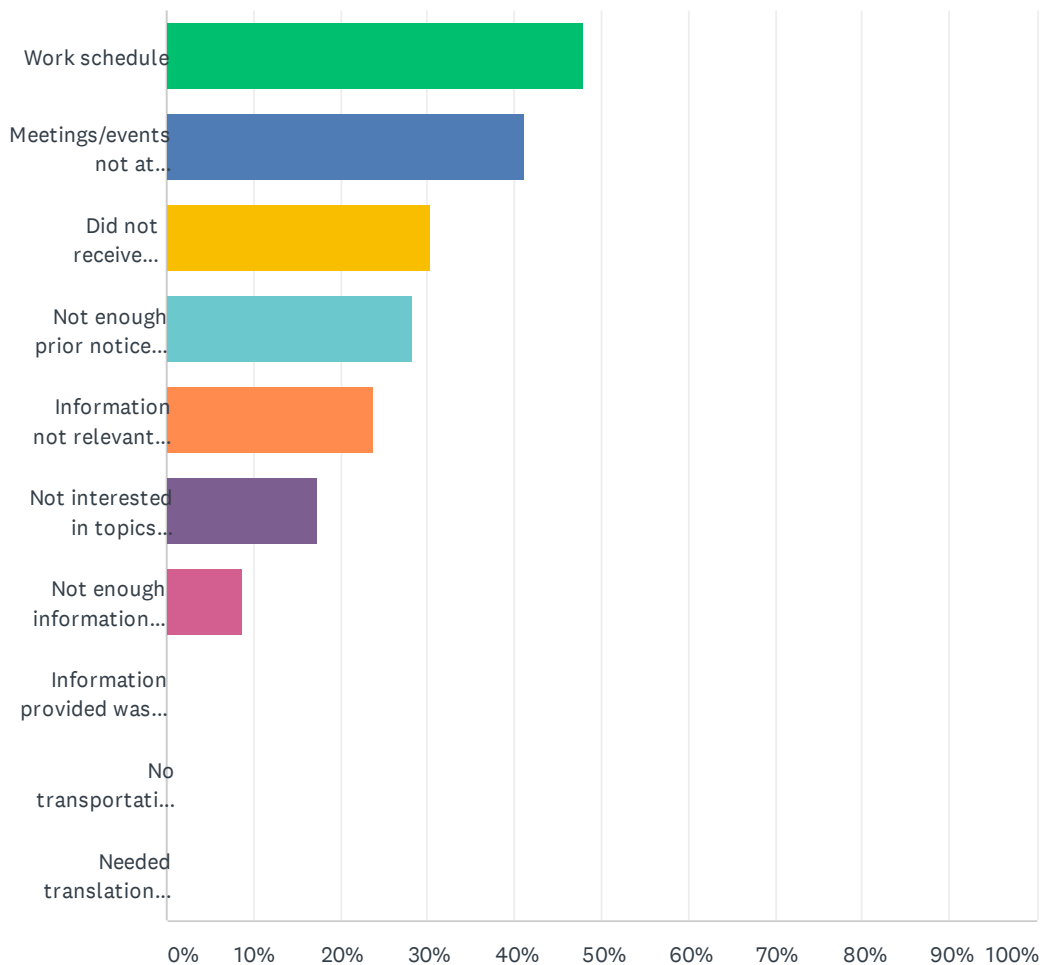
Answered: 52 Skipped: 2



ANSWER CHOICES	RESPONSES	
Evenings (M-F)	75.00%	39
Immediately after school (M-F)	26.92%	14
Saturday	23.08%	12
Before school (M-F)	19.23%	10
During school, after lunch (M-F)	17.31%	9
During school, before lunch (M-F)	11.54%	6
Total Respondents: 52		

### Q9 If you were unable to attend informational meetings or academic events, please share why. (Check all that apply)

Answered: 46 Skipped: 8

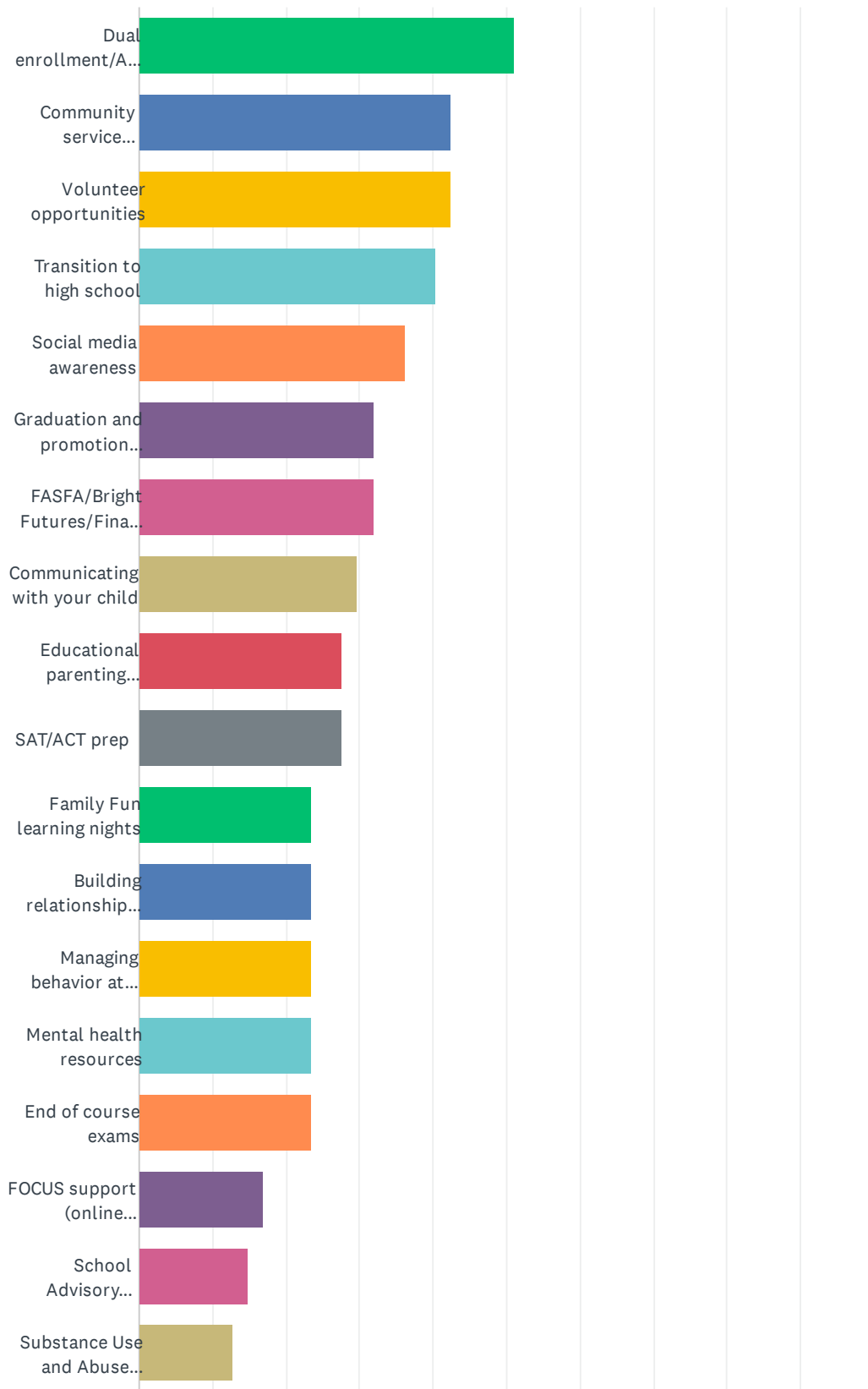


Brevard Public Schools Middle School Parent Survey 2019-2020

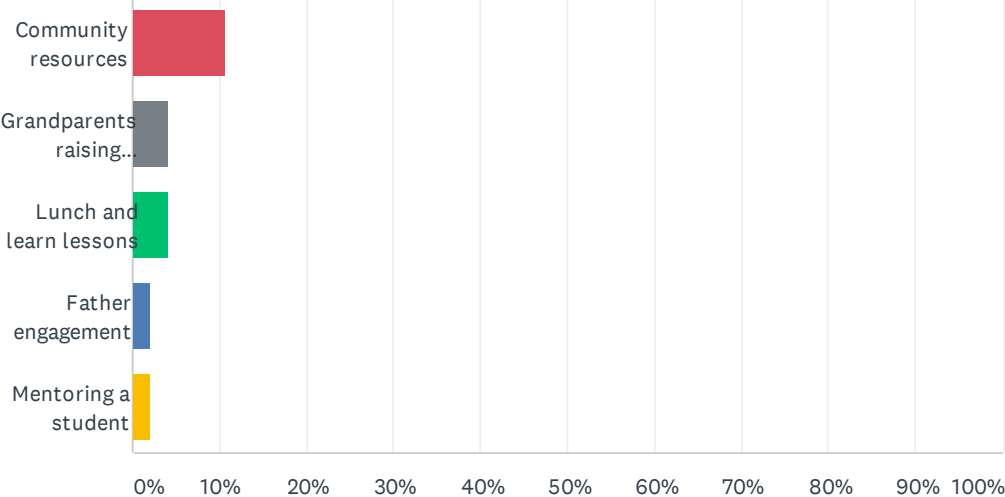
ANSWER CHOICES	RESPONSES	
Work schedule	47.83%	22
Meetings/events not at convenient times	41.30%	19
Did not receive information about meetings/events	30.43%	14
Not enough prior notice provided	28.26%	13
Information not relevant to me/my child	23.91%	11
Not interested in topics presented	17.39%	8
Not enough information provided	8.70%	4
Information provided was difficult to understand	0.00%	0
No transportation to get to meetings/events	0.00%	0
Needed translation services	0.00%	0
Total Respondents: 46		

### Q10 Which of the following informational meetings and activities would you be interested in participating in or attending? (Check all that apply)

Answered: 47 Skipped: 7



Brevard Public Schools Middle School Parent Survey 2019-2020





Brevard Public Schools Middle School Parent Survey 2019-2020

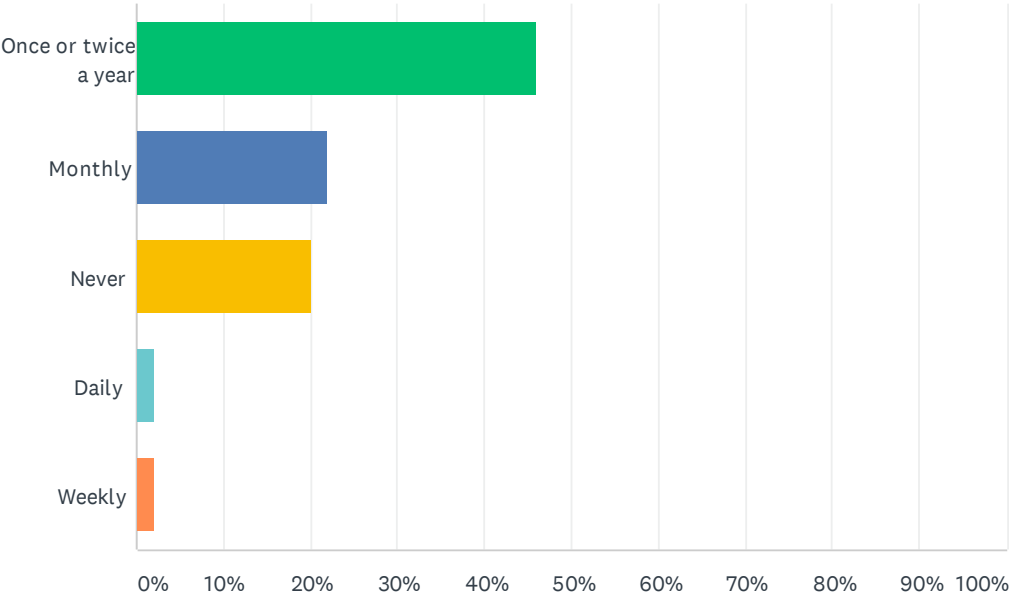
ANSWER CHOICES	RESPONSES	
Dual enrollment/Advanced Placement courses	51.06%	24
Community service projects with staff/students	42.55%	20
Volunteer opportunities	42.55%	20
Transition to high school	40.43%	19
Social media awareness	36.17%	17
Graduation and promotion requirements	31.91%	15
FASFA/Bright Futures/Financial aid options	31.91%	15
Communicating with your child	29.79%	14
Educational parenting workshops/classes	27.66%	13
SAT/ACT prep	27.66%	13
Family Fun learning nights	23.40%	11
Building relationships with your child	23.40%	11
Managing behavior at home	23.40%	11
Mental health resources	23.40%	11
End of course exams	23.40%	11
FOCUS support (online gradebook, absences and teacher webpages)	17.02%	8
School Advisory Council (SAC) or Parent Teacher Organization (PTO)	14.89%	7
Substance Use and Abuse (alcohol, street drugs, vaping, prescription drugs)	12.77%	6
Community resources	10.64%	5
Grandparents raising grandchildren	4.26%	2
Lunch and learn lessons	4.26%	2
Father engagement	2.13%	1
Mentoring a student	2.13%	1
Total Respondents: 47		

**Q11 In what ways can family engagement be strengthened at your child's school?**

Answered: 24 Skipped: 30

### Q12 How often do you communicate with your child's teachers?

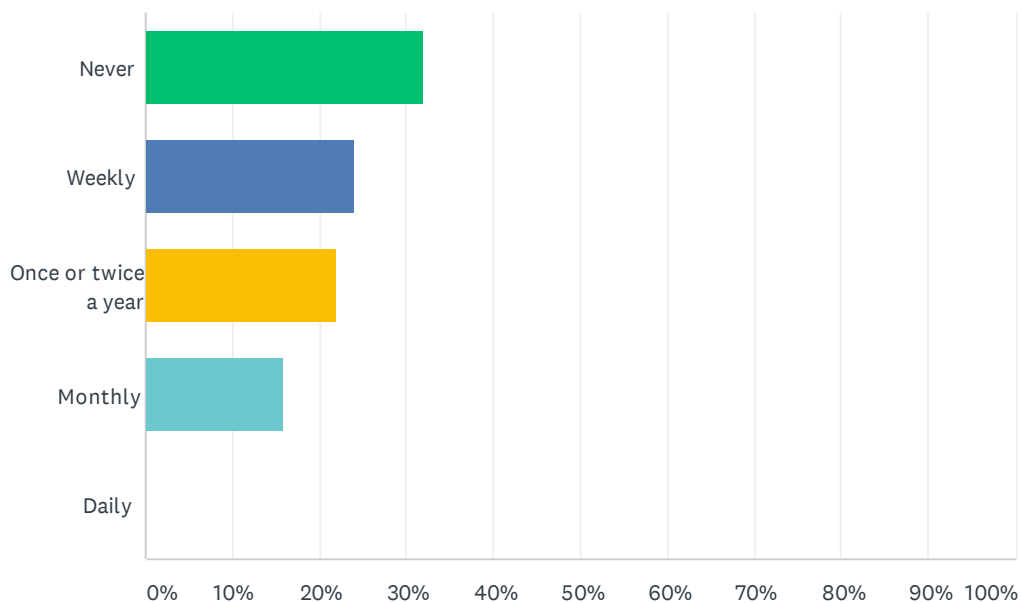
Answered: 50 Skipped: 4



ANSWER CHOICES	RESPONSES	
Once or twice a year	46.00%	23
Monthly	22.00%	11
Never	20.00%	10
Daily	2.00%	1
Weekly	2.00%	1
<b>TOTAL</b>		<b>50</b>

### Q13 How often do your child's teachers communicate with you about your child's progress?

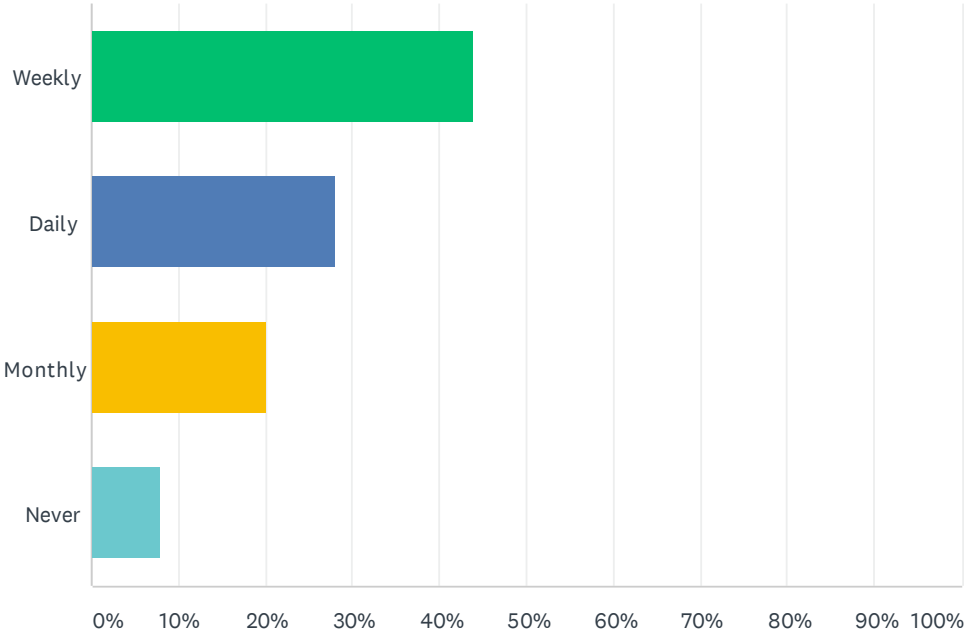
Answered: 50 Skipped: 4



ANSWER CHOICES	RESPONSES	
Never	32.00%	16
Weekly	24.00%	12
Once or twice a year	22.00%	11
Monthly	16.00%	8
Daily	0.00%	0
<b>TOTAL</b>		<b>50</b>

### Q14 How often do you access your child's grades and attendance information through FOCUS?

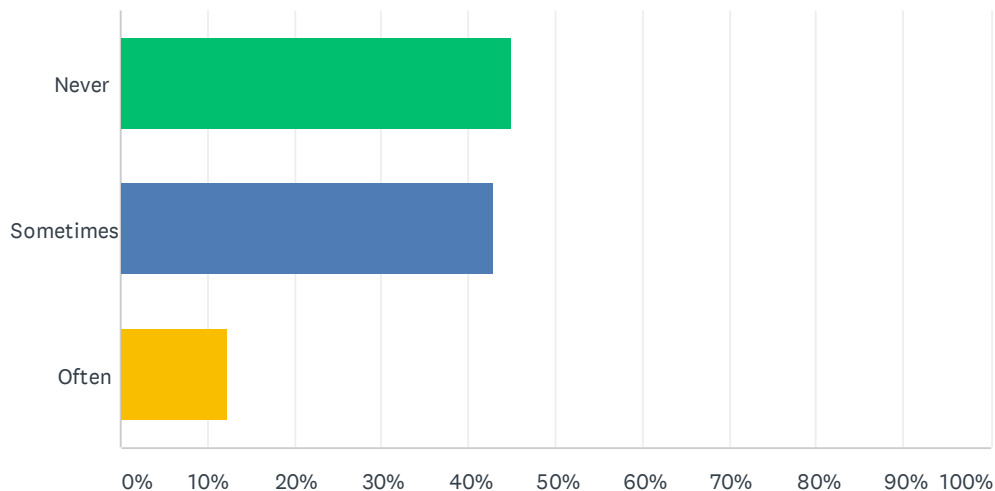
Answered: 50 Skipped: 4



ANSWER CHOICES	RESPONSES	
Weekly	44.00%	22
Daily	28.00%	14
Monthly	20.00%	10
Never	8.00%	4
<b>TOTAL</b>		<b>50</b>

### Q15 How often does your child's school or teachers provide you with information about ways you can help your child's learning at home?

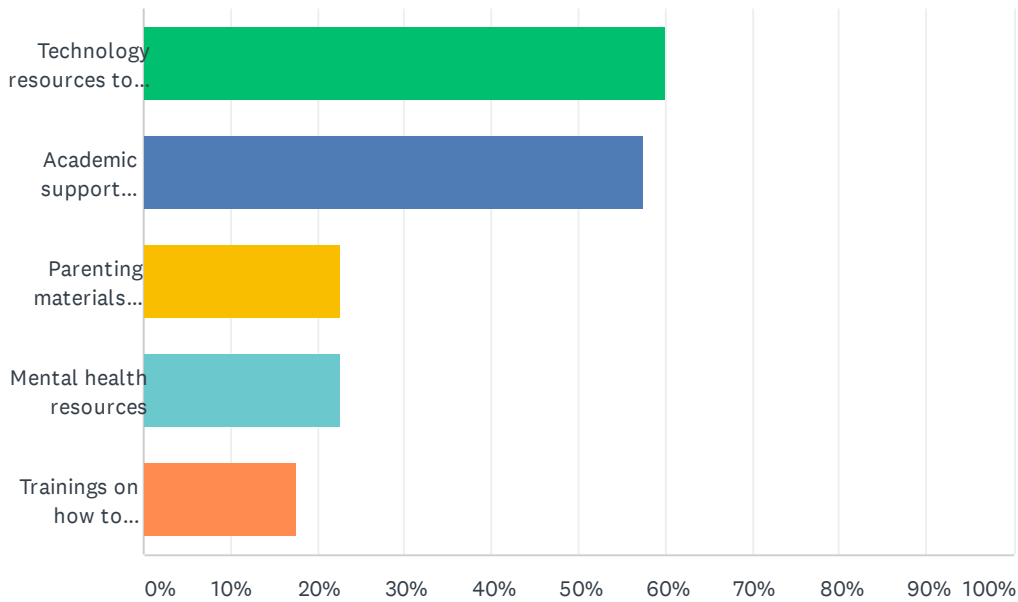
Answered: 49 Skipped: 5



ANSWER CHOICES	RESPONSES	
Never	44.90%	22
Sometimes	42.86%	21
Often	12.24%	6
TOTAL		49

## Q16 What types of family engagement resources would you use if they were provided at your school?

Answered: 40 Skipped: 14



ANSWER CHOICES	RESPONSES	
Technology resources to support learning at home	60.00%	24
Academic support materials for families to use at home	57.50%	23
Parenting materials (books and articles for check out)	22.50%	9
Mental health resources	22.50%	9
Trainings on how to participate in school decision-making committees	17.50%	7
Total Respondents: 40		

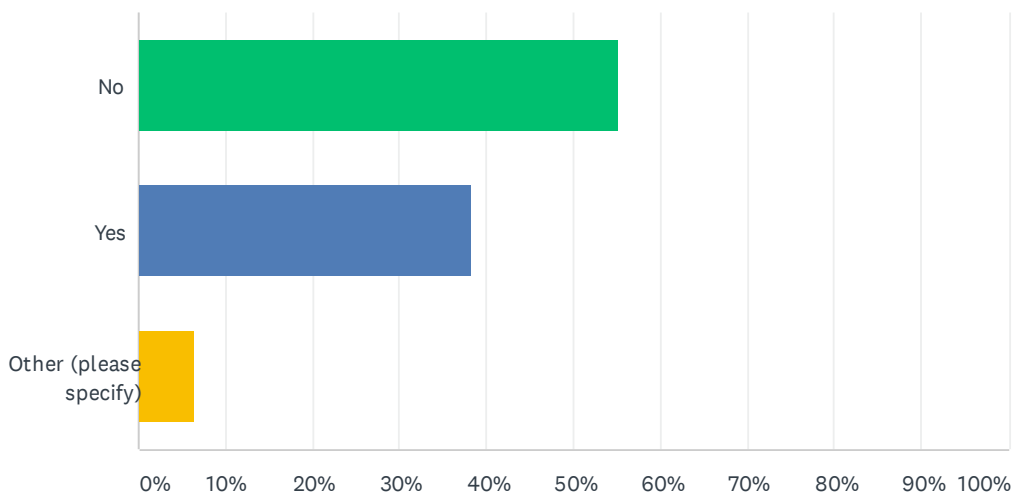
**Q17 What support do you need from the school to ensure your child's success in middle school?**

Answered: 29 Skipped: 25



### Q18 Have you been given opportunities to provide input and feedback into school decisions (school improvement, Title I services, event planning, discipline)?

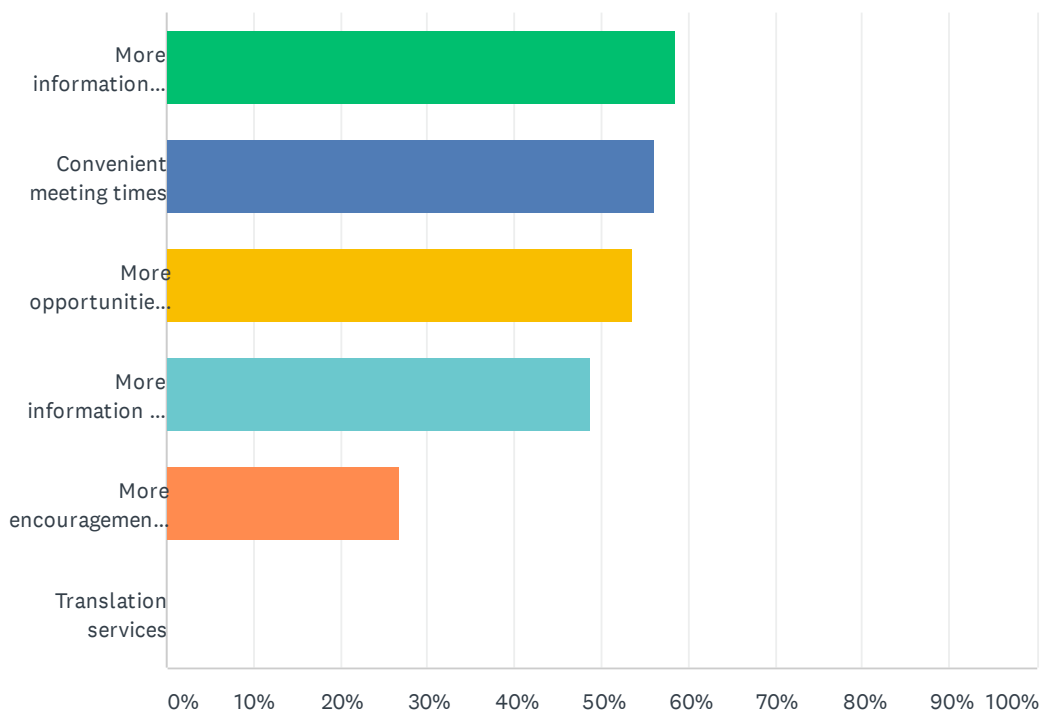
Answered: 47 Skipped: 7



ANSWER CHOICES	RESPONSES	
No	55.32%	26
Yes	38.30%	18
Other (please specify)	6.38%	3
<b>TOTAL</b>		<b>47</b>

## Q19 How could your school assist you in playing a more active role in school decision-making?

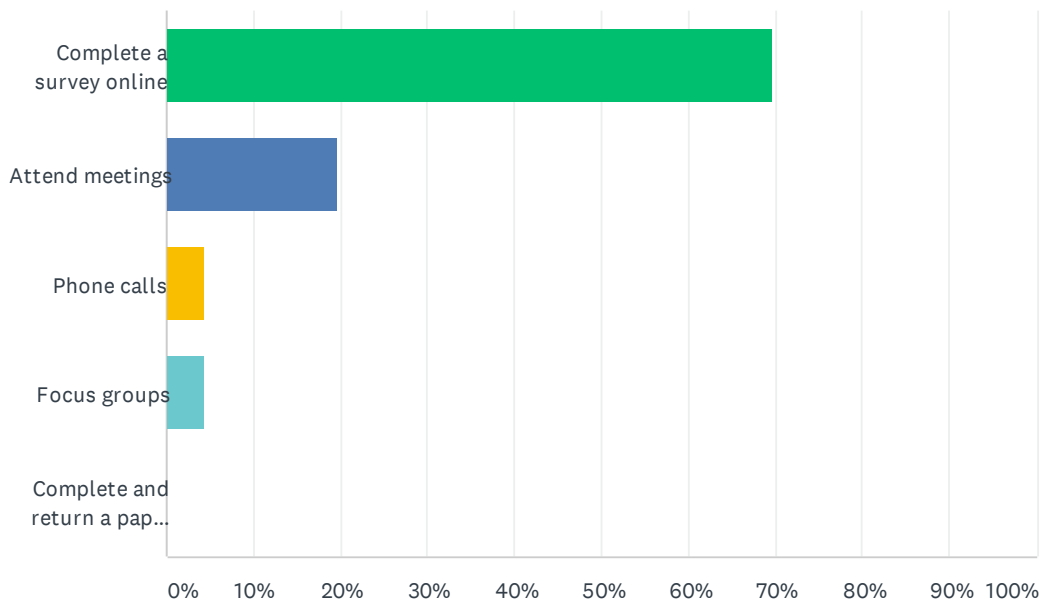
Answered: 41 Skipped: 13



ANSWER CHOICES	RESPONSES	
More information about school issues to be addressed	58.54%	24
Convenient meeting times	56.10%	23
More opportunities to share my opinion about school issues	53.66%	22
More information on how to become engaged	48.78%	20
More encouragement from the school to become engaged	26.83%	11
Translation services	0.00%	0
Total Respondents: 41		

## Q20 What is the best way for you to provide input regarding your child's school?

Answered: 46 Skipped: 8



ANSWER CHOICES	RESPONSES	
Complete a survey online	69.57%	32
Attend meetings	19.57%	9
Phone calls	4.35%	2
Focus groups	4.35%	2
Complete and return a paper survey	0.00%	0
<b>TOTAL</b>		<b>46</b>

Q21 What do you feel is working well at your child's school? (This is your chance to brag about your school and share what you like about it!)

Answered: 29 Skipped: 25

Q22 What do you feel is not working, difficult, and/or needs improvement at your child's school? (This is your chance to tell us what you would like to see change.)

Answered: 30 Skipped: 24