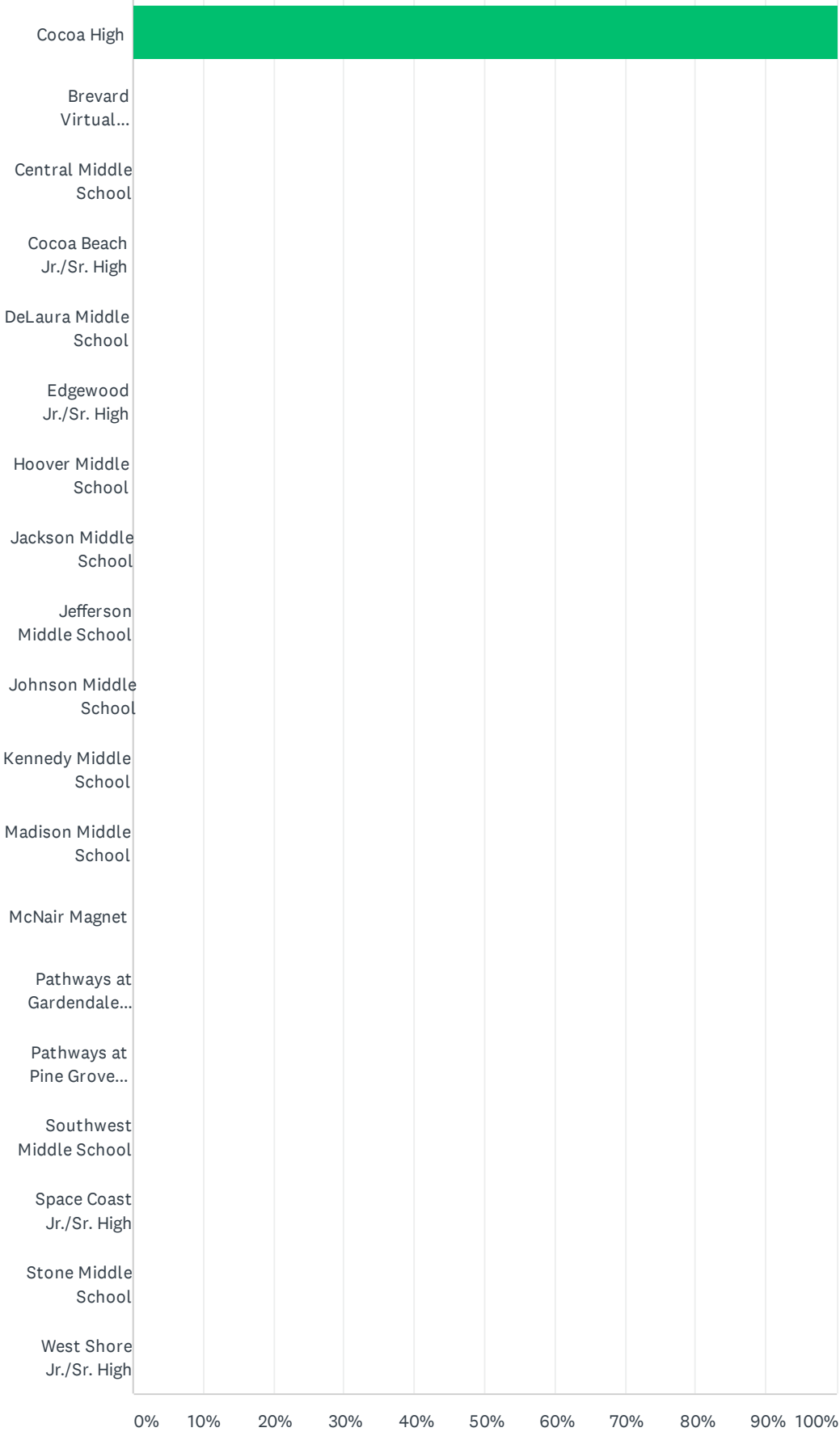


Q1 What school does your child attend?

Answered: 34 Skipped: 0

Brevard Public Schools Middle School Parent Survey 2019-2020

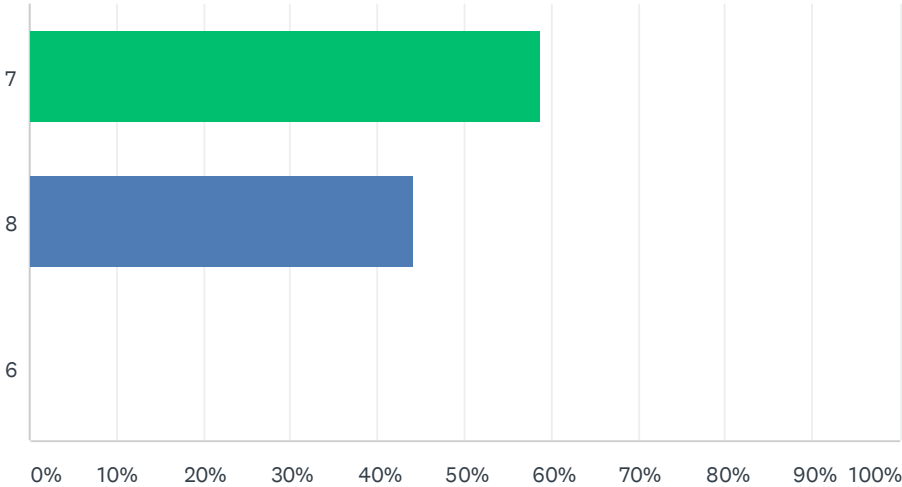


Brevard Public Schools Middle School Parent Survey 2019-2020

ANSWER CHOICES	RESPONSES	
Cocoa High	100.00%	34
Brevard Virtual Instruction Program (BVIP)	0.00%	0
Central Middle School	0.00%	0
Cocoa Beach Jr./Sr. High	0.00%	0
DeLaura Middle School	0.00%	0
Edgewood Jr./Sr. High	0.00%	0
Hoover Middle School	0.00%	0
Jackson Middle School	0.00%	0
Jefferson Middle School	0.00%	0
Johnson Middle School	0.00%	0
Kennedy Middle School	0.00%	0
Madison Middle School	0.00%	0
McNair Magnet	0.00%	0
Pathways at Gardendale (North/Central Area Alternative Center)	0.00%	0
Pathways at Pine Grove (South Area Alternative Center)	0.00%	0
Southwest Middle School	0.00%	0
Space Coast Jr./Sr. High	0.00%	0
Stone Middle School	0.00%	0
West Shore Jr./Sr. High	0.00%	0
TOTAL		34

Q2 What is your child's current grade level?

Answered: 34 Skipped: 0

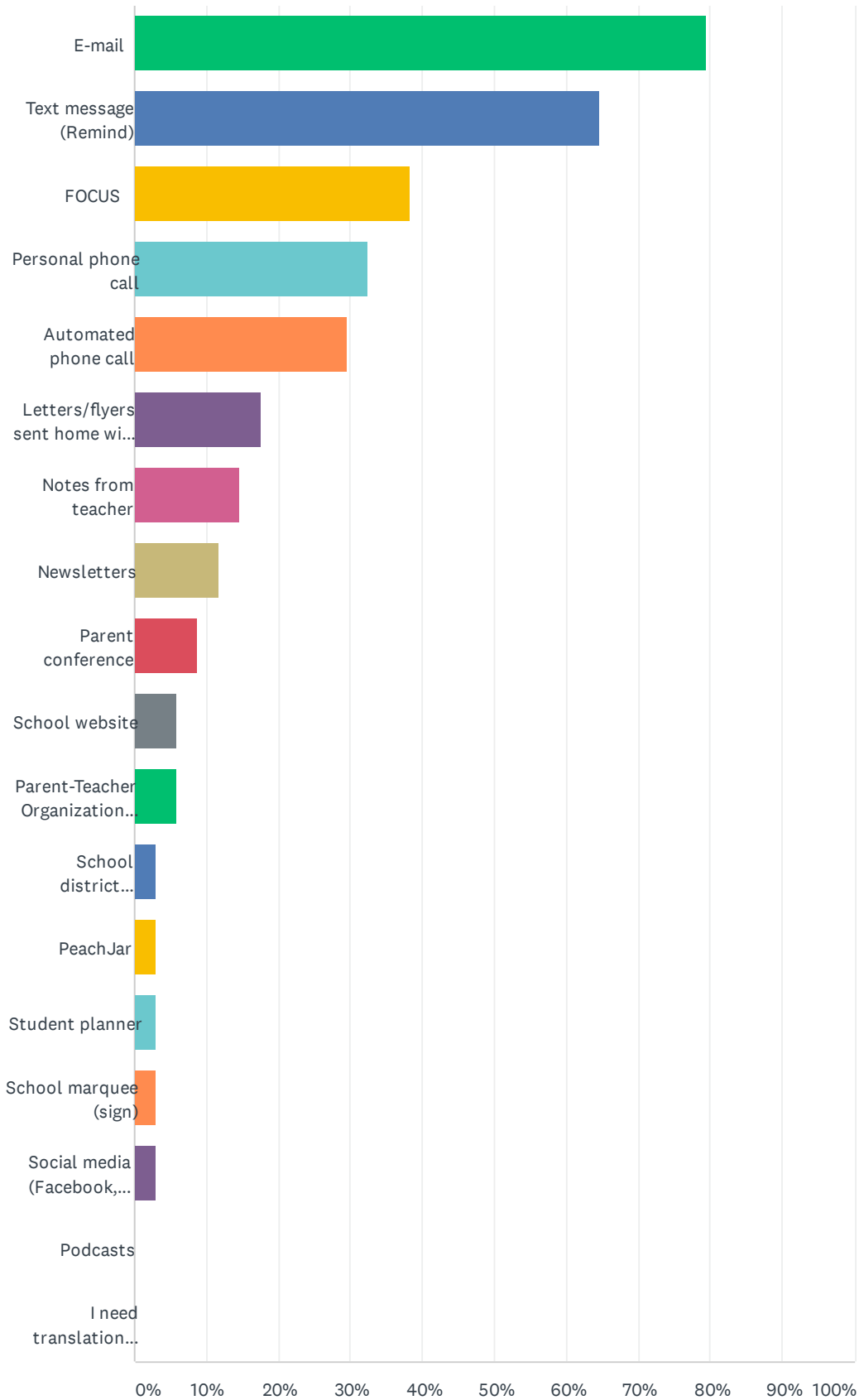


ANSWER CHOICES	RESPONSES	
7	58.82%	20
8	44.12%	15
6	0.00%	0
Total Respondents: 34		

Q3 What is the best way for us to get important information regarding school events or your child's progress to you? (Check all that apply)

Answered: 34 Skipped: 0

Brevard Public Schools Middle School Parent Survey 2019-2020

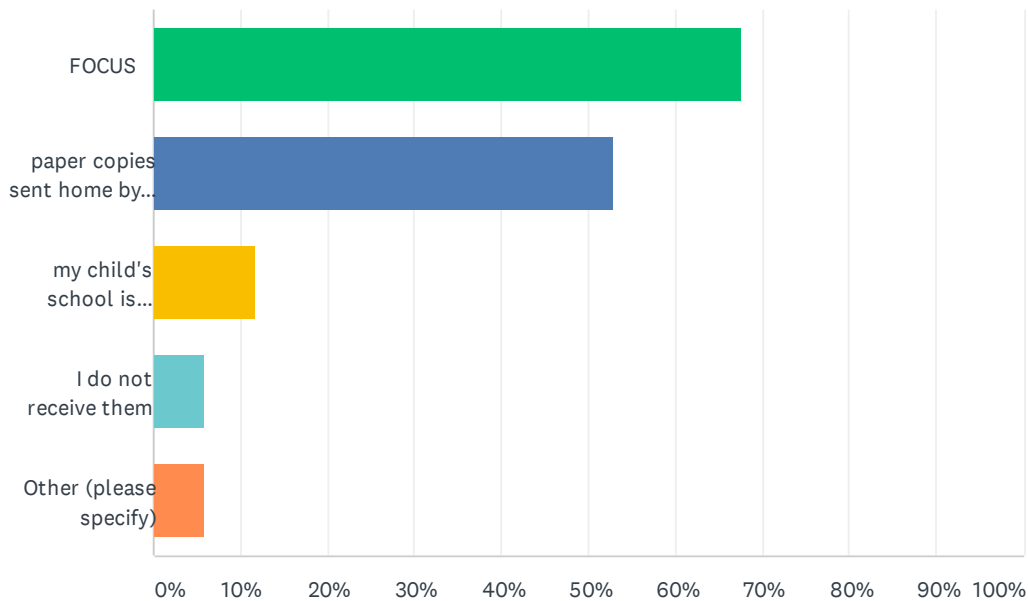


Brevard Public Schools Middle School Parent Survey 2019-2020

ANSWER CHOICES	RESPONSES	
E-mail	79.41%	27
Text message (Remind)	64.71%	22
FOCUS	38.24%	13
Personal phone call	32.35%	11
Automated phone call	29.41%	10
Letters/flyers sent home with students	17.65%	6
Notes from teacher	14.71%	5
Newsletters	11.76%	4
Parent conference	8.82%	3
School website	5.88%	2
Parent-Teacher Organization (PTO/PTA)	5.88%	2
School district website	2.94%	1
PeachJar	2.94%	1
Student planner	2.94%	1
School marquee (sign)	2.94%	1
Social media (Facebook, Twitter)	2.94%	1
Podcasts	0.00%	0
I need translation assistance	0.00%	0
Total Respondents: 34		

Q4 How do you receive interim reports and report cards?

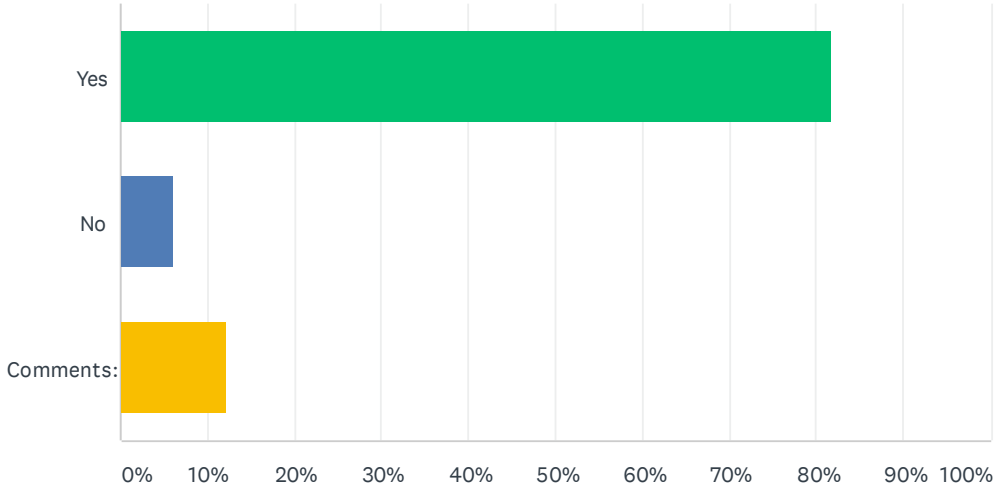
Answered: 34 Skipped: 0



ANSWER CHOICES	RESPONSES	
FOCUS	67.65%	23
paper copies sent home by the school	52.94%	18
my child's school is paperless	11.76%	4
I do not receive them	5.88%	2
Other (please specify)	5.88%	2
Total Respondents: 34		

Q5 Do you feel welcome at your child's school?

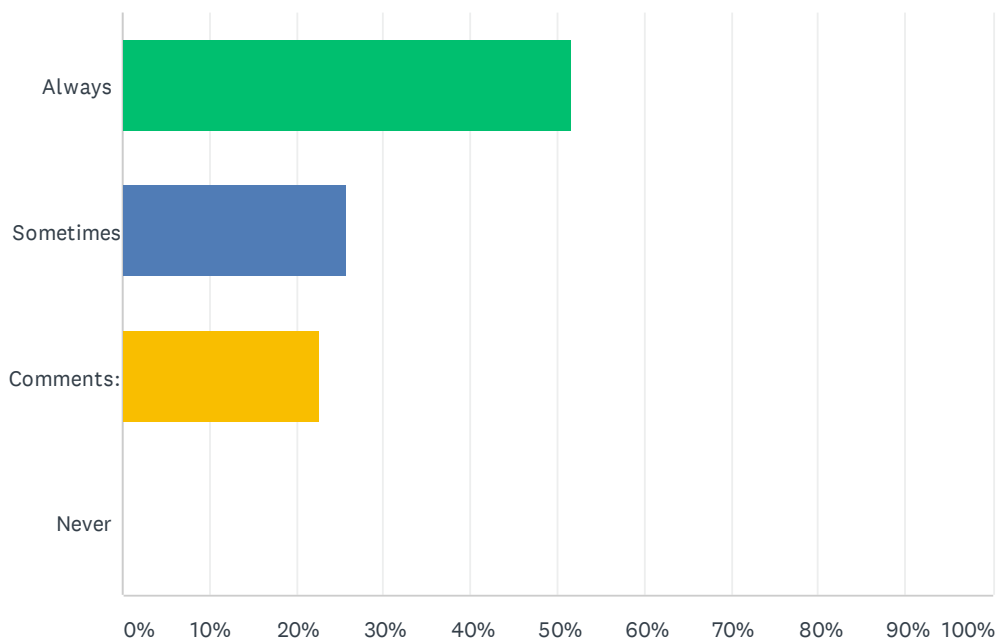
Answered: 33 Skipped: 1



ANSWER CHOICES	RESPONSES	
Yes	81.82%	27
No	6.06%	2
Comments:	12.12%	4
TOTAL		33

Q6 The office staff at my school is polite and is helpful in answering my questions or concerns.

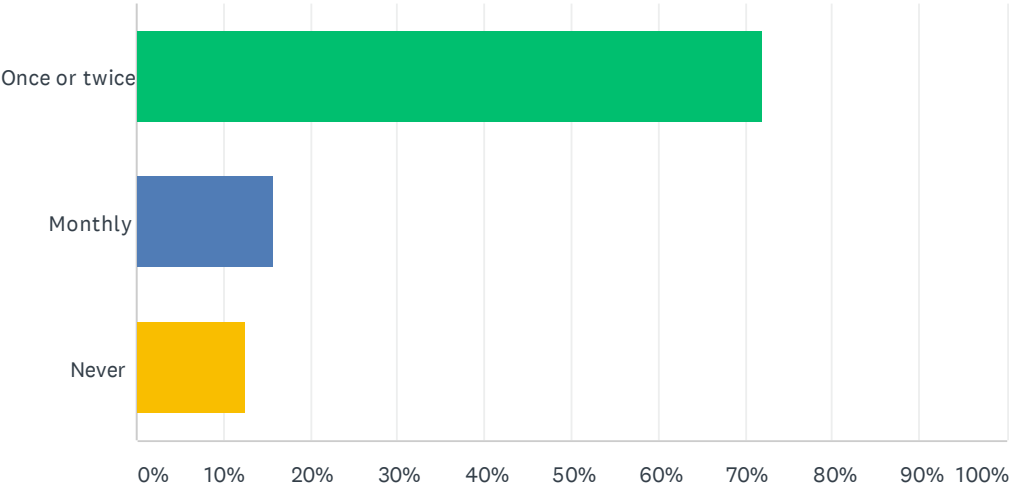
Answered: 31 Skipped: 3



ANSWER CHOICES	RESPONSES	
Always	51.61%	16
Sometimes	25.81%	8
Comments:	22.58%	7
Never	0.00%	0
TOTAL		31

Q7 In the past year, how often did you attend a parent meeting or event at your child's school that supported your child's academic success?

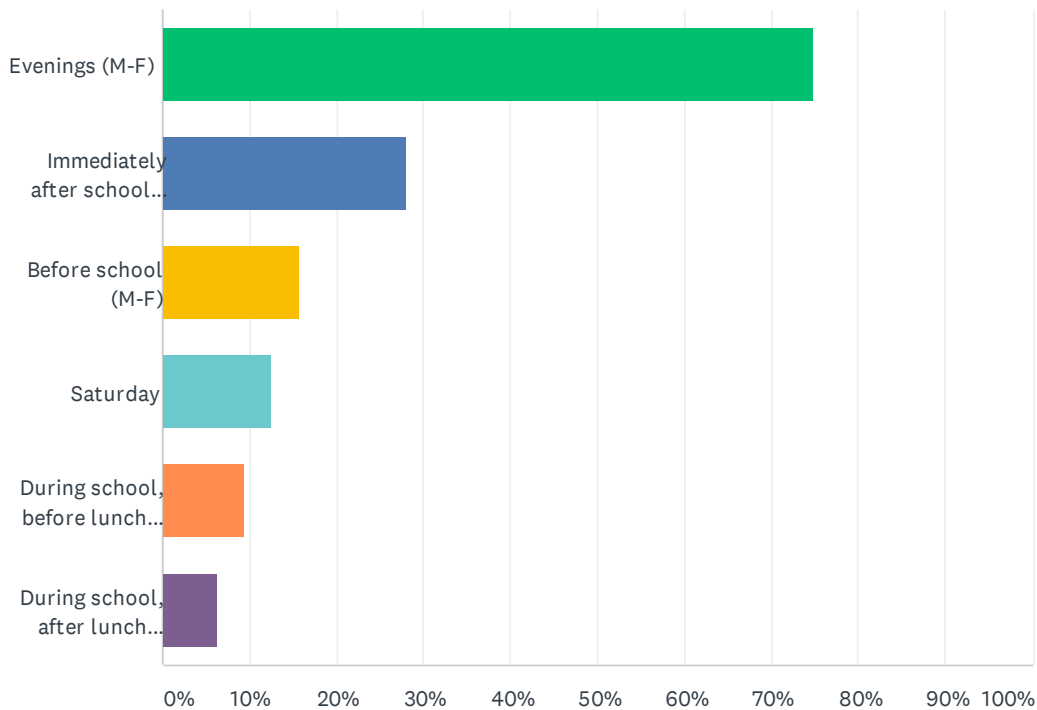
Answered: 32 Skipped: 2



ANSWER CHOICES	RESPONSES	
Once or twice	71.88%	23
Monthly	15.63%	5
Never	12.50%	4
TOTAL		32

Q8 When is the best time for you to attend a school event for families?

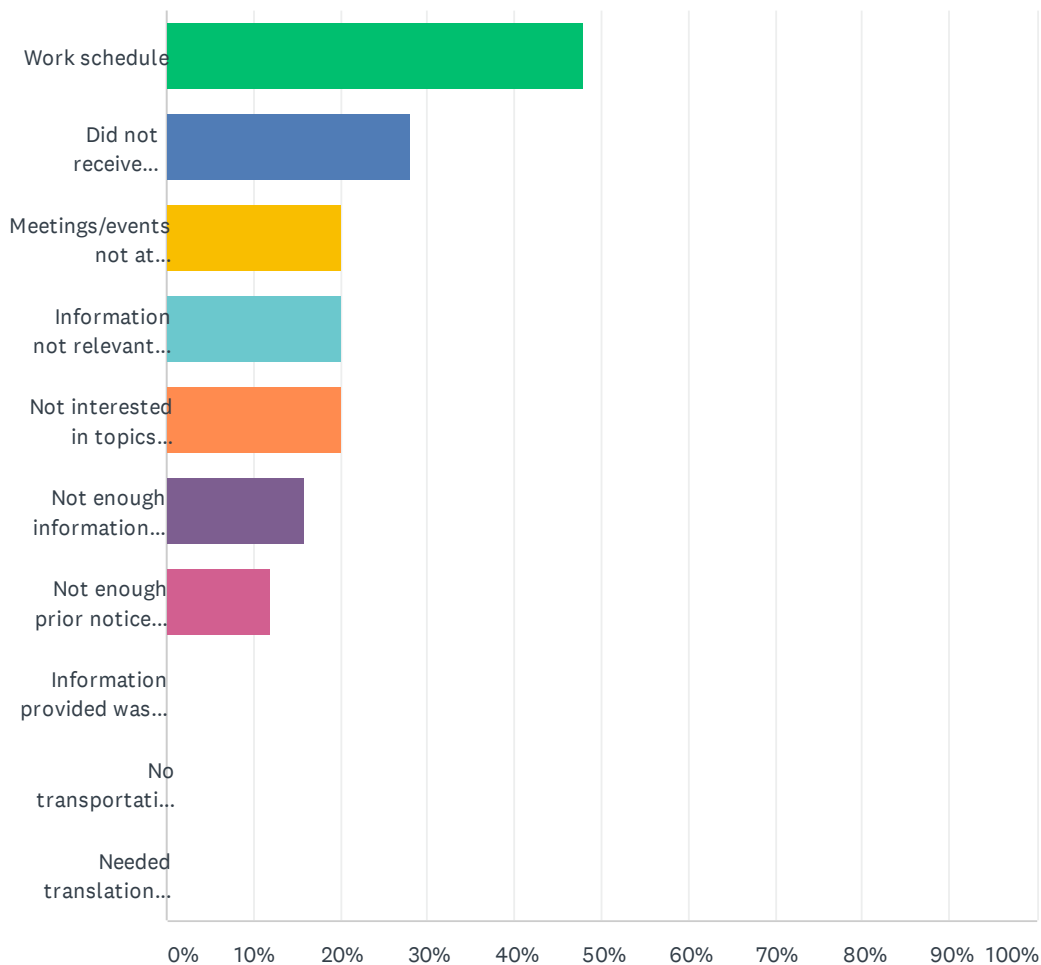
Answered: 32 Skipped: 2



ANSWER CHOICES	RESPONSES	
Evenings (M-F)	75.00%	24
Immediately after school (M-F)	28.13%	9
Before school (M-F)	15.63%	5
Saturday	12.50%	4
During school, before lunch (M-F)	9.38%	3
During school, after lunch (M-F)	6.25%	2
Total Respondents: 32		

Q9 If you were unable to attend informational meetings or academic events, please share why. (Check all that apply)

Answered: 25 Skipped: 9

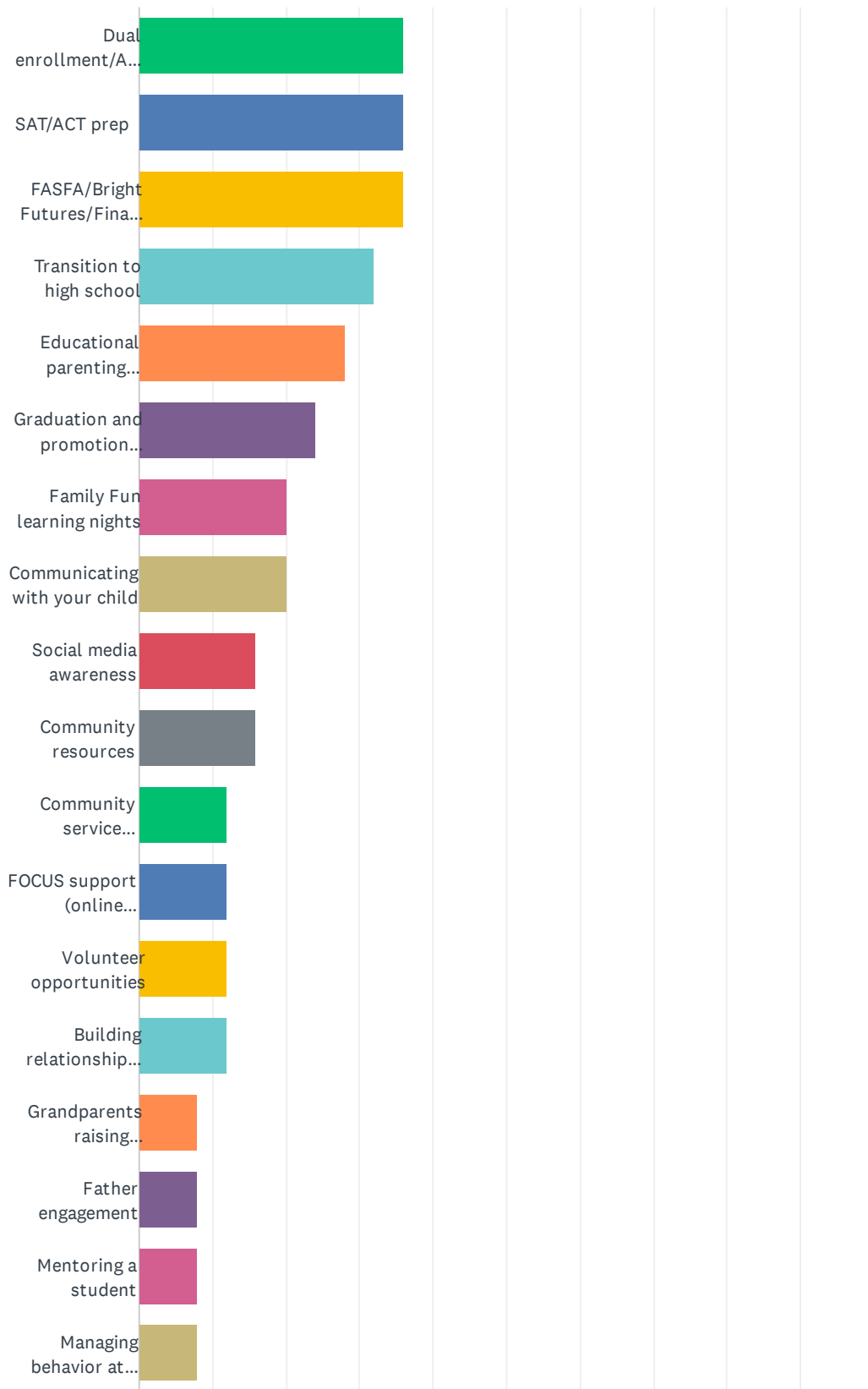


Brevard Public Schools Middle School Parent Survey 2019-2020

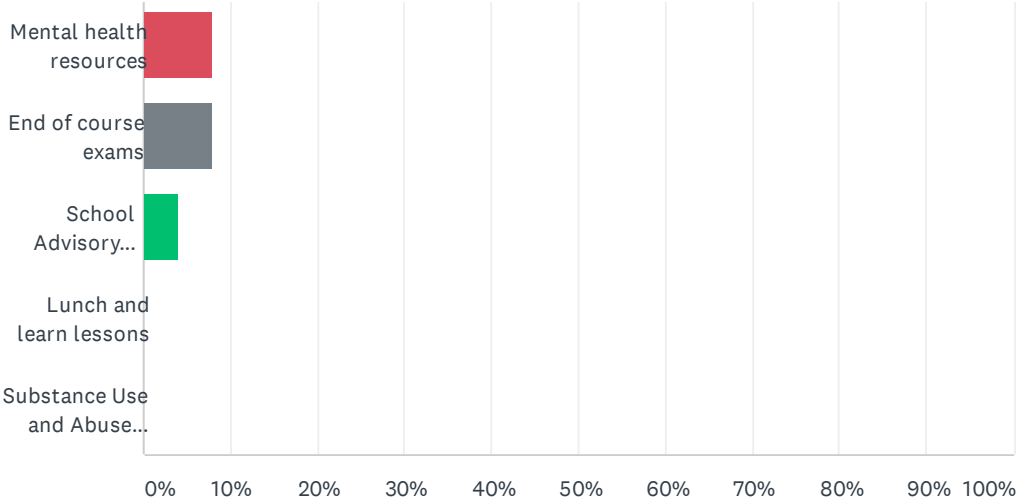
ANSWER CHOICES	RESPONSES	
Work schedule	48.00%	12
Did not receive information about meetings/events	28.00%	7
Meetings/events not at convenient times	20.00%	5
Information not relevant to me/my child	20.00%	5
Not interested in topics presented	20.00%	5
Not enough information provided	16.00%	4
Not enough prior notice provided	12.00%	3
Information provided was difficult to understand	0.00%	0
No transportation to get to meetings/events	0.00%	0
Needed translation services	0.00%	0
Total Respondents: 25		

Q10 Which of the following informational meetings and activities would you be interested in participating in or attending? (Check all that apply)

Answered: 25 Skipped: 9



Brevard Public Schools Middle School Parent Survey 2019-2020



Brevard Public Schools Middle School Parent Survey 2019-2020

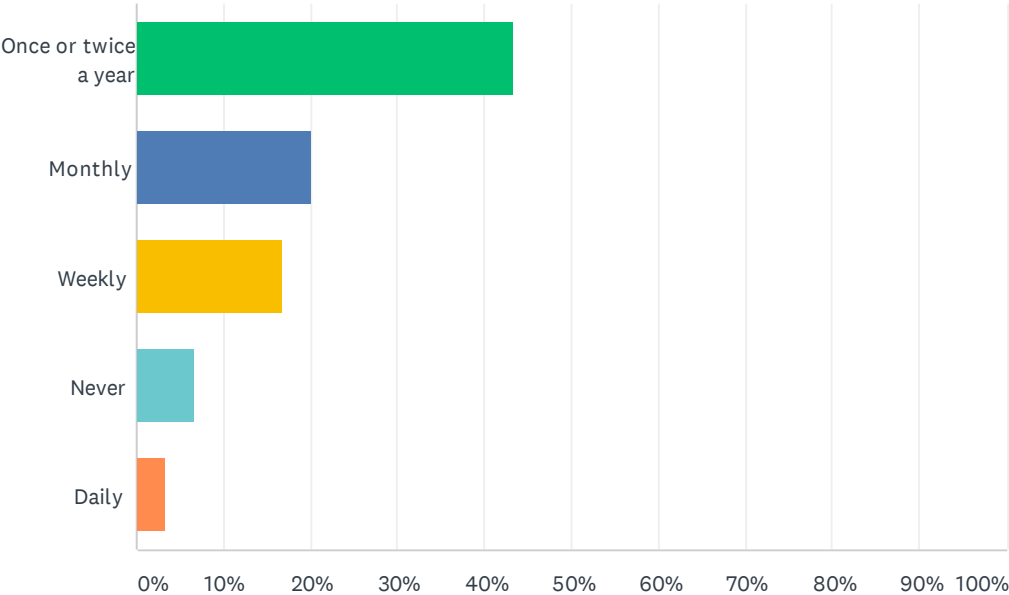
ANSWER CHOICES	RESPONSES	
Dual enrollment/Advanced Placement courses	36.00%	9
SAT/ACT prep	36.00%	9
FASFA/Bright Futures/Financial aid options	36.00%	9
Transition to high school	32.00%	8
Educational parenting workshops/classes	28.00%	7
Graduation and promotion requirements	24.00%	6
Family Fun learning nights	20.00%	5
Communicating with your child	20.00%	5
Social media awareness	16.00%	4
Community resources	16.00%	4
Community service projects with staff/students	12.00%	3
FOCUS support (online gradebook, absences and teacher webpages)	12.00%	3
Volunteer opportunities	12.00%	3
Building relationships with your child	12.00%	3
Grandparents raising grandchildren	8.00%	2
Father engagement	8.00%	2
Mentoring a student	8.00%	2
Managing behavior at home	8.00%	2
Mental health resources	8.00%	2
End of course exams	8.00%	2
School Advisory Council (SAC) or Parent Teacher Organization (PTO)	4.00%	1
Lunch and learn lessons	0.00%	0
Substance Use and Abuse (alcohol, street drugs, vaping, prescription drugs)	0.00%	0
Total Respondents: 25		

Q11 In what ways can family engagement be strengthened at your child's school?

Answered: 11 Skipped: 23

Q12 How often do you communicate with your child's teachers?

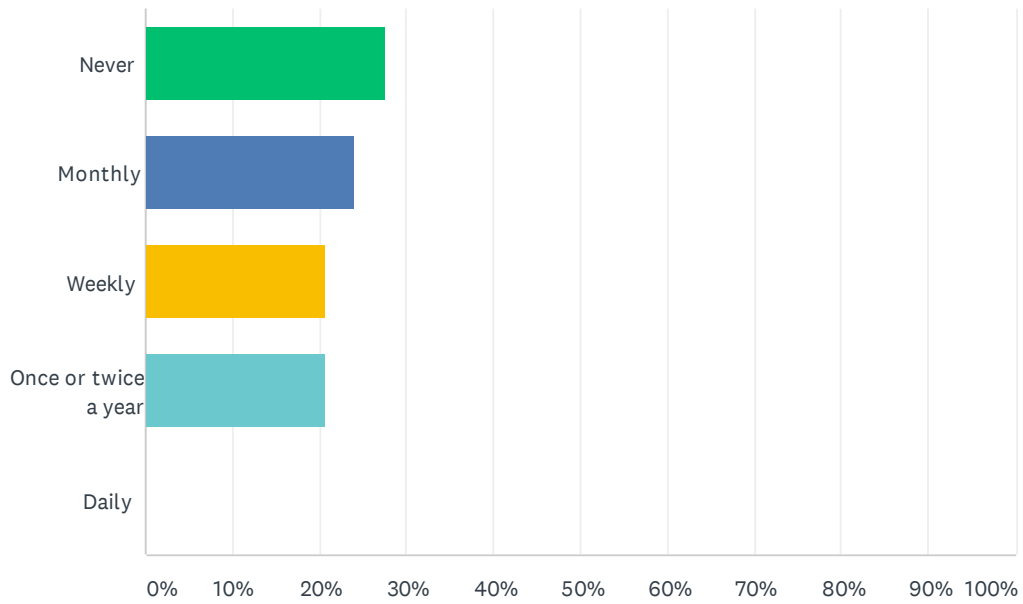
Answered: 30 Skipped: 4



ANSWER CHOICES	RESPONSES	
Once or twice a year	43.33%	13
Monthly	20.00%	6
Weekly	16.67%	5
Never	6.67%	2
Daily	3.33%	1
TOTAL		30

Q13 How often do your child's teachers communicate with you about your child's progress?

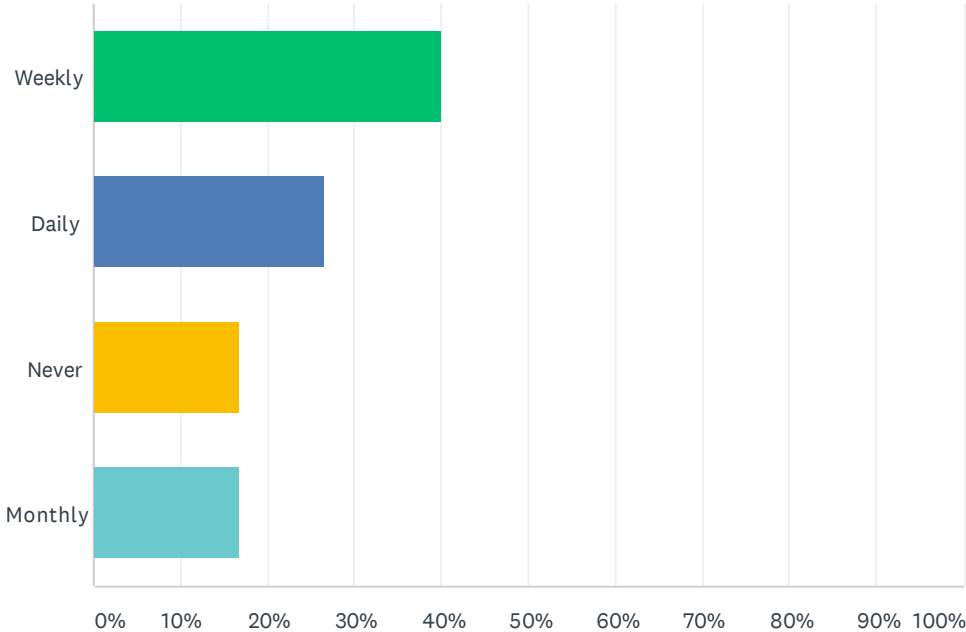
Answered: 29 Skipped: 5



ANSWER CHOICES	RESPONSES	
Never	27.59%	8
Monthly	24.14%	7
Weekly	20.69%	6
Once or twice a year	20.69%	6
Daily	0.00%	0
TOTAL		29

Q14 How often do you access your child's grades and attendance information through FOCUS?

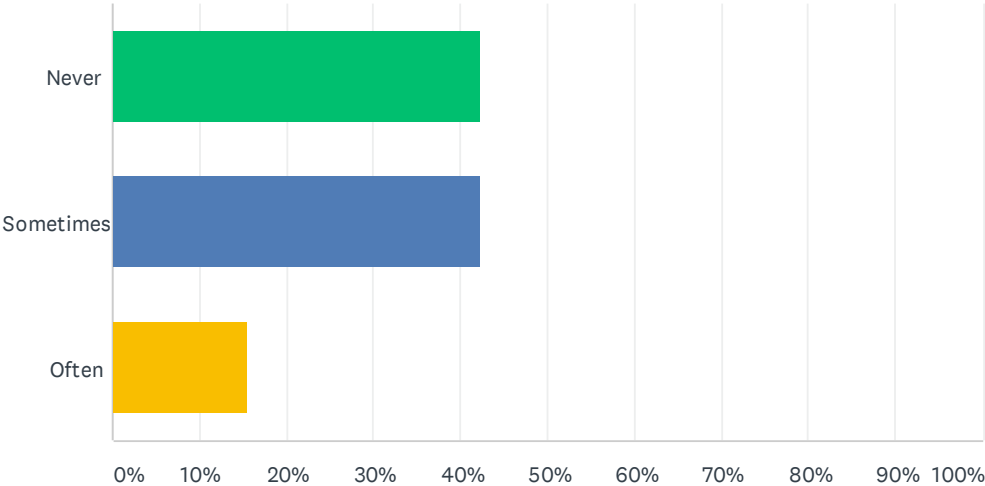
Answered: 30 Skipped: 4



ANSWER CHOICES	RESPONSES	
Weekly	40.00%	12
Daily	26.67%	8
Never	16.67%	5
Monthly	16.67%	5
TOTAL		30

Q15 How often does your child's school or teachers provide you with information about ways you can help your child's learning at home?

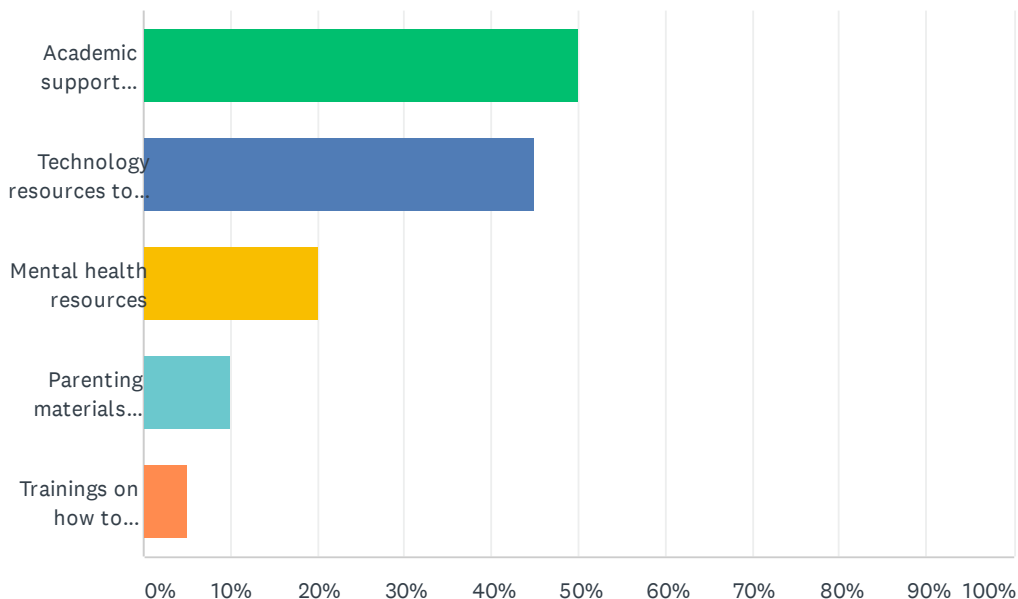
Answered: 26 Skipped: 8



ANSWER CHOICES	RESPONSES	
Never	42.31%	11
Sometimes	42.31%	11
Often	15.38%	4
TOTAL		26

Q16 What types of family engagement resources would you use if they were provided at your school?

Answered: 20 Skipped: 14



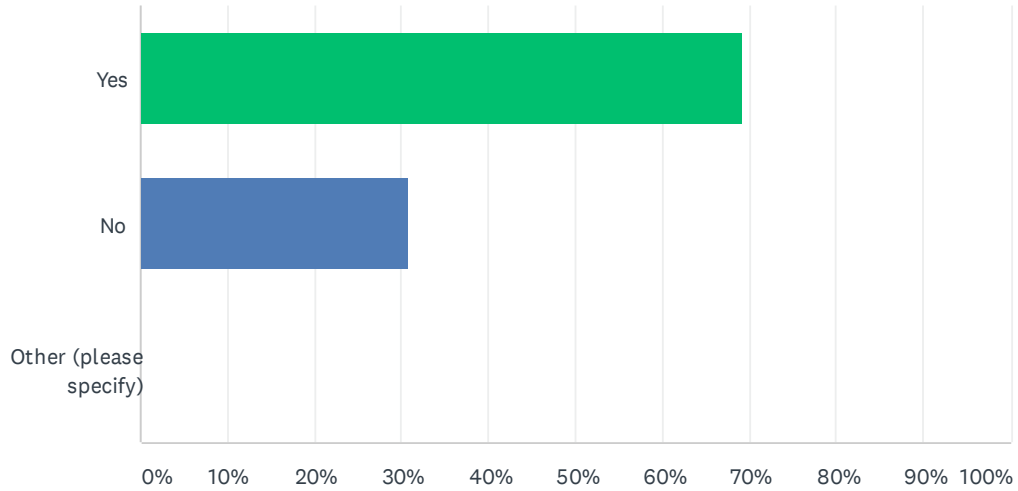
ANSWER CHOICES	RESPONSES	
Academic support materials for families to use at home	50.00%	10
Technology resources to support learning at home	45.00%	9
Mental health resources	20.00%	4
Parenting materials (books and articles for check out)	10.00%	2
Trainings on how to participate in school decision-making committees	5.00%	1
Total Respondents: 20		

Q17 What support do you need from the school to ensure your child's success in middle school?

Answered: 10 Skipped: 24

Q18 Have you been given opportunities to provide input and feedback into school decisions (school improvement, Title I services, event planning, discipline)?

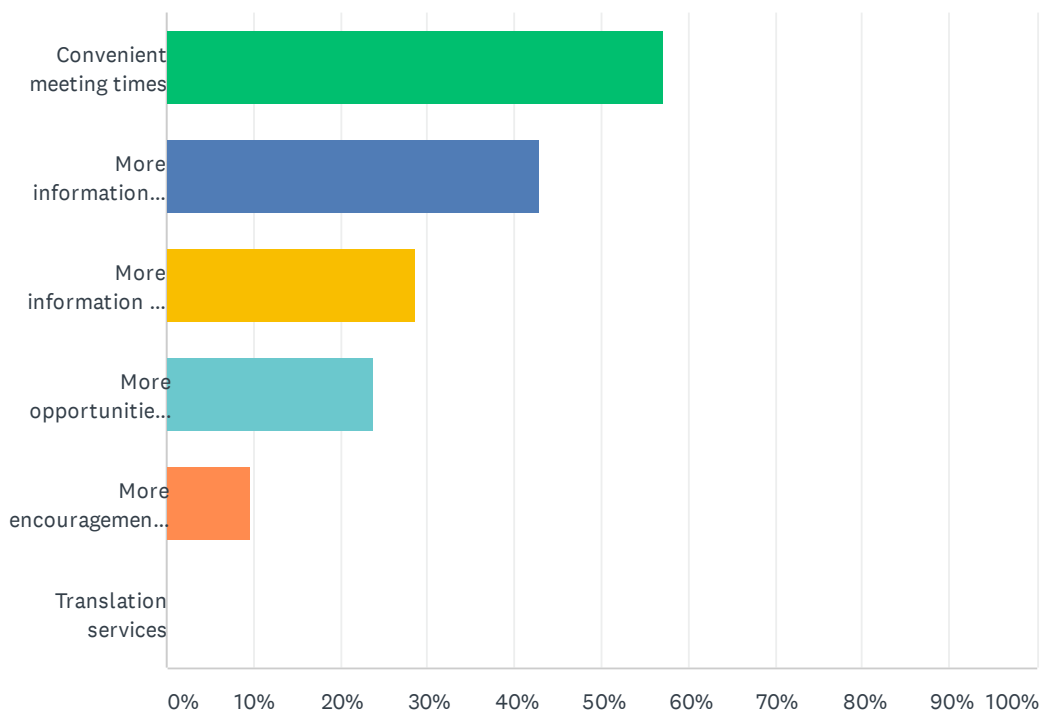
Answered: 26 Skipped: 8



ANSWER CHOICES	RESPONSES	
Yes	69.23%	18
No	30.77%	8
Other (please specify)	0.00%	0
TOTAL		26

Q19 How could your school assist you in playing a more active role in school decision-making?

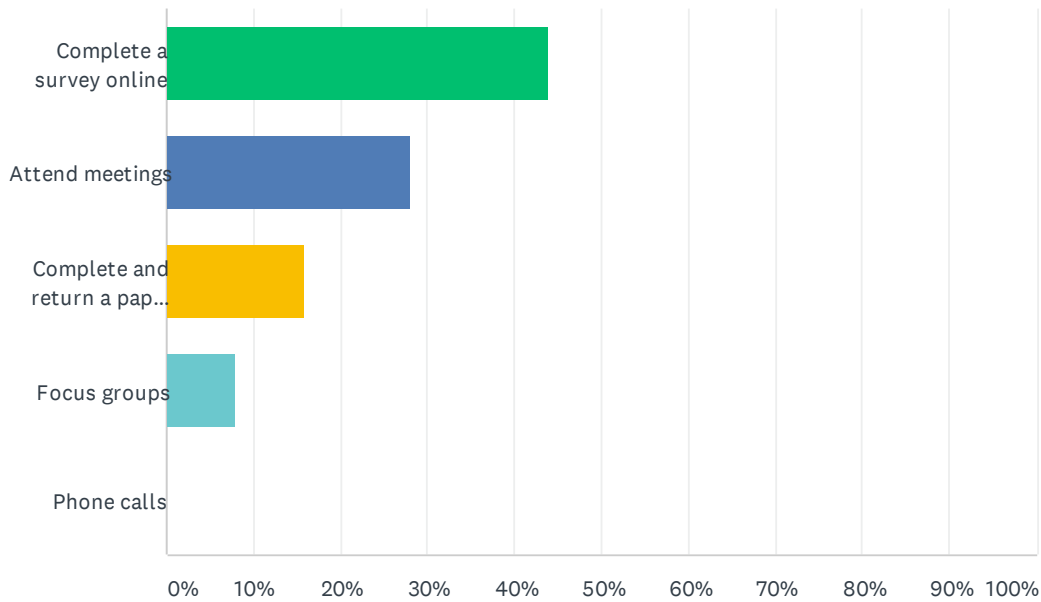
Answered: 21 Skipped: 13



ANSWER CHOICES	RESPONSES	
Convenient meeting times	57.14%	12
More information about school issues to be addressed	42.86%	9
More information on how to become engaged	28.57%	6
More opportunities to share my opinion about school issues	23.81%	5
More encouragement from the school to become engaged	9.52%	2
Translation services	0.00%	0
Total Respondents: 21		

Q20 What is the best way for you to provide input regarding your child's school?

Answered: 25 Skipped: 9



ANSWER CHOICES	RESPONSES	
Complete a survey online	44.00%	11
Attend meetings	28.00%	7
Complete and return a paper survey	16.00%	4
Focus groups	8.00%	2
Phone calls	0.00%	0
TOTAL		25

Q21 What do you feel is working well at your child's school? (This is your chance to brag about your school and share what you like about it!)

Answered: 9 Skipped: 25

Q22 What do you feel is not working, difficult, and/or needs improvement at your child's school? (This is your chance to tell us what you would like to see change.)

Answered: 10 Skipped: 24