


## Q1 What school does your child attend?

Answered: 170 Skipped: 0

# Brevard Public Schools Middle School Parent Survey 2019-2020

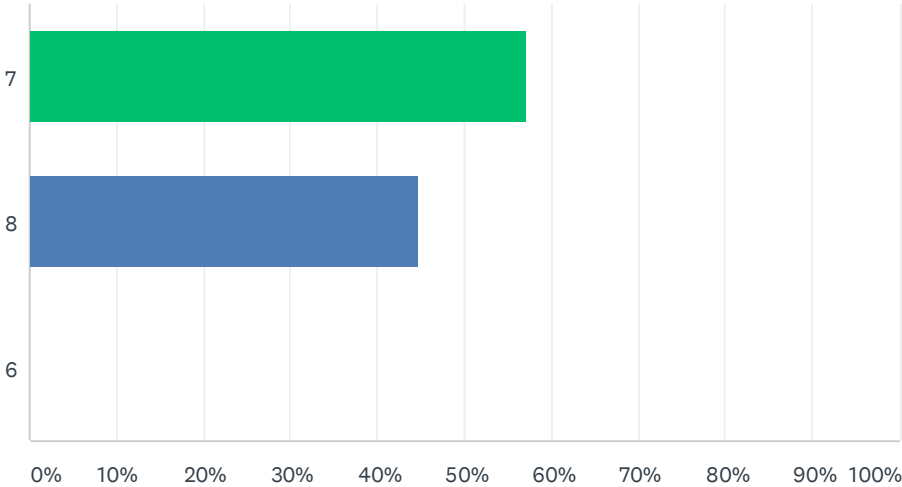


Brevard Public Schools Middle School Parent Survey 2019-2020

ANSWER CHOICES	RESPONSES	
DeLaura Middle School	100.00%	170
Brevard Virtual Instruction Program (BVIP)	0.00%	0
Central Middle School	0.00%	0
Cocoa Beach Jr./Sr. High	0.00%	0
Cocoa High	0.00%	0
Edgewood Jr./Sr. High	0.00%	0
Hoover Middle School	0.00%	0
Jackson Middle School	0.00%	0
Jefferson Middle School	0.00%	0
Johnson Middle School	0.00%	0
Kennedy Middle School	0.00%	0
Madison Middle School	0.00%	0
McNair Magnet	0.00%	0
Pathways at Gardendale (North/Central Area Alternative Center)	0.00%	0
Pathways at Pine Grove (South Area Alternative Center)	0.00%	0
Southwest Middle School	0.00%	0
Space Coast Jr./Sr. High	0.00%	0
Stone Middle School	0.00%	0
West Shore Jr./Sr. High	0.00%	0
<b>TOTAL</b>		<b>170</b>

## Q2 What is your child's current grade level?

Answered: 170 Skipped: 0

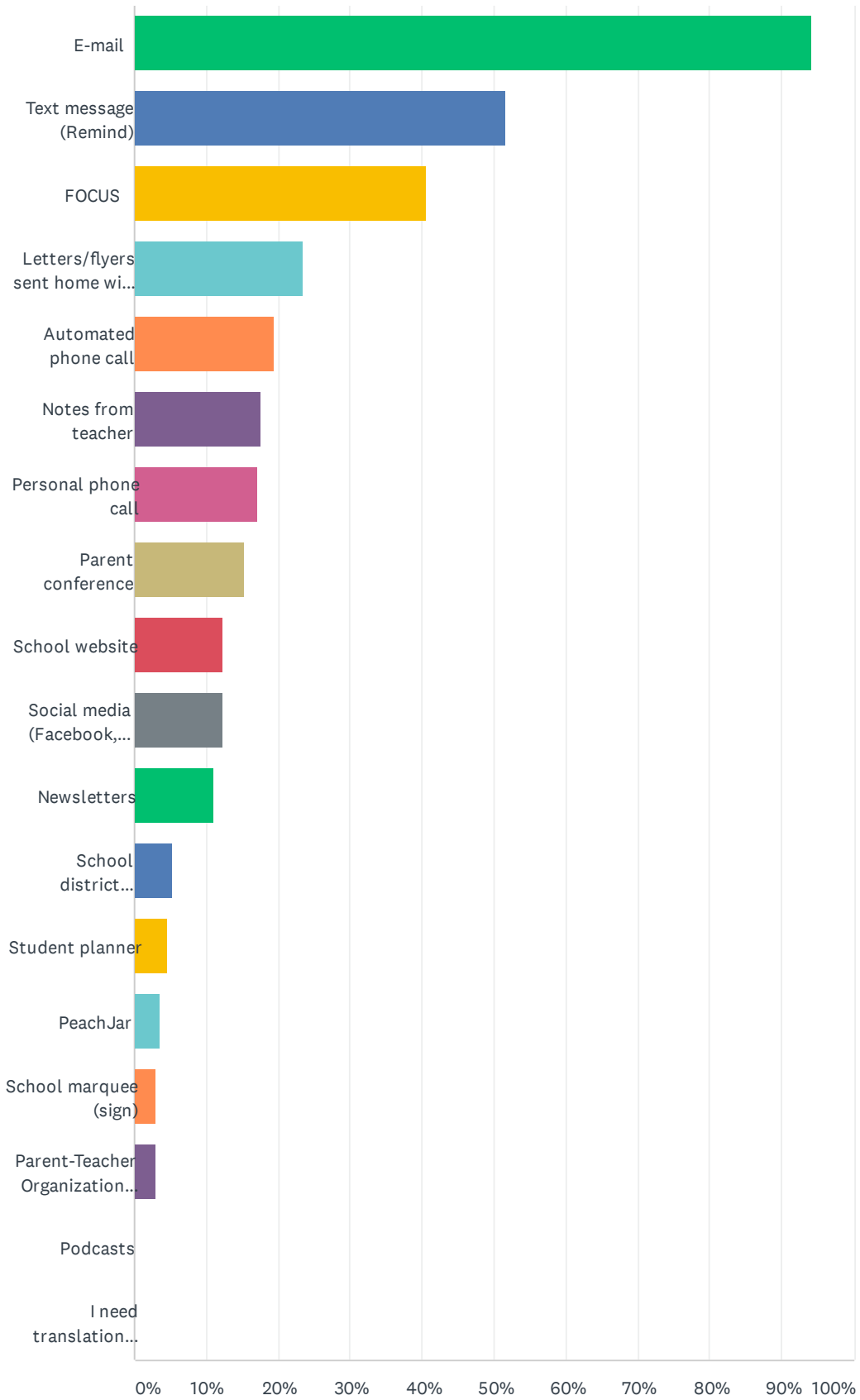


ANSWER CHOICES	RESPONSES	
7	57.06%	97
8	44.71%	76
6	0.00%	0
Total Respondents: 170		

**Q3 What is the best way for us to get important information regarding school events or your child's progress to you? (Check all that apply)**

Answered: 170 Skipped: 0

# Brevard Public Schools Middle School Parent Survey 2019-2020

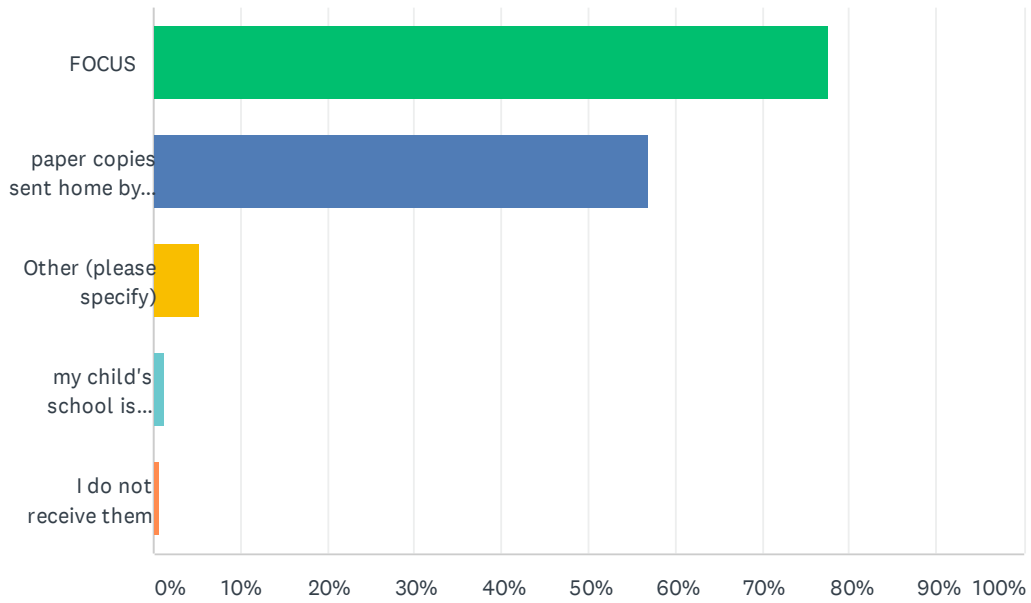


Brevard Public Schools Middle School Parent Survey 2019-2020

ANSWER CHOICES	RESPONSES	
E-mail	94.12%	160
Text message (Remind)	51.76%	88
FOCUS	40.59%	69
Letters/flyers sent home with students	23.53%	40
Automated phone call	19.41%	33
Notes from teacher	17.65%	30
Personal phone call	17.06%	29
Parent conference	15.29%	26
School website	12.35%	21
Social media (Facebook, Twitter)	12.35%	21
Newsletters	11.18%	19
School district website	5.29%	9
Student planner	4.71%	8
PeachJar	3.53%	6
School marquee (sign)	2.94%	5
Parent-Teacher Organization (PTO/PTA)	2.94%	5
Podcasts	0.00%	0
I need translation assistance	0.00%	0
Total Respondents: 170		

## Q4 How do you receive interim reports and report cards?

Answered: 169 Skipped: 1

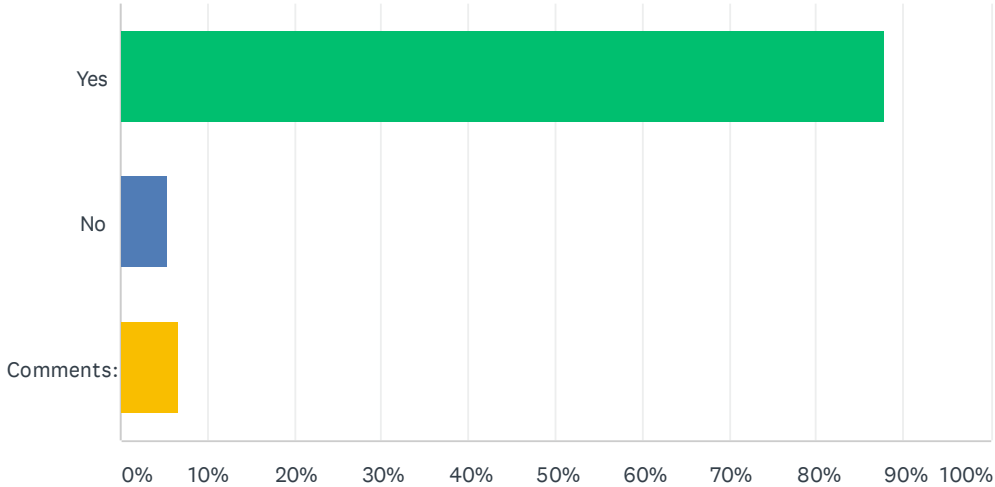


ANSWER CHOICES	RESPONSES	
FOCUS	77.51%	131
paper copies sent home by the school	56.80%	96
Other (please specify)	5.33%	9
my child's school is paperless	1.18%	2
I do not receive them	0.59%	1
Total Respondents: 169		



### Q5 Do you feel welcome at your child's school?

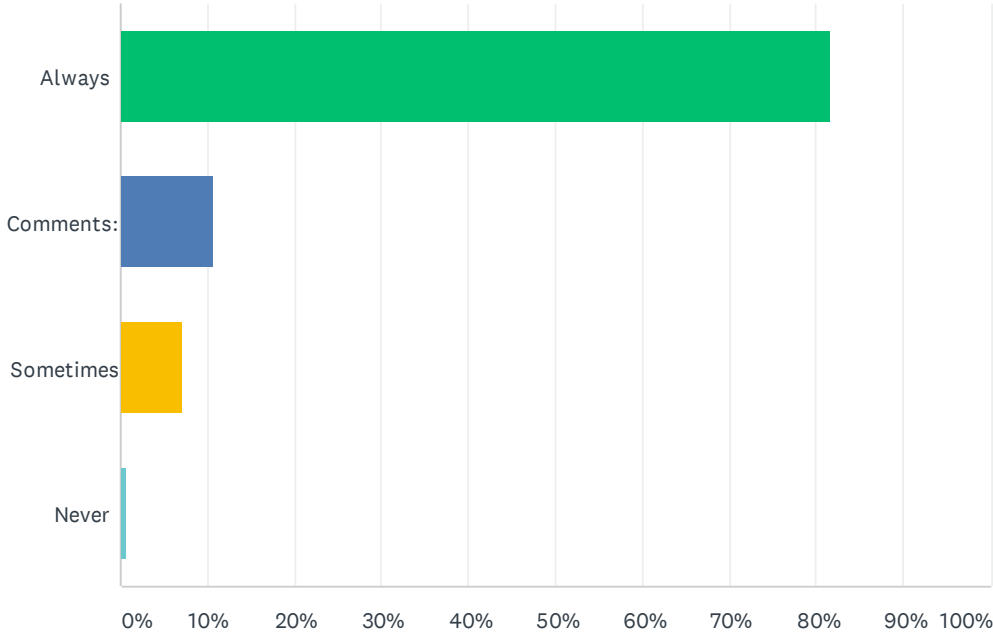
Answered: 166 Skipped: 4



ANSWER CHOICES	RESPONSES	
Yes	87.95%	146
No	5.42%	9
Comments:	6.63%	11
<b>TOTAL</b>		<b>166</b>

### Q6 The office staff at my school is polite and is helpful in answering my questions or concerns.

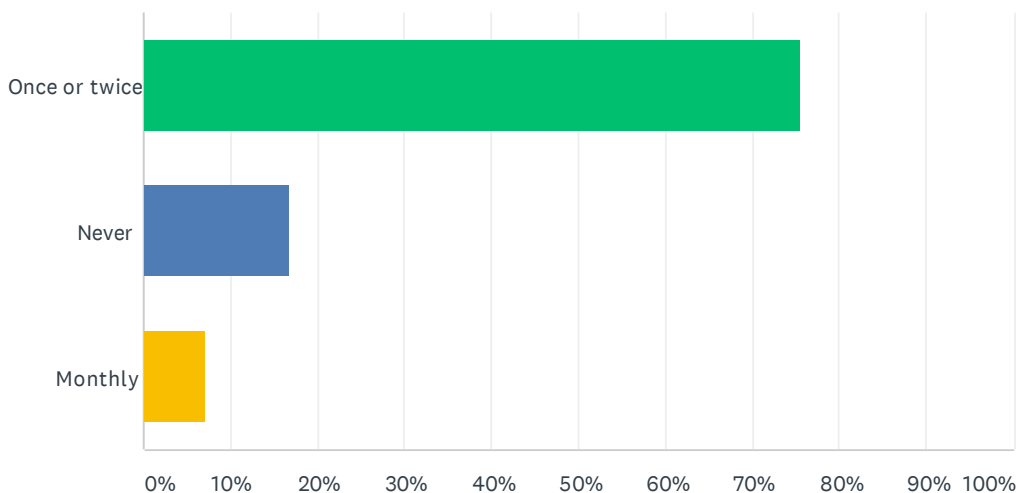
Answered: 168 Skipped: 2



ANSWER CHOICES	RESPONSES	
Always	81.55%	137
Comments:	10.71%	18
Sometimes	7.14%	12
Never	0.60%	1
<b>TOTAL</b>		<b>168</b>

### Q7 In the past year, how often did you attend a parent meeting or event at your child's school that supported your child's academic success?

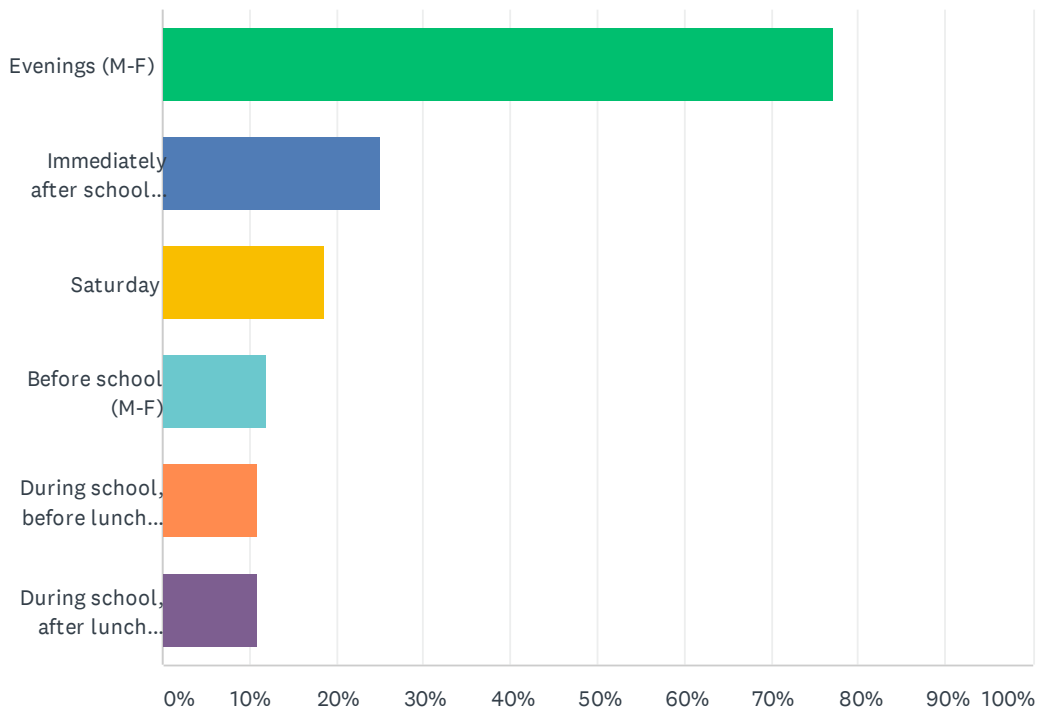
Answered: 167 Skipped: 3



ANSWER CHOICES	RESPONSES	
Once or twice	75.45%	126
Never	16.77%	28
Monthly	7.19%	12
<b>TOTAL</b>		<b>167</b>

## Q8 When is the best time for you to attend a school event for families?

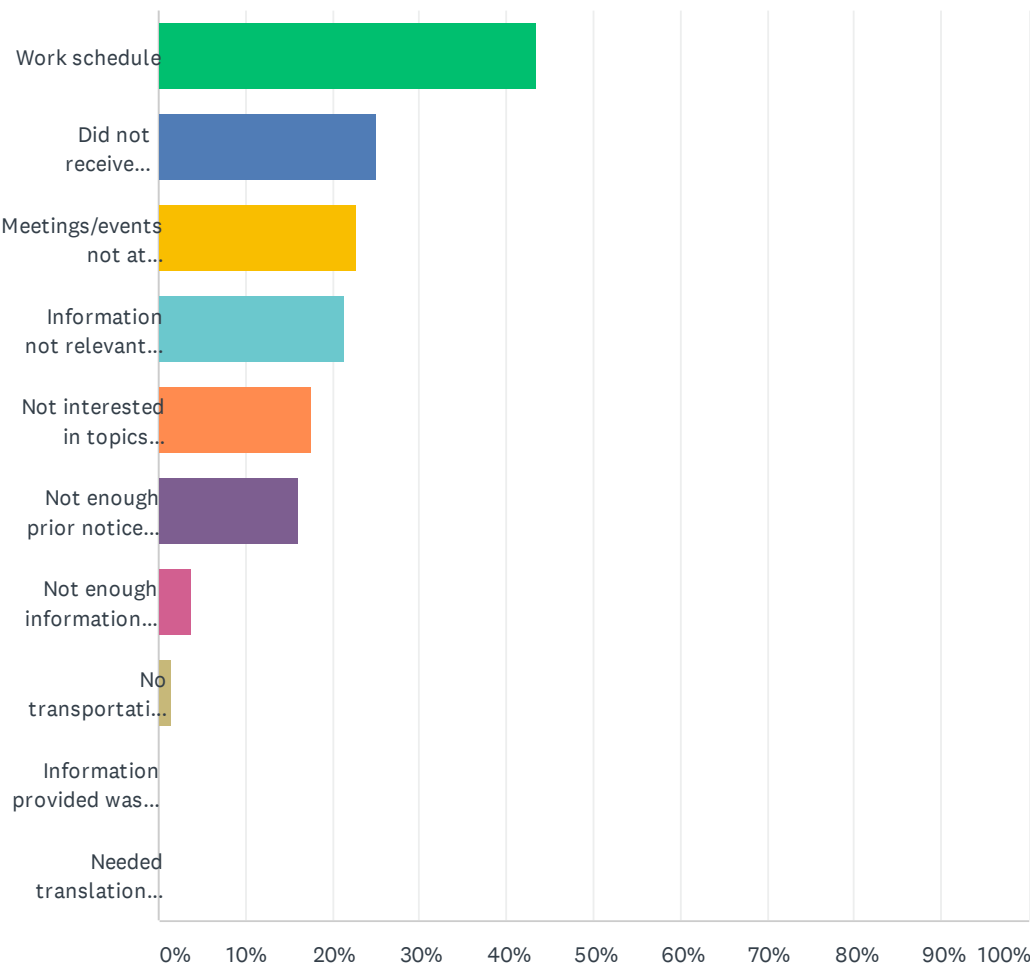
Answered: 167 Skipped: 3



ANSWER CHOICES	RESPONSES	
Evenings (M-F)	77.25%	129
Immediately after school (M-F)	25.15%	42
Saturday	18.56%	31
Before school (M-F)	11.98%	20
During school, before lunch (M-F)	10.78%	18
During school, after lunch (M-F)	10.78%	18
Total Respondents: 167		

### Q9 If you were unable to attend informational meetings or academic events, please share why. (Check all that apply)

Answered: 131 Skipped: 39

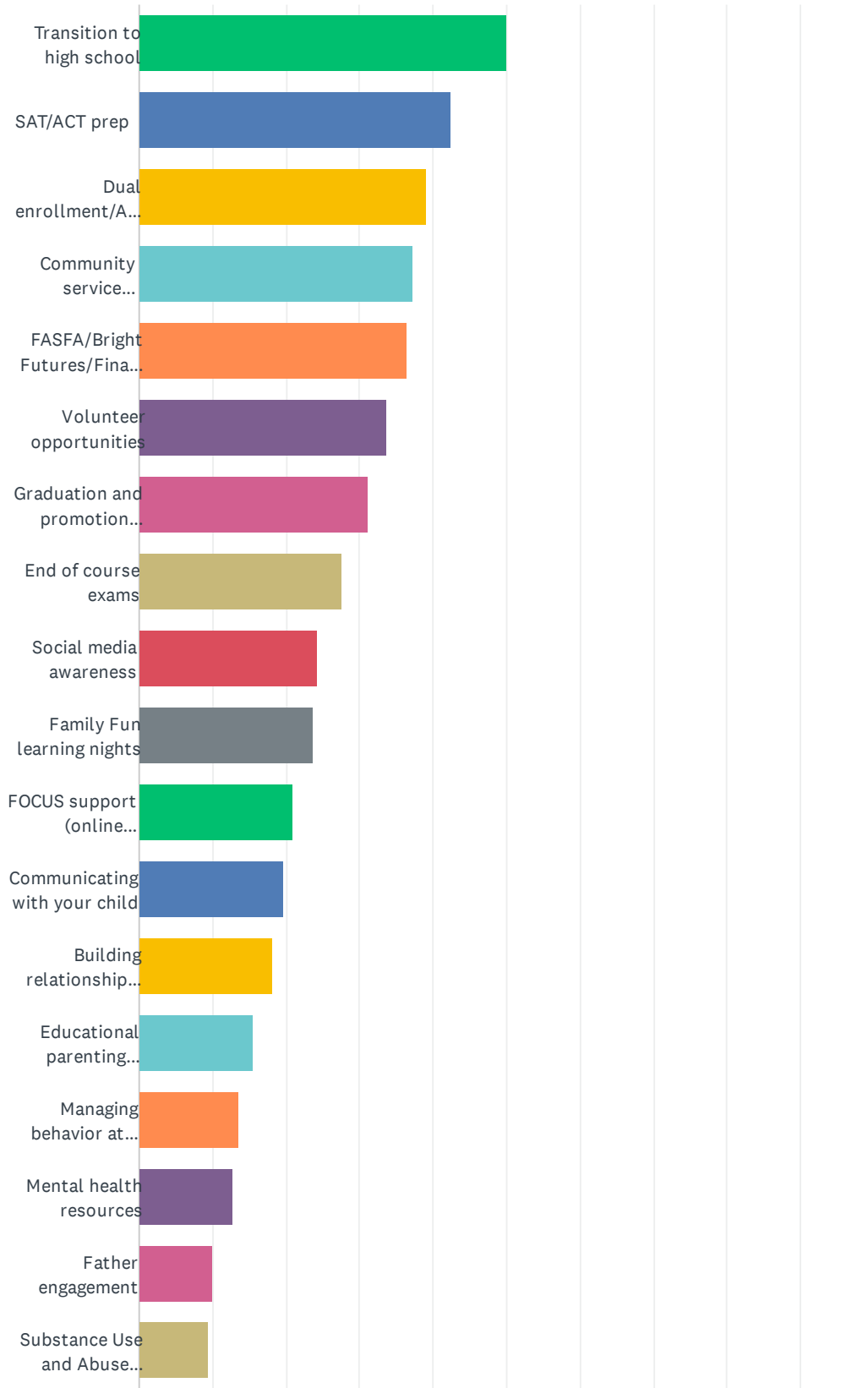


Brevard Public Schools Middle School Parent Survey 2019-2020

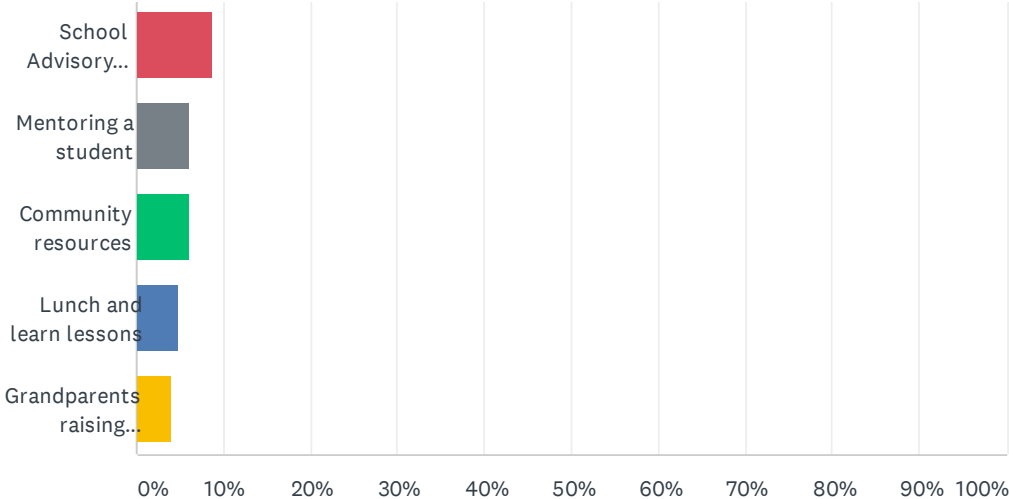
ANSWER CHOICES	RESPONSES	
Work schedule	43.51%	57
Did not receive information about meetings/events	25.19%	33
Meetings/events not at convenient times	22.90%	30
Information not relevant to me/my child	21.37%	28
Not interested in topics presented	17.56%	23
Not enough prior notice provided	16.03%	21
Not enough information provided	3.82%	5
No transportation to get to meetings/events	1.53%	2
Information provided was difficult to understand	0.00%	0
Needed translation services	0.00%	0
Total Respondents: 131		

### Q10 Which of the following informational meetings and activities would you be interested in participating in or attending? (Check all that apply)

Answered: 148 Skipped: 22



Brevard Public Schools Middle School Parent Survey 2019-2020





Brevard Public Schools Middle School Parent Survey 2019-2020

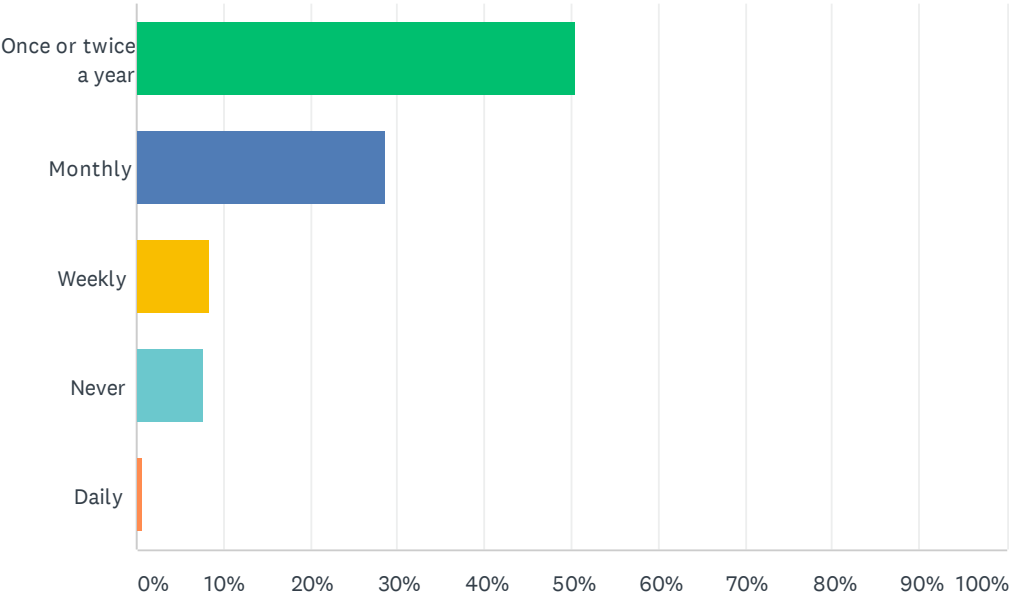
ANSWER CHOICES	RESPONSES	
Transition to high school	50.00%	74
SAT/ACT prep	42.57%	63
Dual enrollment/Advanced Placement courses	39.19%	58
Community service projects with staff/students	37.16%	55
FASFA/Bright Futures/Financial aid options	36.49%	54
Volunteer opportunities	33.78%	50
Graduation and promotion requirements	31.08%	46
End of course exams	27.70%	41
Social media awareness	24.32%	36
Family Fun learning nights	23.65%	35
FOCUS support (online gradebook, absences and teacher webpages)	20.95%	31
Communicating with your child	19.59%	29
Building relationships with your child	18.24%	27
Educational parenting workshops/classes	15.54%	23
Managing behavior at home	13.51%	20
Mental health resources	12.84%	19
Father engagement	10.14%	15
Substance Use and Abuse (alcohol, street drugs, vaping, prescription drugs)	9.46%	14
School Advisory Council (SAC) or Parent Teacher Organization (PTO)	8.78%	13
Mentoring a student	6.08%	9
Community resources	6.08%	9
Lunch and learn lessons	4.73%	7
Grandparents raising grandchildren	4.05%	6
Total Respondents: 148		

**Q11 In what ways can family engagement be strengthened at your child's school?**

Answered: 50 Skipped: 120

### Q12 How often do you communicate with your child's teachers?

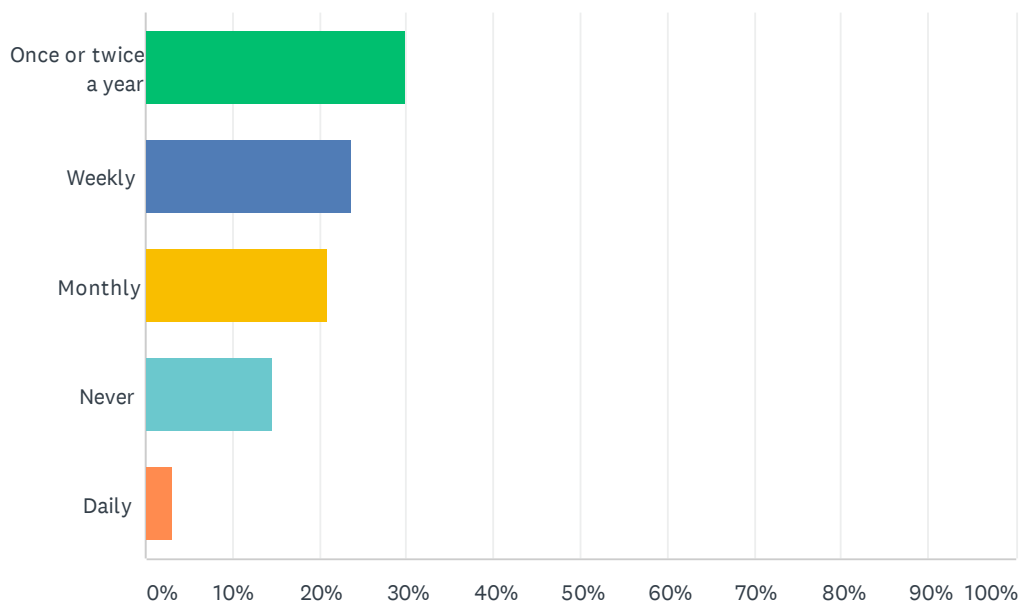
Answered: 157 Skipped: 13



ANSWER CHOICES	RESPONSES	
Once or twice a year	50.32%	79
Monthly	28.66%	45
Weekly	8.28%	13
Never	7.64%	12
Daily	0.64%	1
<b>TOTAL</b>		<b>157</b>

### Q13 How often do your child's teachers communicate with you about your child's progress?

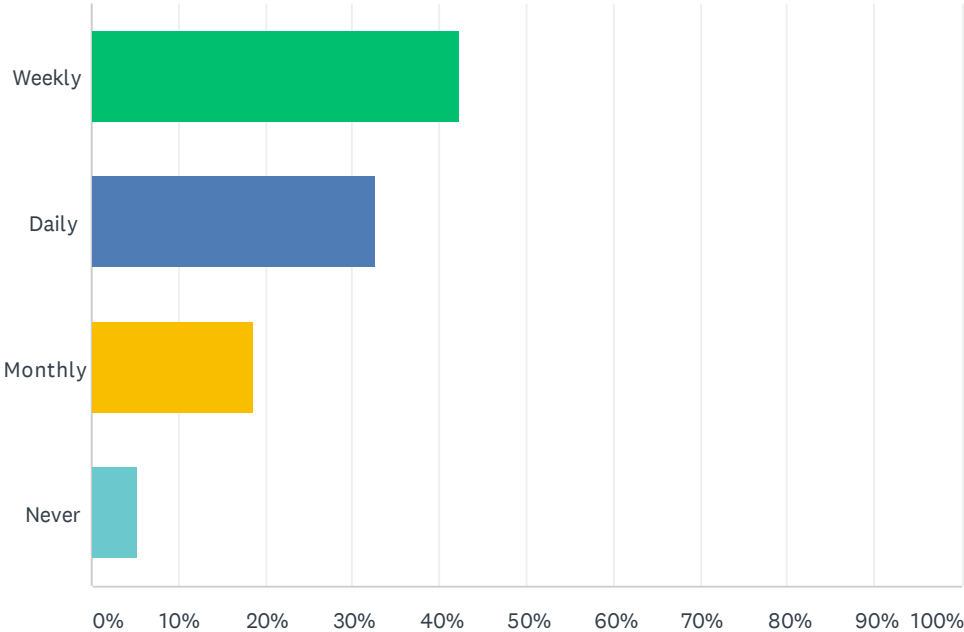
Answered: 157 Skipped: 13



ANSWER CHOICES	RESPONSES	
Once or twice a year	29.94%	47
Weekly	23.57%	37
Monthly	21.02%	33
Never	14.65%	23
Daily	3.18%	5
<b>TOTAL</b>		<b>157</b>

### Q14 How often do you access your child's grades and attendance information through FOCUS?

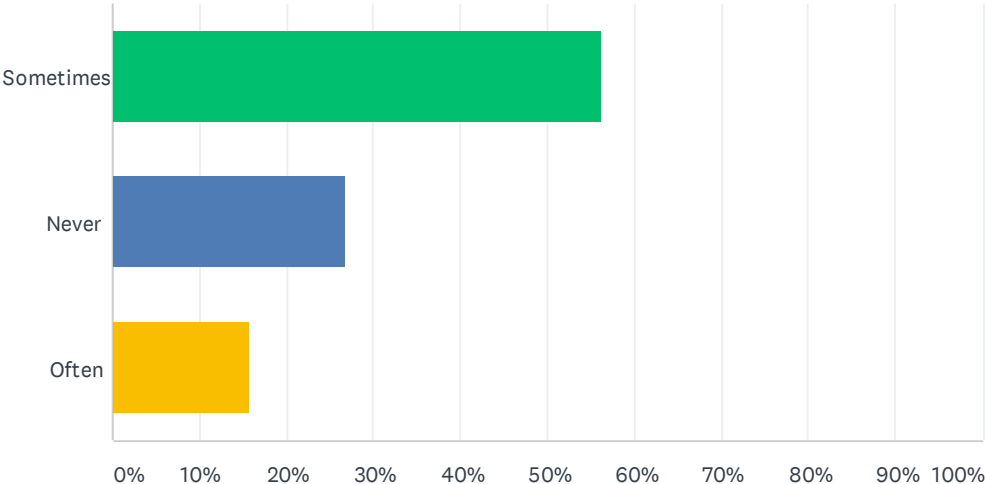
Answered: 156 Skipped: 14



ANSWER CHOICES	RESPONSES	
Weekly	42.31%	66
Daily	32.69%	51
Monthly	18.59%	29
Never	5.13%	8
<b>TOTAL</b>		<b>156</b>

### Q15 How often does your child's school or teachers provide you with information about ways you can help your child's learning at home?

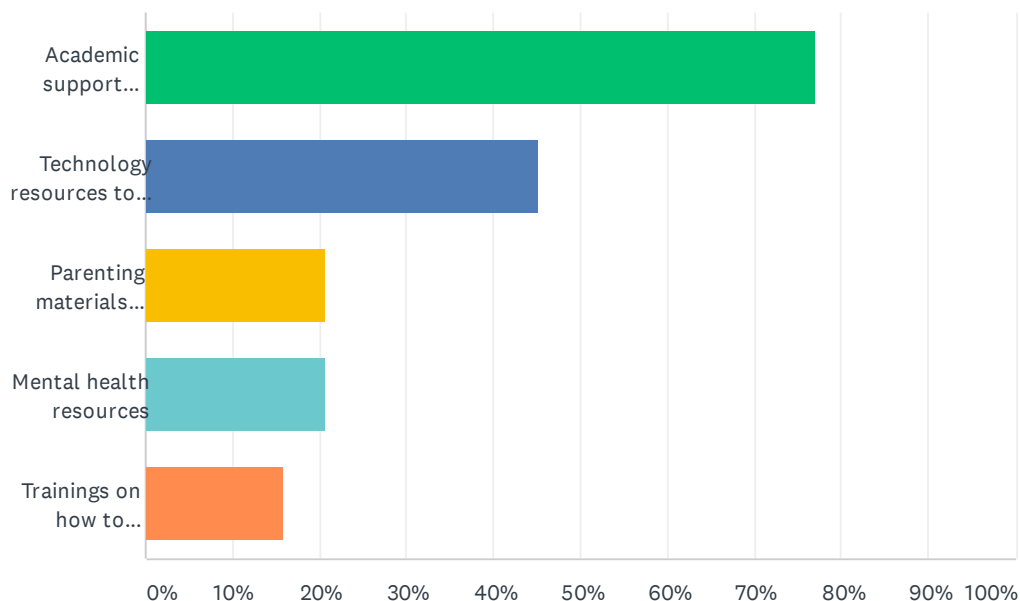
Answered: 153 Skipped: 17



ANSWER CHOICES	RESPONSES	
Sometimes	56.21%	86
Never	26.80%	41
Often	15.69%	24
TOTAL		153

## Q16 What types of family engagement resources would you use if they were provided at your school?

Answered: 126 Skipped: 44



ANSWER CHOICES	RESPONSES	
Academic support materials for families to use at home	76.98%	97
Technology resources to support learning at home	45.24%	57
Parenting materials (books and articles for check out)	20.63%	26
Mental health resources	20.63%	26
Trainings on how to participate in school decision-making committees	15.87%	20
Total Respondents: 126		

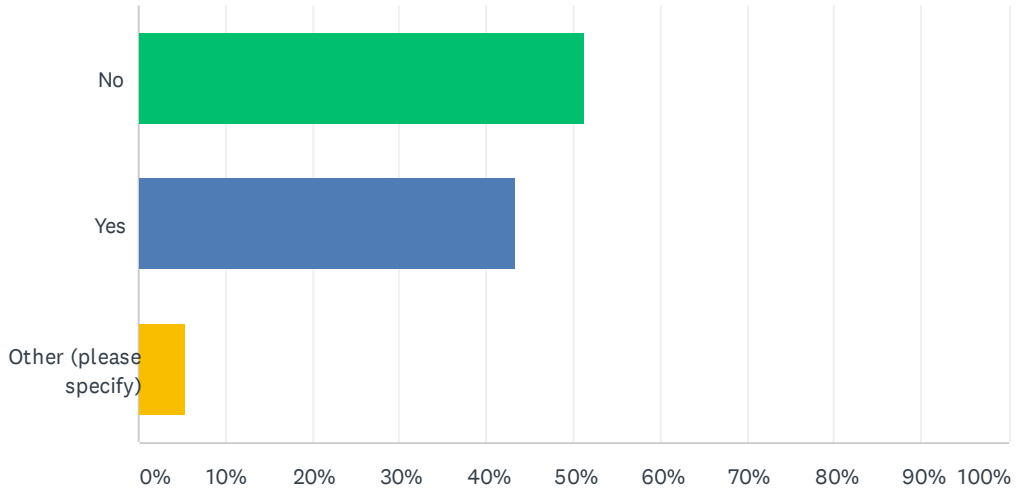
## Q17 What support do you need from the school to ensure your child's success in middle school?

Answered: 62 Skipped: 108



### Q18 Have you been given opportunities to provide input and feedback into school decisions (school improvement, Title I services, event planning, discipline)?

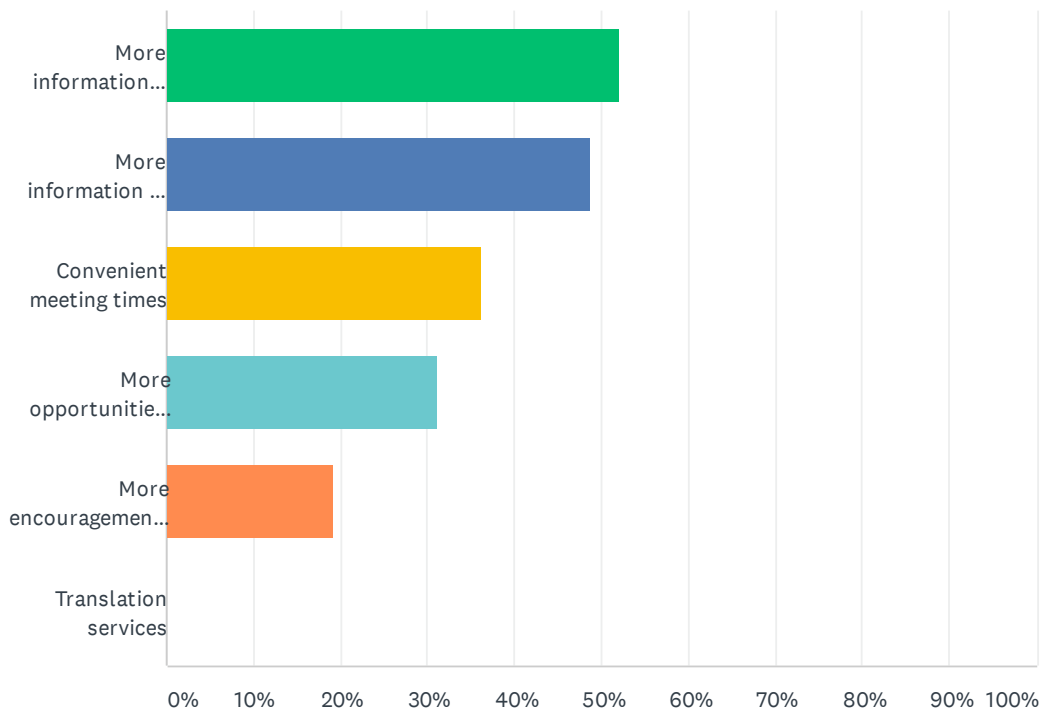
Answered: 148 Skipped: 22



ANSWER CHOICES	RESPONSES	
No	51.35%	76
Yes	43.24%	64
Other (please specify)	5.41%	8
<b>TOTAL</b>		<b>148</b>

## Q19 How could your school assist you in playing a more active role in school decision-making?

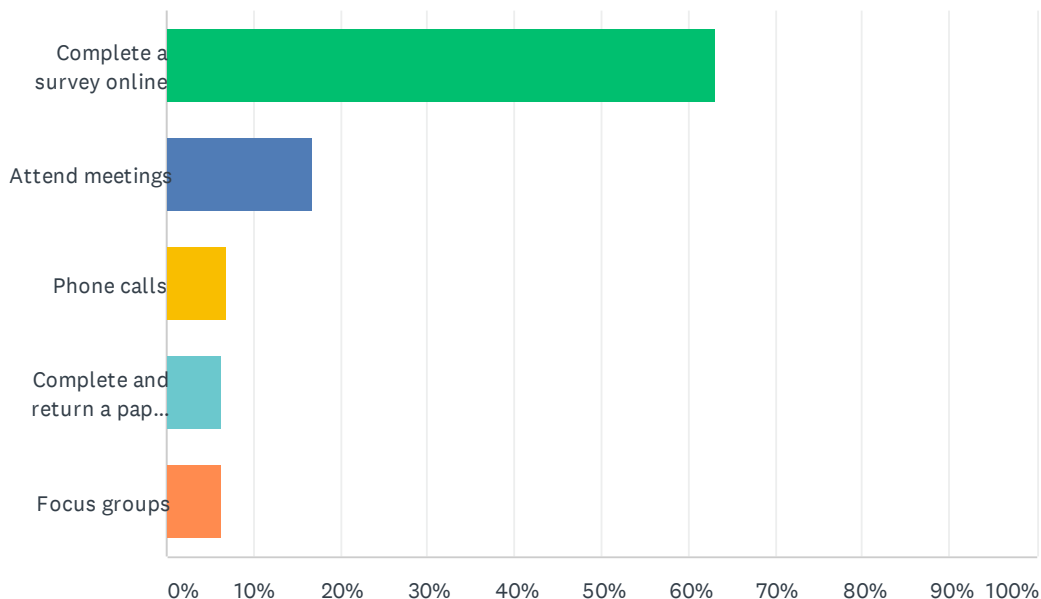
Answered: 119 Skipped: 51



ANSWER CHOICES	RESPONSES
More information about school issues to be addressed	52.10% 62
More information on how to become engaged	48.74% 58
Convenient meeting times	36.13% 43
More opportunities to share my opinion about school issues	31.09% 37
More encouragement from the school to become engaged	19.33% 23
Translation services	0.00% 0
Total Respondents: 119	

## Q20 What is the best way for you to provide input regarding your child's school?

Answered: 144 Skipped: 26



ANSWER CHOICES	RESPONSES	
Complete a survey online	63.19%	91
Attend meetings	16.67%	24
Phone calls	6.94%	10
Complete and return a paper survey	6.25%	9
Focus groups	6.25%	9
<b>TOTAL</b>		<b>144</b>

Q21 What do you feel is working well at your child's school? (This is your chance to brag about your school and share what you like about it!)

Answered: 83 Skipped: 87

Q22 What do you feel is not working, difficult, and/or needs improvement at your child's school? (This is your chance to tell us what you would like to see change.)

Answered: 75 Skipped: 95