


## Q1 What school does your child attend?

Answered: 147 Skipped: 0

# Brevard Public Schools High School Parent Survey 2019-2020

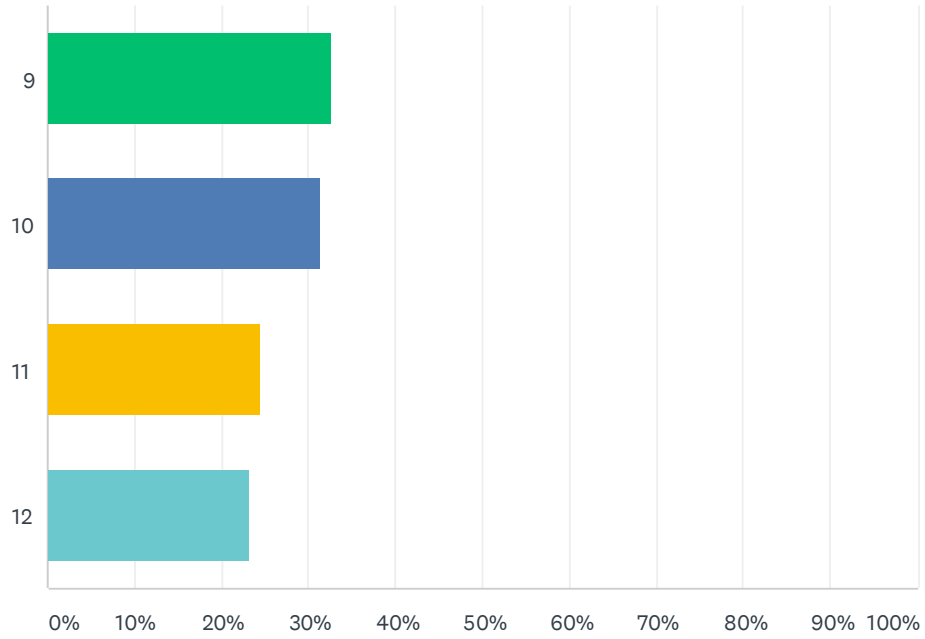


Brevard Public Schools High School Parent Survey 2019-2020

ANSWER CHOICES	RESPONSES	
Astronaut High	100.00%	147
Bayside High	0.00%	0
Brevard Virtual Instruction Program (BVIP)	0.00%	0
Cocoa Beach Jr./Sr. High	0.00%	0
Cocoa High	0.00%	0
Eau Gallie High	0.00%	0
Edgewood Jr./Sr. High	0.00%	0
Heritage High	0.00%	0
Melbourne High	0.00%	0
Merritt Island High	0.00%	0
Pathways at Gardendale (North/Central Area Alternative Center)	0.00%	0
Palm Bay Magnet High	0.00%	0
Rockledge High	0.00%	0
Satellite High	0.00%	0
Pathways at Pine Grove (South Area Alternative Center)	0.00%	0
Space Coast Jr./Sr. High	0.00%	0
Titusville High	0.00%	0
Viera High	0.00%	0
West Shore Jr./Sr. High	0.00%	0
<b>TOTAL</b>		<b>147</b>

## Q2 What is your child's current grade level?

Answered: 147 Skipped: 0

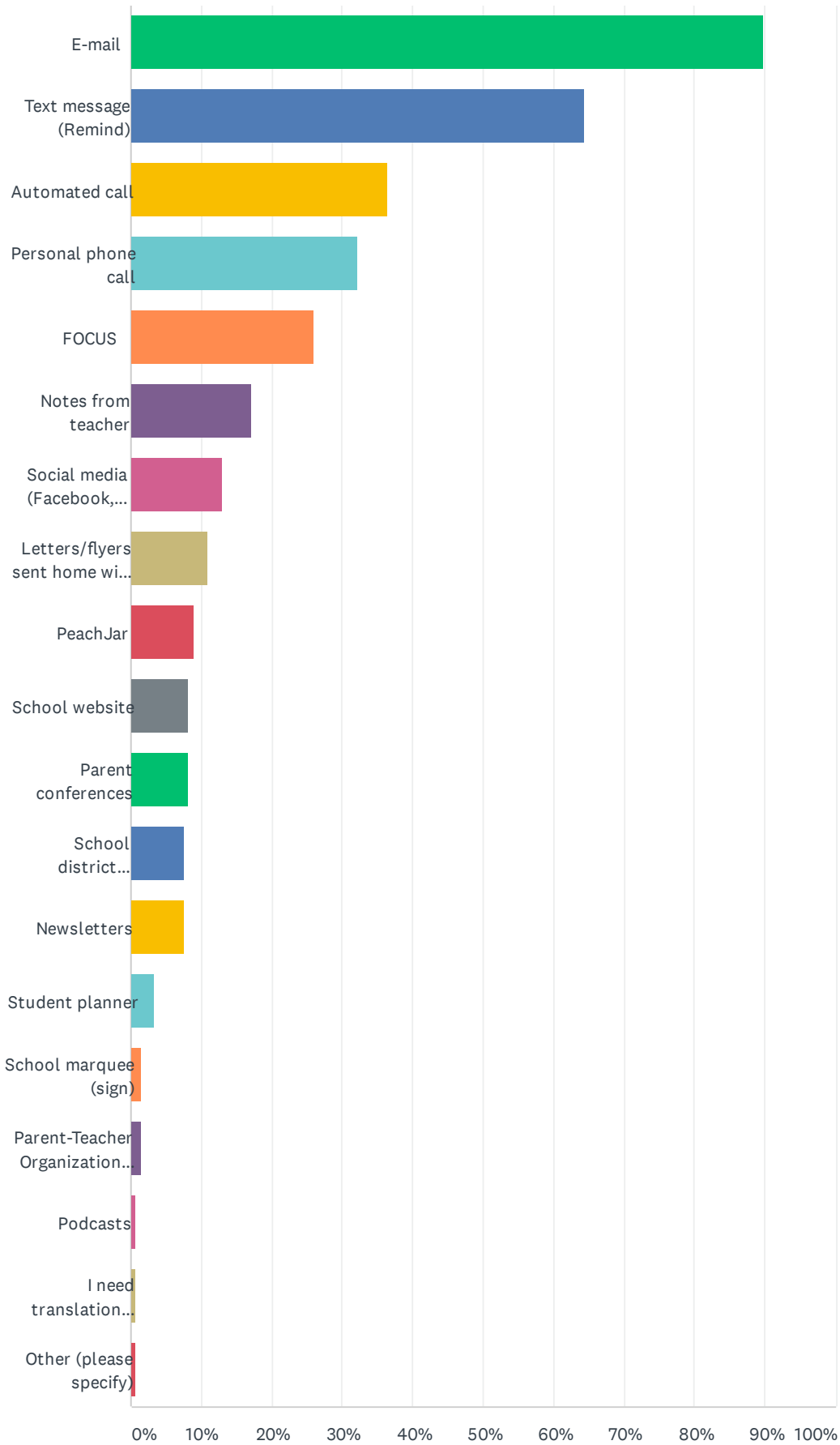


ANSWER CHOICES	RESPONSES	
9	32.65%	48
10	31.29%	46
11	24.49%	36
12	23.13%	34
Total Respondents: 147		

**Q3 What is the best way for us to get important information regarding school events or your child's progress to you? (Check all that apply)**

Answered: 146 Skipped: 1

# Brevard Public Schools High School Parent Survey 2019-2020

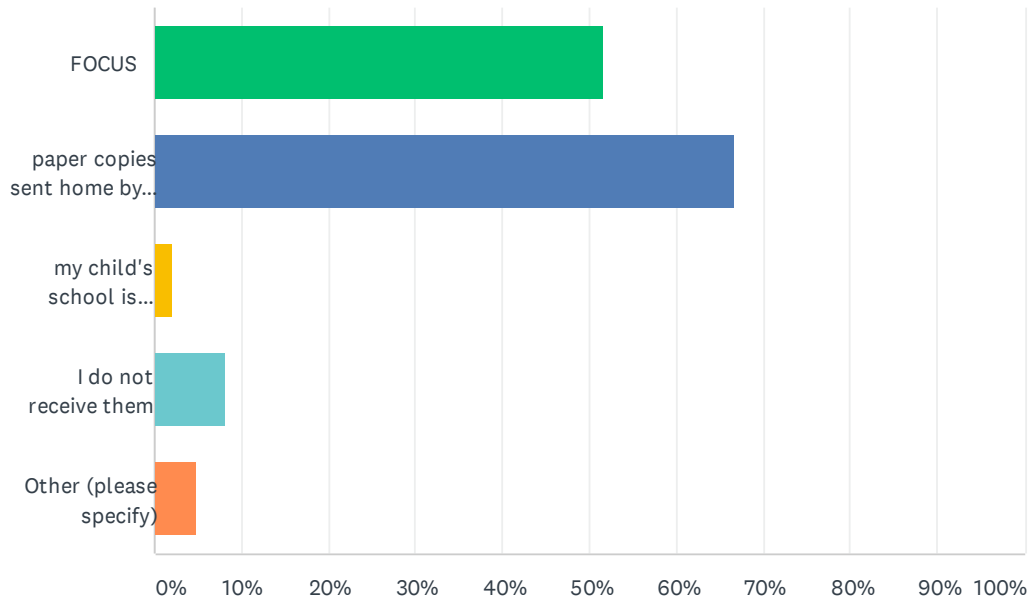


Brevard Public Schools High School Parent Survey 2019-2020

ANSWER CHOICES	RESPONSES	
E-mail	89.73%	131
Text message (Remind)	64.38%	94
Automated call	36.30%	53
Personal phone call	32.19%	47
FOCUS	26.03%	38
Notes from teacher	17.12%	25
Social media (Facebook, Twitter)	13.01%	19
Letters/flyers sent home with students	10.96%	16
PeachJar	8.90%	13
School website	8.22%	12
Parent conferences	8.22%	12
School district website	7.53%	11
Newsletters	7.53%	11
Student planner	3.42%	5
School marquee (sign)	1.37%	2
Parent-Teacher Organization (PTO/PTA)	1.37%	2
Podcasts	0.68%	1
I need translation assistance	0.68%	1
Other (please specify)	0.68%	1
Total Respondents: 146		

## Q4 How do you receive interim reports and report cards?

Answered: 147 Skipped: 0

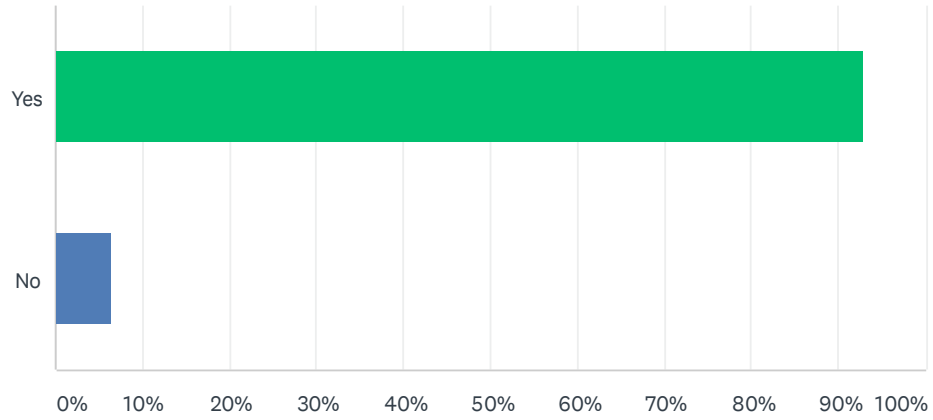


ANSWER CHOICES	RESPONSES	
FOCUS	51.70%	76
paper copies sent home by the school	66.67%	98
my child's school is paperless	2.04%	3
I do not receive them	8.16%	12
Other (please specify)	4.76%	7
Total Respondents: 147		



## Q5 Do you feel welcome at your child's school?

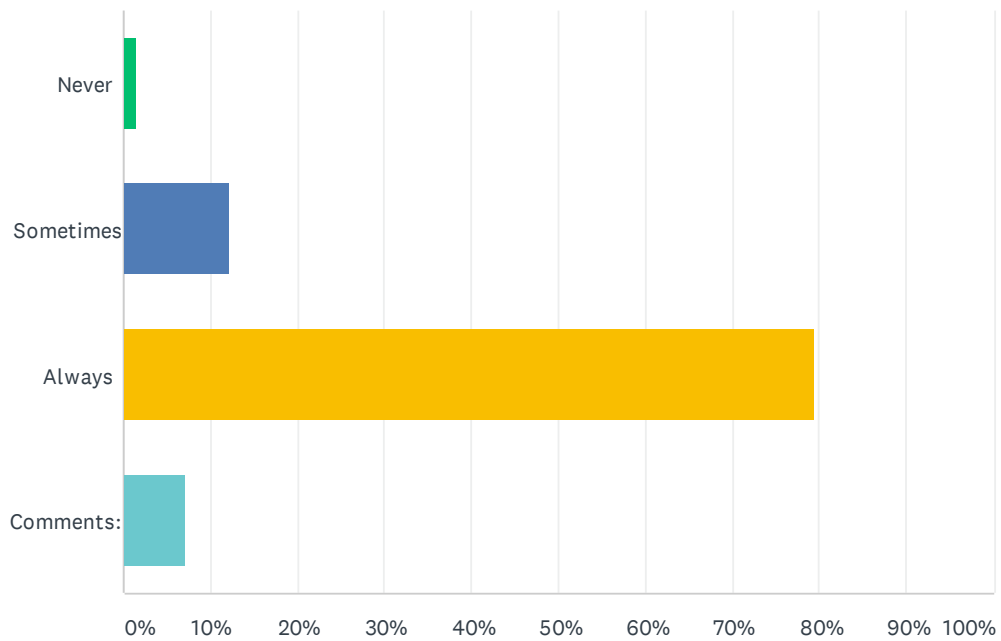
Answered: 141 Skipped: 6



ANSWER CHOICES	RESPONSES	
Yes	92.91%	131
No	6.38%	9
TOTAL		141

## Q6 The office staff at my school is polite and is helpful in answering my questions or concerns.

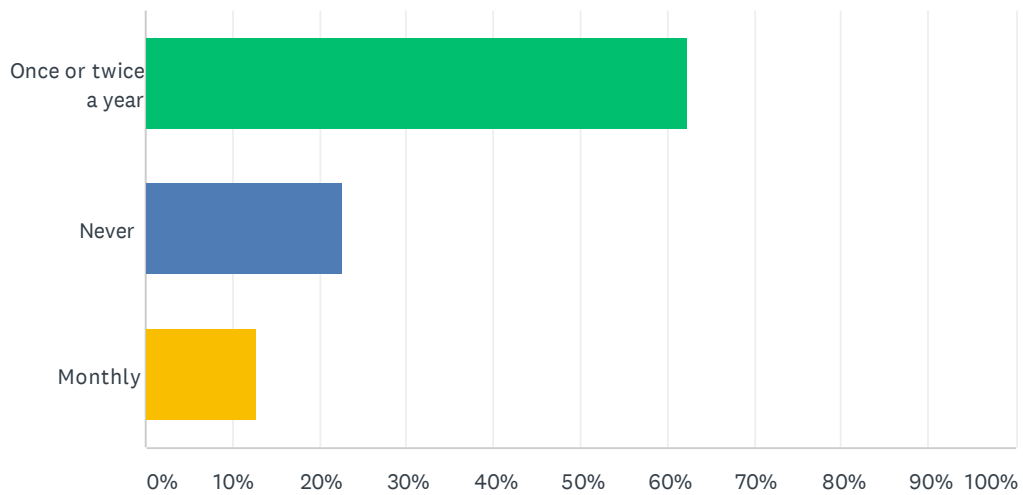
Answered: 141 Skipped: 6



ANSWER CHOICES	RESPONSES
Never	1.42% 2
Sometimes	12.06% 17
Always	79.43% 112
Comments:	7.09% 10
<b>TOTAL</b>	<b>141</b>

### Q7 In the past year, how often did you attend a parent meeting or event at your child's school that supported your child's academic success?

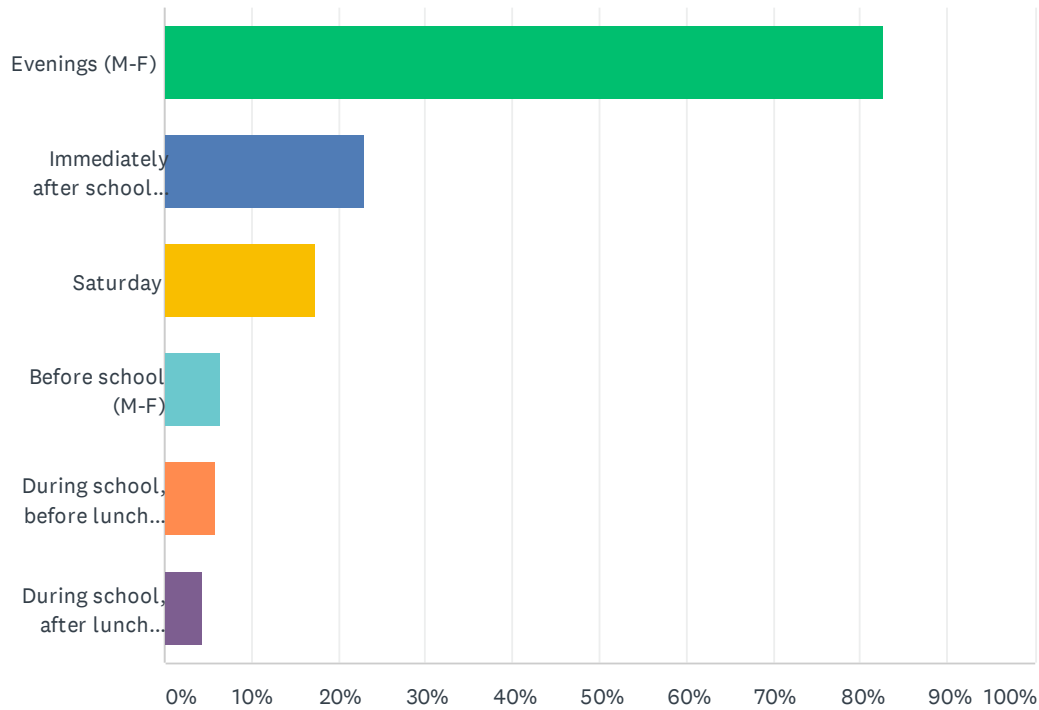
Answered: 141 Skipped: 6



ANSWER CHOICES	RESPONSES	
Once or twice a year	62.41%	88
Never	22.70%	32
Monthly	12.77%	18
TOTAL		141

## Q8 When is the best time for you to attend a school event for families?

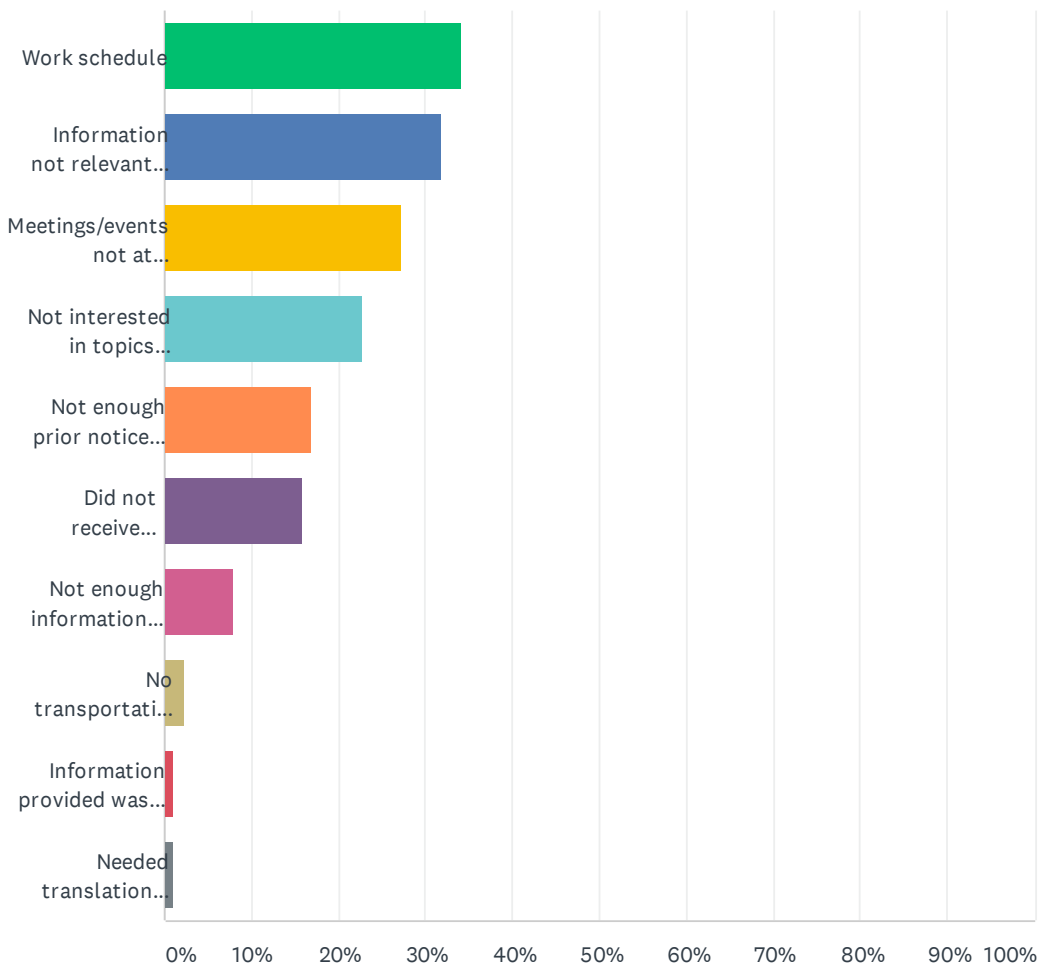
Answered: 139 Skipped: 8



ANSWER CHOICES	RESPONSES	
Evenings (M-F)	82.73%	115
Immediately after school (M-F)	23.02%	32
Saturday	17.27%	24
Before school (M-F)	6.47%	9
During school, before lunch (M-F)	5.76%	8
During school, after lunch (M-F)	4.32%	6
Total Respondents: 139		

### Q9 If you have not attended informational meetings or academic events, please share why. (Check all that apply)

Answered: 88 Skipped: 59

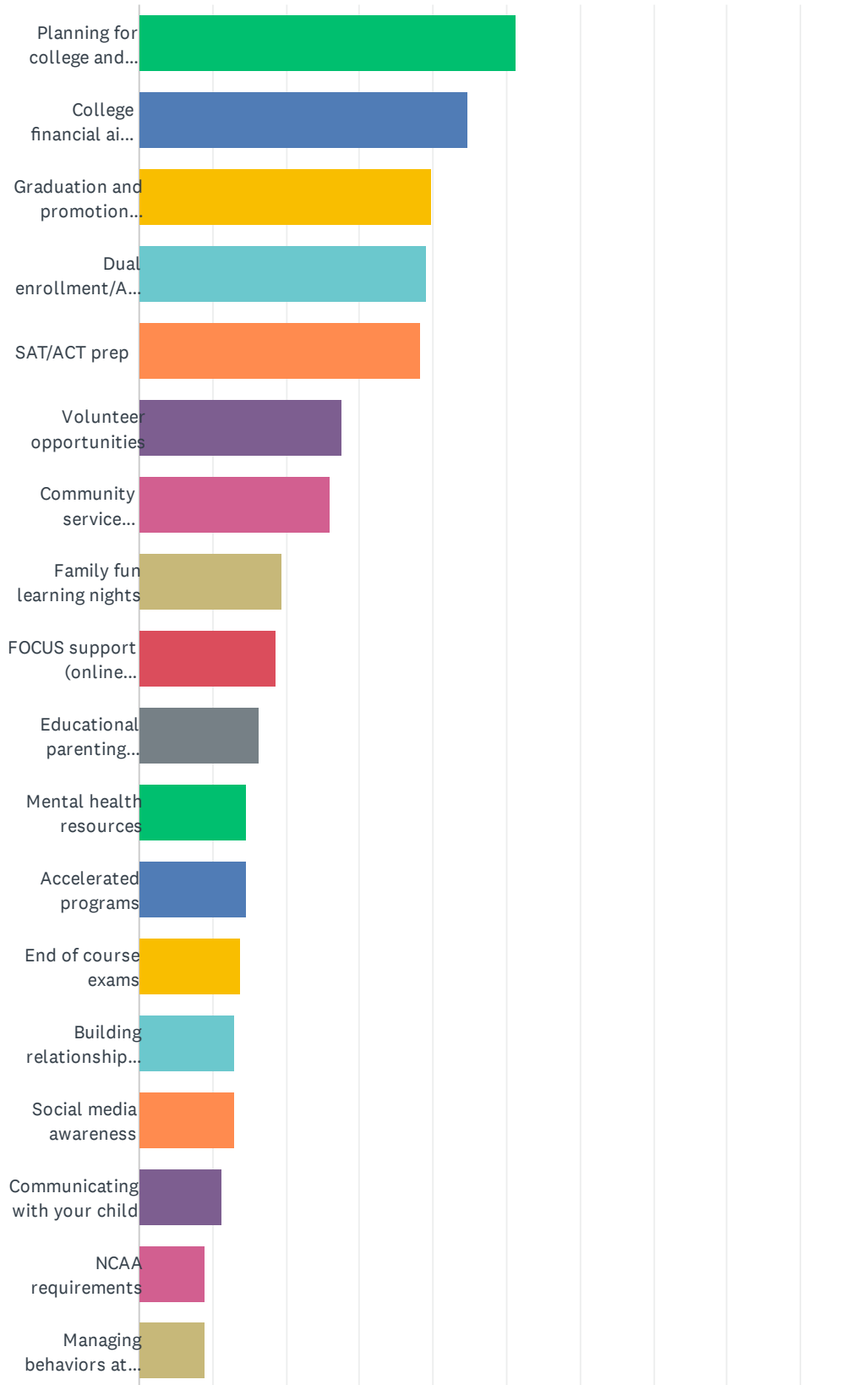


Brevard Public Schools High School Parent Survey 2019-2020

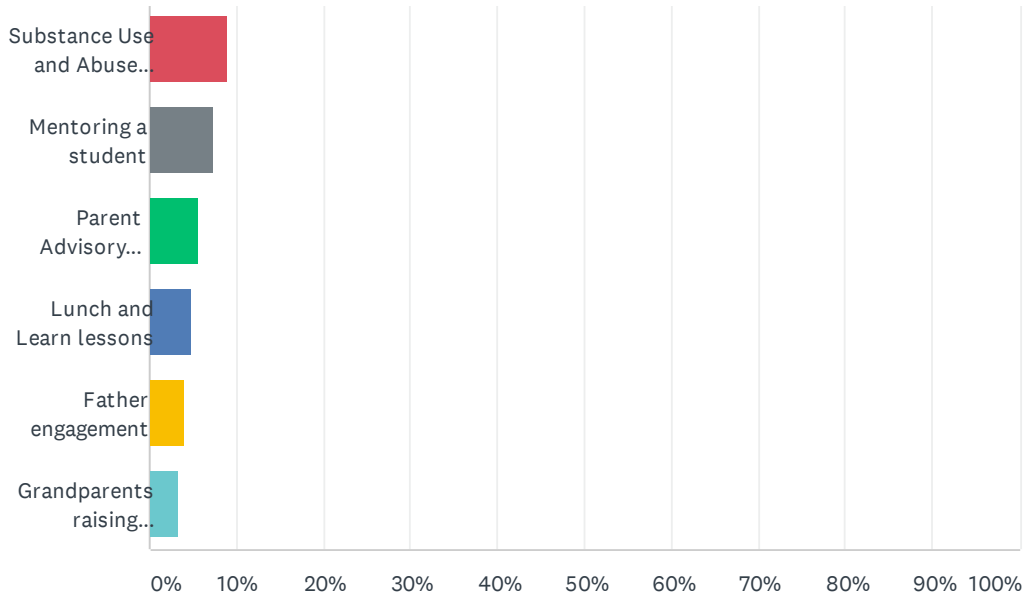
ANSWER CHOICES	RESPONSES	
Work schedule	34.09%	30
Information not relevant to me/my child	31.82%	28
Meetings/events not at convenient times	27.27%	24
Not interested in topics presented	22.73%	20
Not enough prior notice provided	17.05%	15
Did not receive information about meetings/events	15.91%	14
Not enough information provided	7.95%	7
No transportation to get to meetings/events	2.27%	2
Information provided was difficult to understand	1.14%	1
Needed translation services	1.14%	1
Total Respondents: 88		

### Q10 Which of the following informational meetings and activities would you participate in or attend? (Check all that apply)

Answered: 123 Skipped: 24



# Brevard Public Schools High School Parent Survey 2019-2020





Brevard Public Schools High School Parent Survey 2019-2020

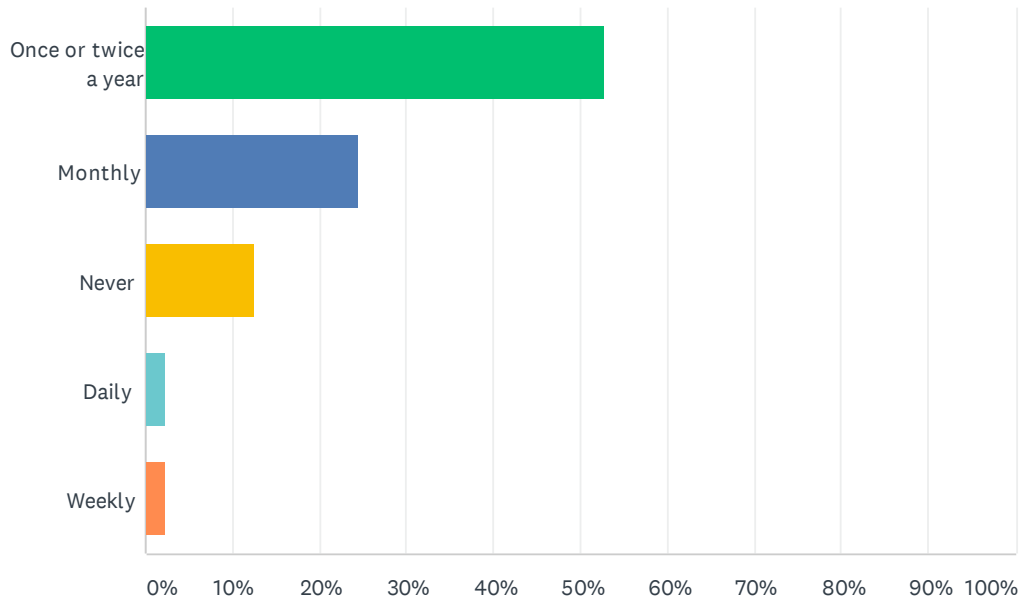
ANSWER CHOICES	RESPONSES	
Planning for college and career	51.22%	63
College financial aid (FASFA/Bright Futures/scholarships)	44.72%	55
Graduation and promotion guidelines	39.84%	49
Dual enrollment/Advanced Placement courses	39.02%	48
SAT/ACT prep	38.21%	47
Volunteer opportunities	27.64%	34
Community service projects with staff/students	26.02%	32
Family fun learning nights	19.51%	24
FOCUS support (online gradebook, absences, teacher webpages)	18.70%	23
Educational parenting workshops/classes	16.26%	20
Mental health resources	14.63%	18
Accelerated programs	14.63%	18
End of course exams	13.82%	17
Building relationships with your child	13.01%	16
Social media awareness	13.01%	16
Communicating with your child	11.38%	14
NCAA requirements	8.94%	11
Managing behaviors at home	8.94%	11
Substance Use and Abuse (alcohol, street drugs, vaping, prescription drugs)	8.94%	11
Mentoring a student	7.32%	9
Parent Advisory Council/School Advisory Council (SAC)/Parent Teacher Organization (PTO)	5.69%	7
Lunch and Learn lessons	4.88%	6
Father engagement	4.07%	5
Grandparents raising grandchildren	3.25%	4
Total Respondents: 123		

**Q11 In what ways can family engagement be strengthened at your child's school?**

Answered: 51 Skipped: 96

## Q12 How often do you communicate with your child's teachers?

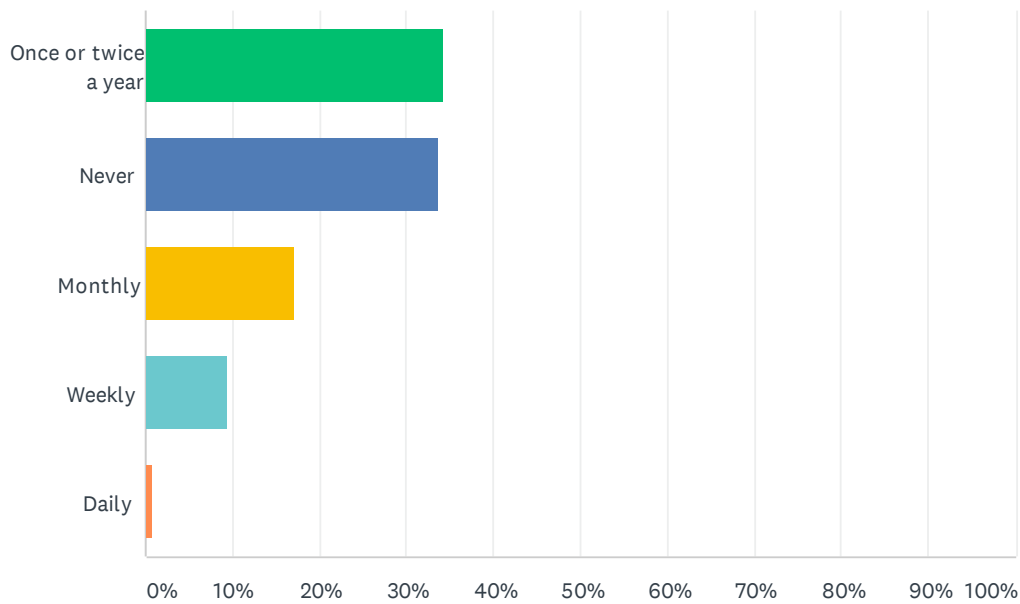
Answered: 127 Skipped: 20



ANSWER CHOICES	RESPONSES	
Once or twice a year	52.76%	67
Monthly	24.41%	31
Never	12.60%	16
Daily	2.36%	3
Weekly	2.36%	3
<b>TOTAL</b>		<b>127</b>

### Q13 How often do your child's teachers communicate with you about your child's progress?

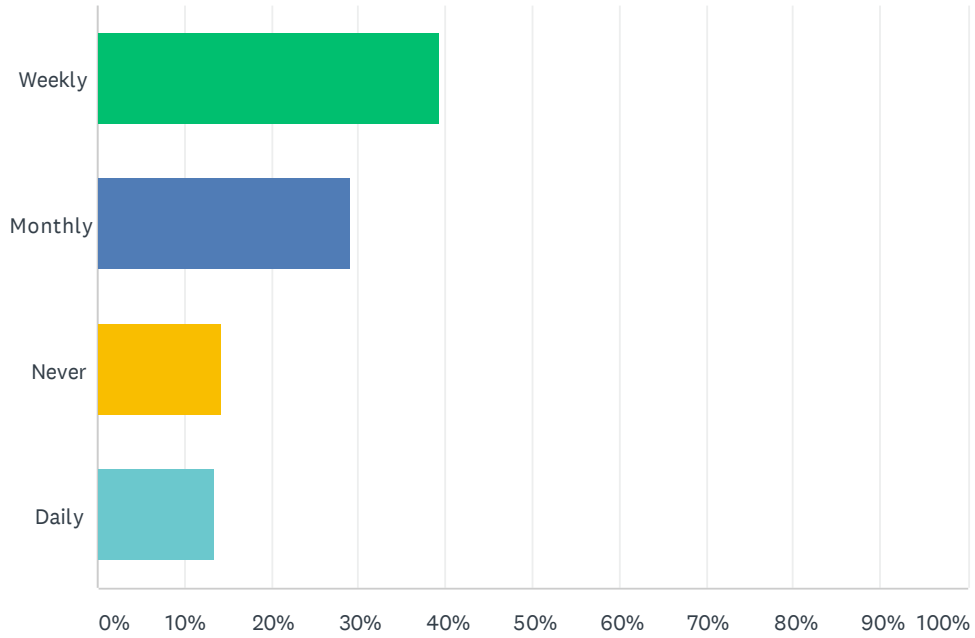
Answered: 128 Skipped: 19



ANSWER CHOICES	RESPONSES	
Once or twice a year	34.38%	44
Never	33.59%	43
Monthly	17.19%	22
Weekly	9.38%	12
Daily	0.78%	1
<b>TOTAL</b>		<b>128</b>

## Q14 How often do you access your child's grades and attendance information through FOCUS?

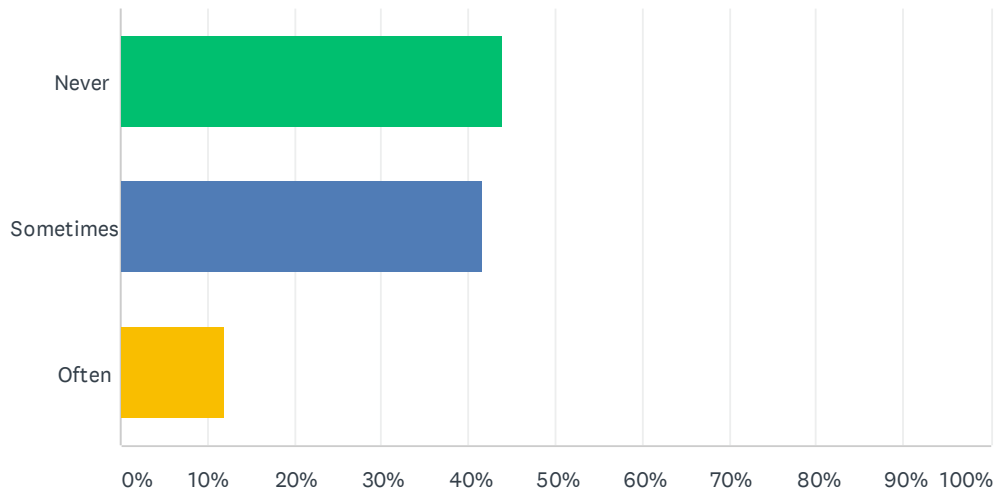
Answered: 127 Skipped: 20



ANSWER CHOICES	RESPONSES	
Weekly	39.37%	50
Monthly	29.13%	37
Never	14.17%	18
Daily	13.39%	17
<b>TOTAL</b>		<b>127</b>

### Q15 How often does your child's school or teachers provide you with information about ways you can help your child's learning at home?

Answered: 125 Skipped: 22



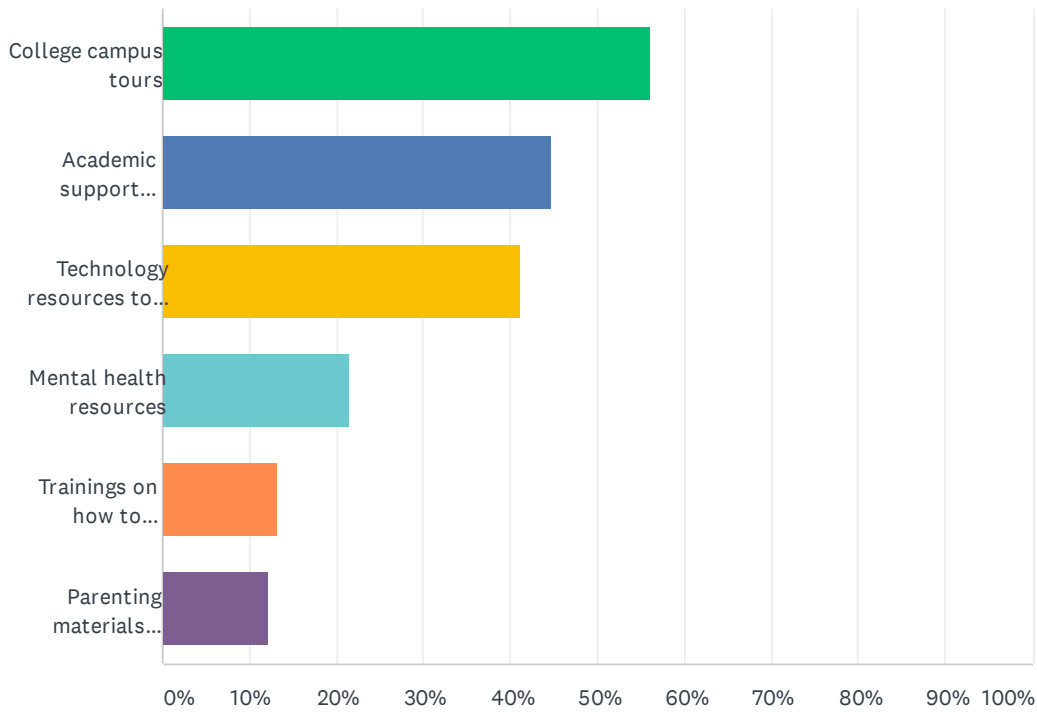
ANSWER CHOICES		RESPONSES	
Never		44.00%	55
Sometimes		41.60%	52
Often		12.00%	15
TOTAL			125

**Q16 What can we do to support you to ensure your child graduates and receives a high school diploma?**

Answered: 58 Skipped: 89

## Q17 What types of family engagement resources would you use if they were provided at your school?

Answered: 107 Skipped: 40

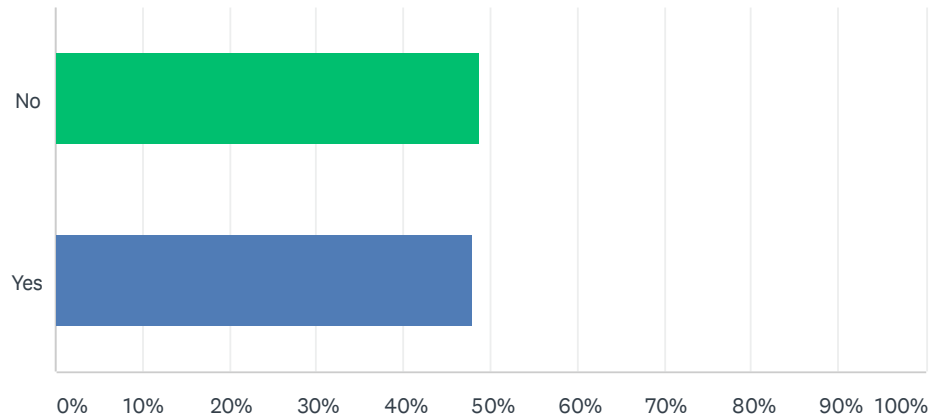


ANSWER CHOICES	RESPONSES	
College campus tours	56.07%	60
Academic support materials for families to use at home	44.86%	48
Technology resources to support learning at home	41.12%	44
Mental health resources	21.50%	23
Trainings on how to participate in school decision-making committees	13.08%	14
Parenting materials (books and articles for check out)	12.15%	13
Total Respondents: 107		



### Q18 Have you been given opportunities to provide input and feedback into school decisions (school improvement, Title I services, event planning, discipline)?

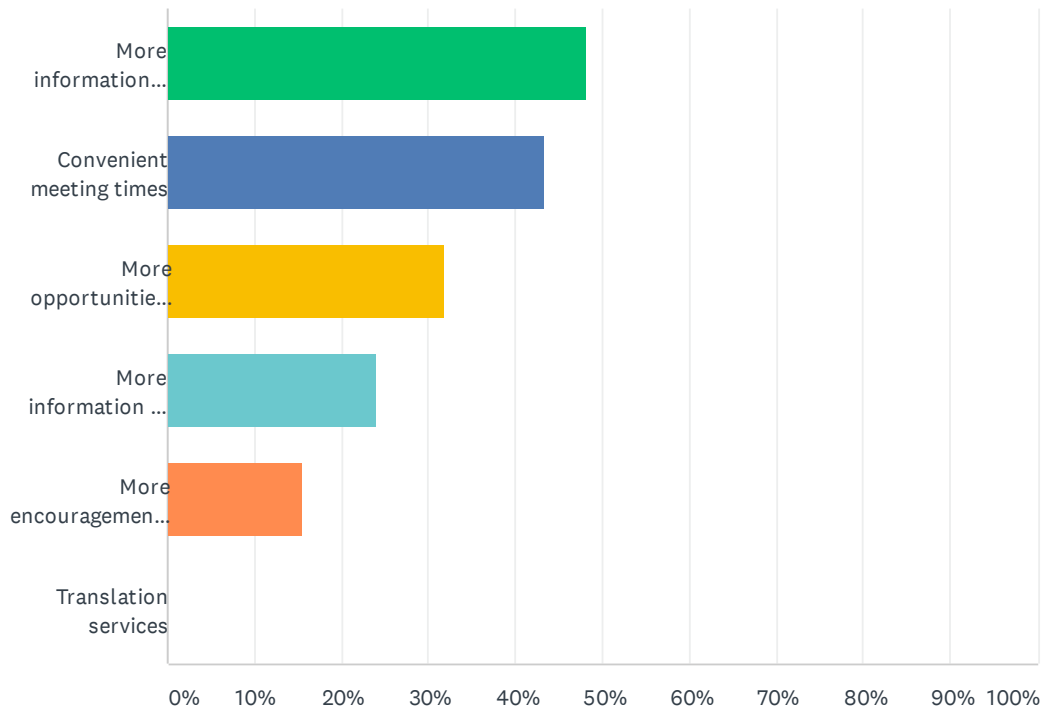
Answered: 119 Skipped: 28



ANSWER CHOICES	RESPONSES	
No	48.74%	58
Yes	47.90%	57
TOTAL		119

## Q19 How could your school assist you in playing a more active role in school decision-making?

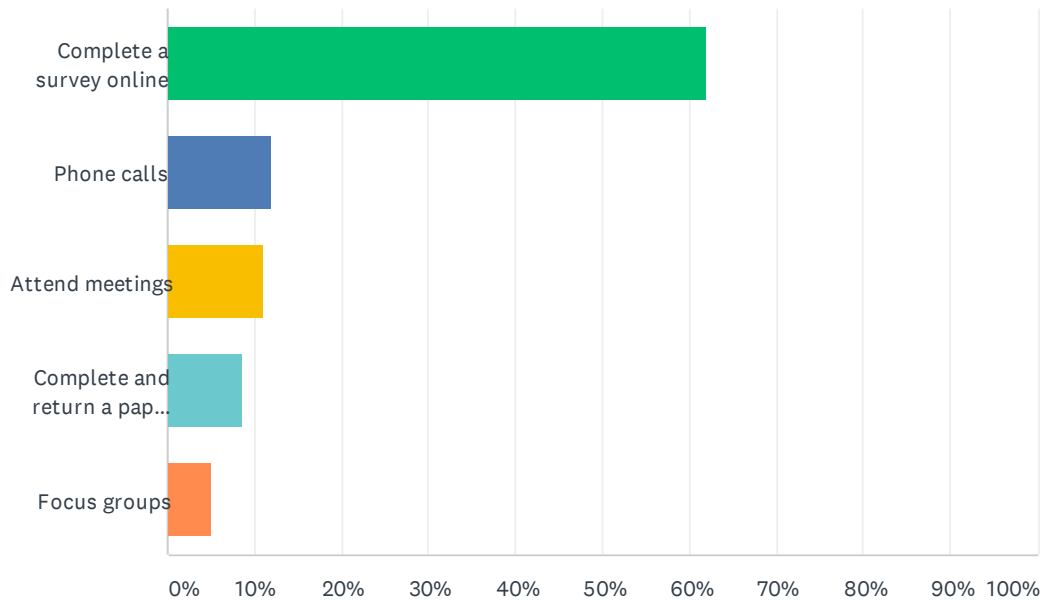
Answered: 104 Skipped: 43



ANSWER CHOICES	RESPONSES	
More information about school issues to be addressed	48.08%	50
Convenient meeting times	43.27%	45
More opportunities to share my opinion about school issues	31.73%	33
More information on how to become engaged	24.04%	25
More encouragement from the school to become engaged	15.38%	16
Translation services	0.00%	0
Total Respondents: 104		

## Q20 What is the best way for you to provide input regarding your child's school?

Answered: 118 Skipped: 29



ANSWER CHOICES	RESPONSES	
Complete a survey online	61.86%	73
Phone calls	11.86%	14
Attend meetings	11.02%	13
Complete and return a paper survey	8.47%	10
Focus groups	5.08%	6
<b>TOTAL</b>		<b>118</b>

Q21 What do you feel is working well at your child's school? (This is your chance to brag about your school and share what you like about it!)

Answered: 65 Skipped: 82

Q22 What do you feel is not working, difficult, and/or needs improvement at your child's school? (This is your chance to tell us what you would like to see change.)

Answered: 66 Skipped: 81