


Q1 What school does your child attend?

Answered: 29 Skipped: 0

Brevard Public Schools High School Parent Survey 2019-2020

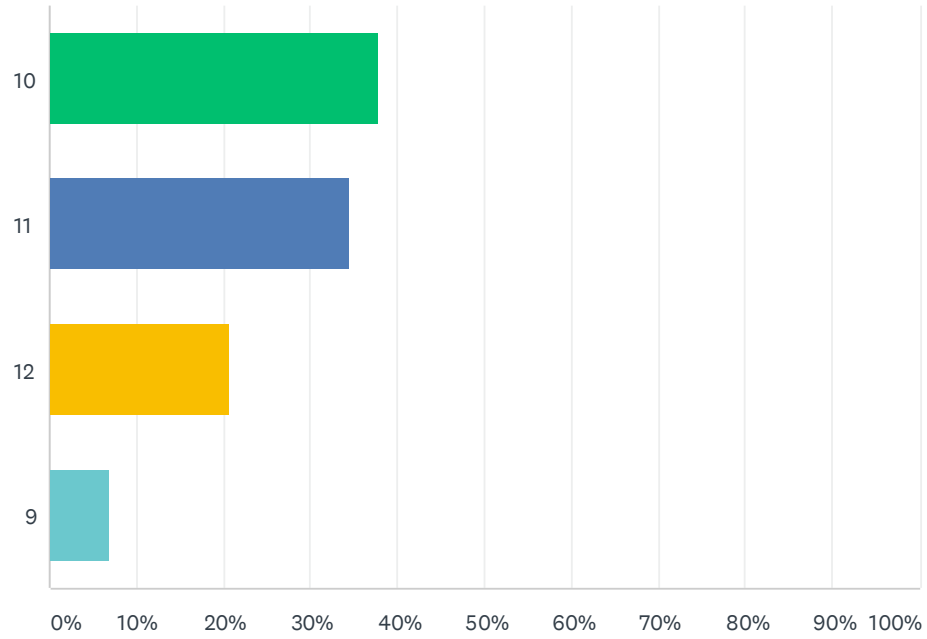


Brevard Public Schools High School Parent Survey 2019-2020

ANSWER CHOICES	RESPONSES	
Brevard Virtual Instruction Program (BVIP)	100.00%	29
Astronaut High	0.00%	0
Bayside High	0.00%	0
Cocoa Beach Jr./Sr. High	0.00%	0
Cocoa High	0.00%	0
Eau Gallie High	0.00%	0
Edgewood Jr./Sr. High	0.00%	0
Heritage High	0.00%	0
Melbourne High	0.00%	0
Merritt Island High	0.00%	0
Pathways at Gardendale (North/Central Area Alternative Center)	0.00%	0
Palm Bay Magnet High	0.00%	0
Rockledge High	0.00%	0
Satellite High	0.00%	0
Pathways at Pine Grove (South Area Alternative Center)	0.00%	0
Space Coast Jr./Sr. High	0.00%	0
Titusville High	0.00%	0
Viera High	0.00%	0
West Shore Jr./Sr. High	0.00%	0
TOTAL		29

Q2 What is your child's current grade level?

Answered: 29 Skipped: 0

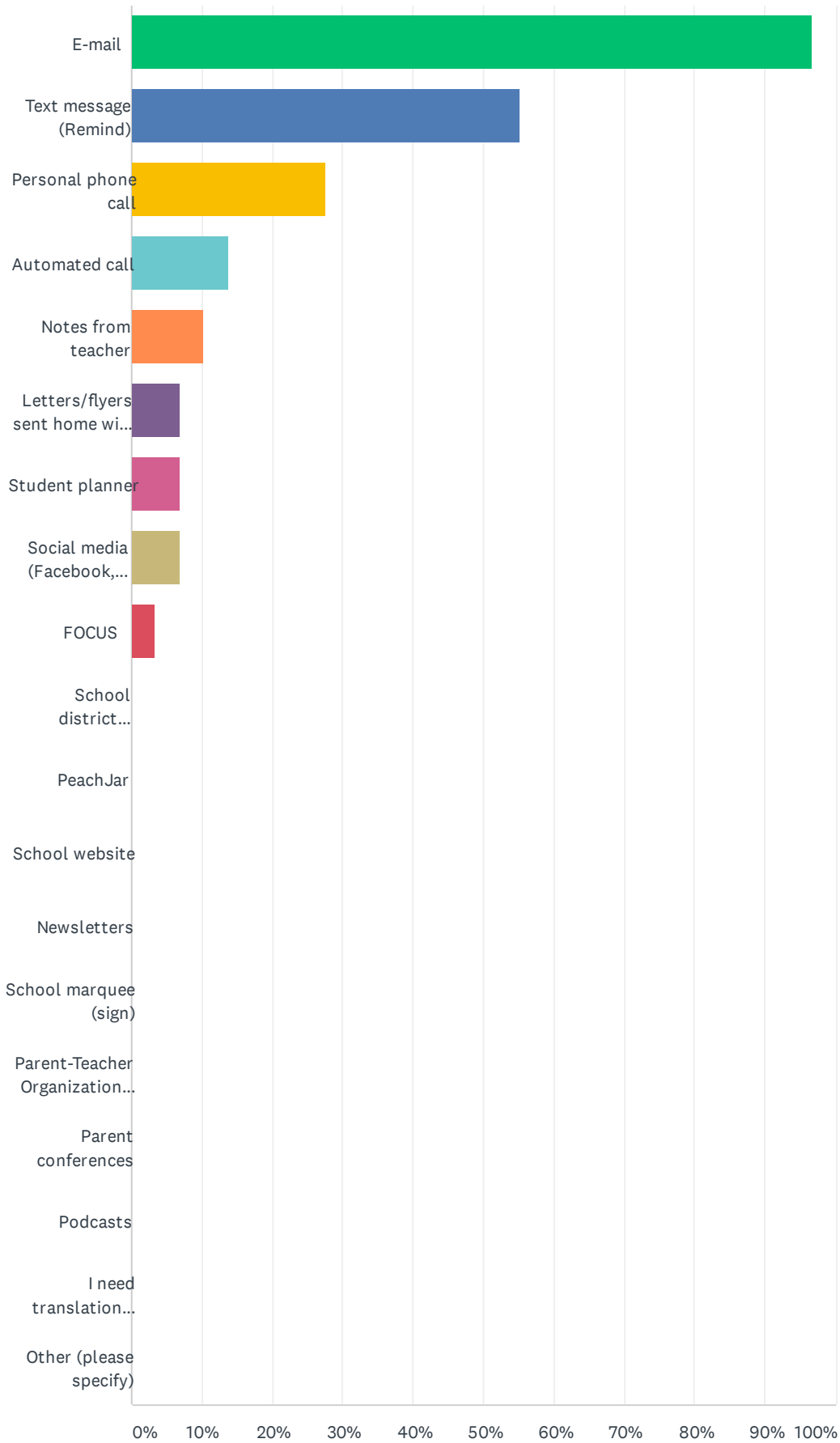


ANSWER CHOICES	RESPONSES	
10	37.93%	11
11	34.48%	10
12	20.69%	6
9	6.90%	2
Total Respondents: 29		

Q3 What is the best way for us to get important information regarding school events or your child's progress to you? (Check all that apply)

Answered: 29 Skipped: 0

Brevard Public Schools High School Parent Survey 2019-2020

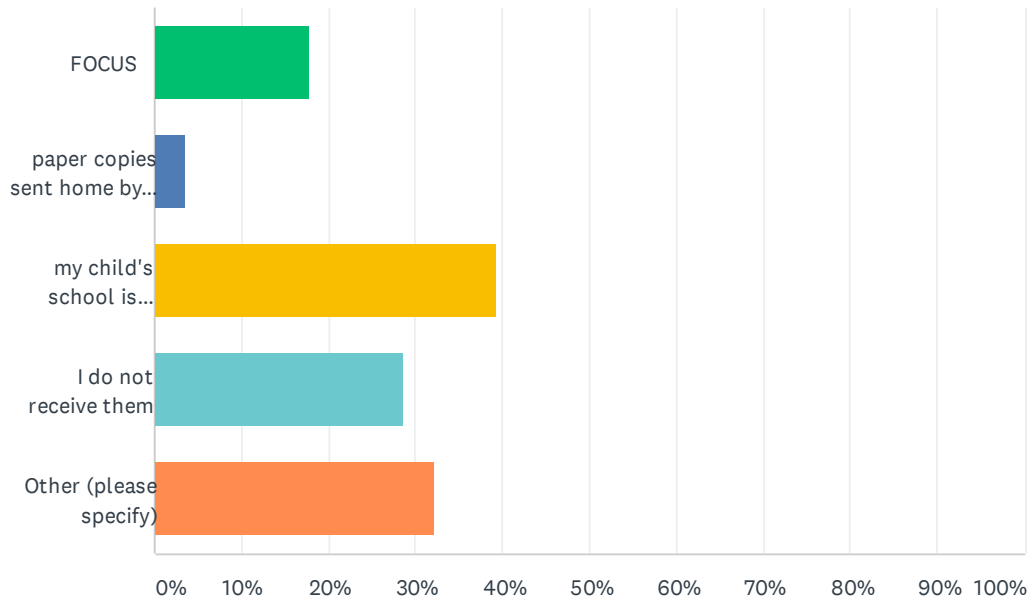


Brevard Public Schools High School Parent Survey 2019-2020

ANSWER CHOICES	RESPONSES	
E-mail	96.55%	28
Text message (Remind)	55.17%	16
Personal phone call	27.59%	8
Automated call	13.79%	4
Notes from teacher	10.34%	3
Letters/flyers sent home with students	6.90%	2
Student planner	6.90%	2
Social media (Facebook, Twitter)	6.90%	2
FOCUS	3.45%	1
School district website	0.00%	0
PeachJar	0.00%	0
School website	0.00%	0
Newsletters	0.00%	0
School marquee (sign)	0.00%	0
Parent-Teacher Organization (PTO/PTA)	0.00%	0
Parent conferences	0.00%	0
Podcasts	0.00%	0
I need translation assistance	0.00%	0
Other (please specify)	0.00%	0
Total Respondents: 29		

Q4 How do you receive interim reports and report cards?

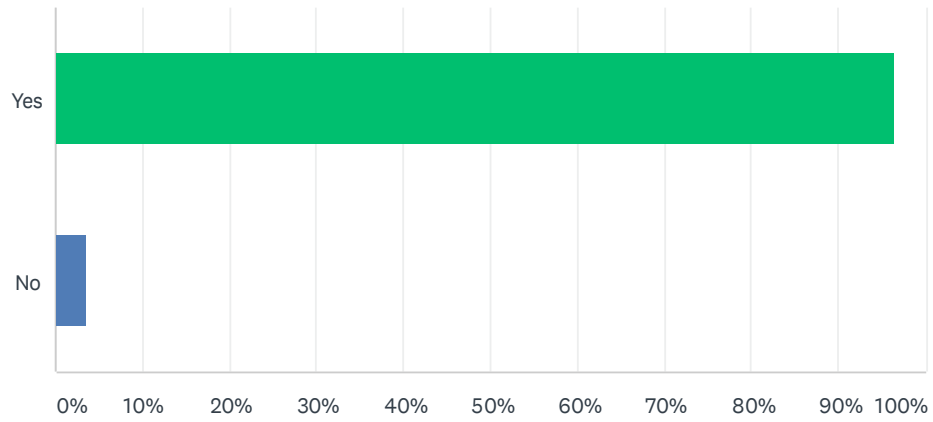
Answered: 28 Skipped: 1



ANSWER CHOICES	RESPONSES	
FOCUS	17.86%	5
paper copies sent home by the school	3.57%	1
my child's school is paperless	39.29%	11
I do not receive them	28.57%	8
Other (please specify)	32.14%	9
Total Respondents: 28		

Q5 Do you feel welcome at your child's school?

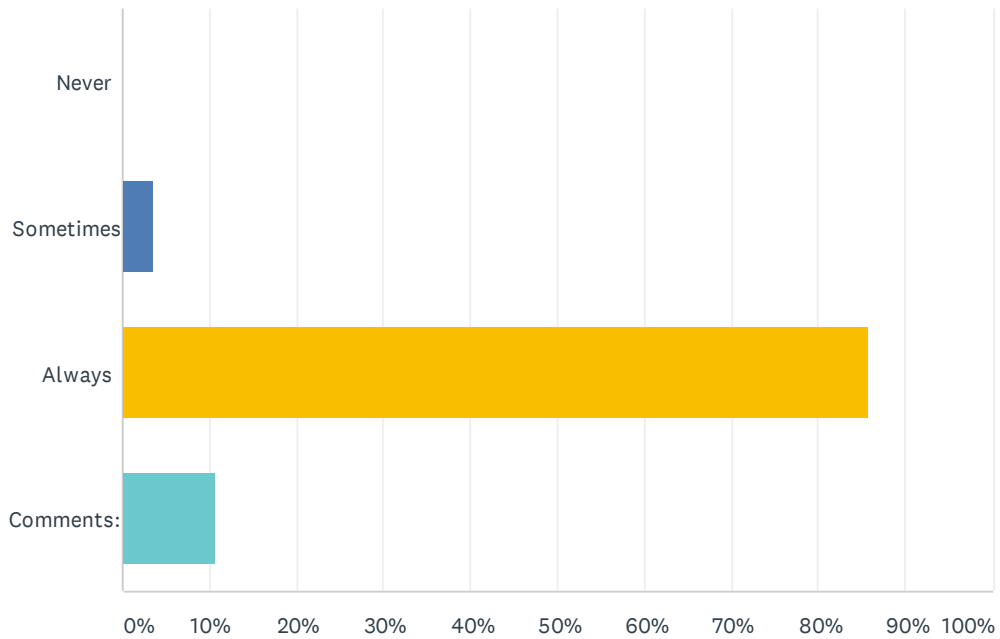
Answered: 28 Skipped: 1



ANSWER CHOICES	RESPONSES	
Yes	96.43%	27
No	3.57%	1
TOTAL		28

Q6 The office staff at my school is polite and is helpful in answering my questions or concerns.

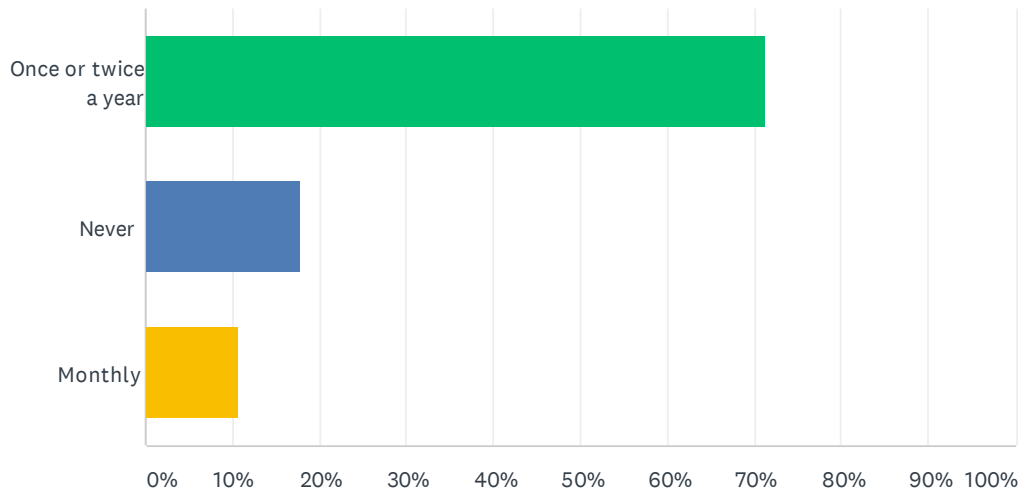
Answered: 28 Skipped: 1



ANSWER CHOICES	RESPONSES	
Never	0.00%	0
Sometimes	3.57%	1
Always	85.71%	24
Comments:	10.71%	3
TOTAL		28

Q7 In the past year, how often did you attend a parent meeting or event at your child's school that supported your child's academic success?

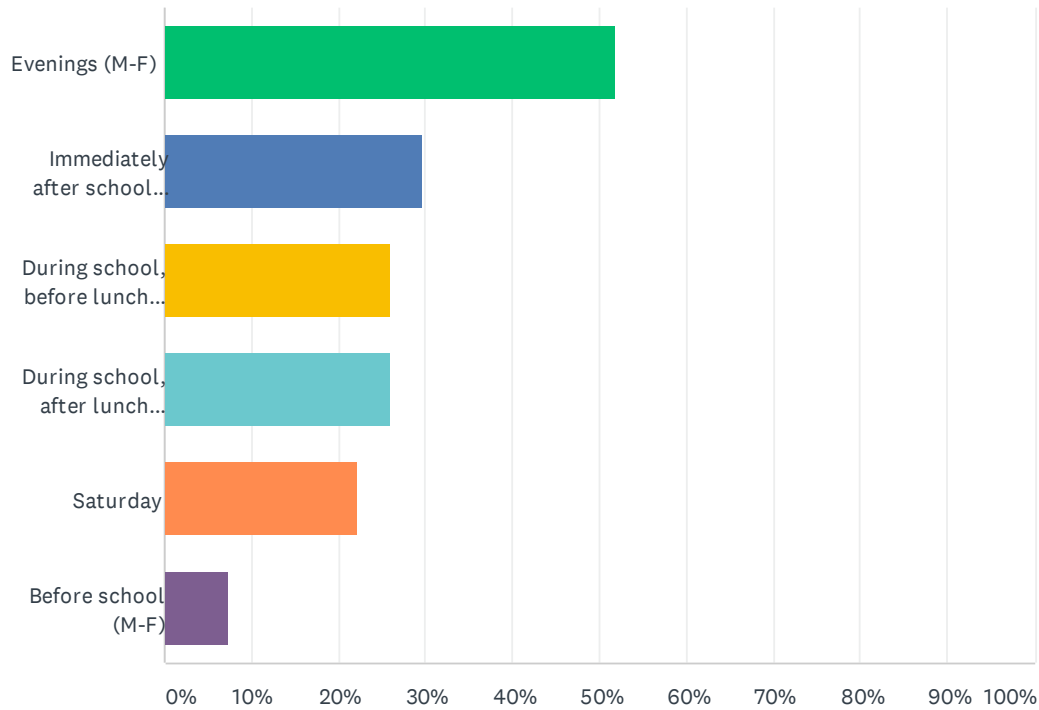
Answered: 28 Skipped: 1



ANSWER CHOICES	RESPONSES	
Once or twice a year	71.43%	20
Never	17.86%	5
Monthly	10.71%	3
TOTAL		28

Q8 When is the best time for you to attend a school event for families?

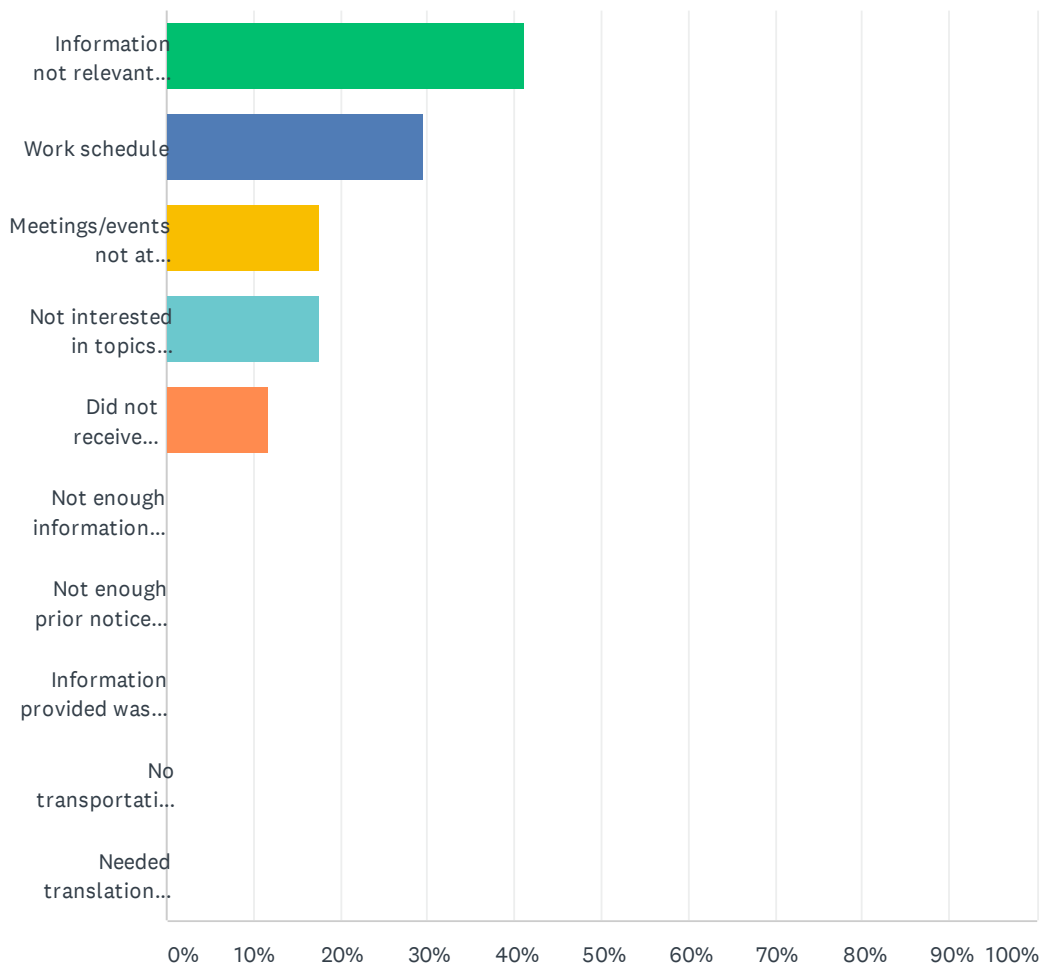
Answered: 27 Skipped: 2



ANSWER CHOICES	RESPONSES	
Evenings (M-F)	51.85%	14
Immediately after school (M-F)	29.63%	8
During school, before lunch (M-F)	25.93%	7
During school, after lunch (M-F)	25.93%	7
Saturday	22.22%	6
Before school (M-F)	7.41%	2
Total Respondents: 27		

Q9 If you have not attended informational meetings or academic events, please share why. (Check all that apply)

Answered: 17 Skipped: 12

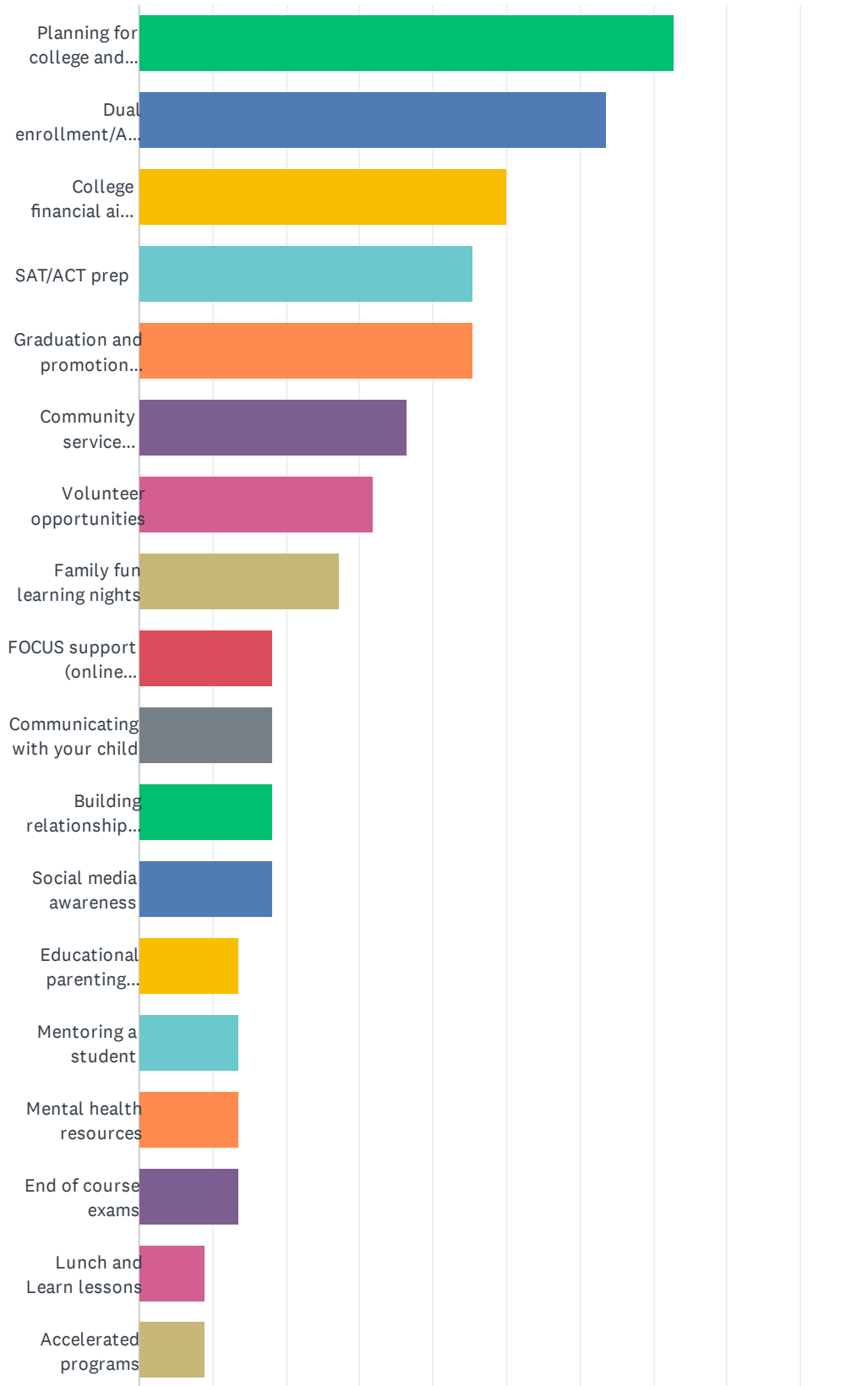


Brevard Public Schools High School Parent Survey 2019-2020

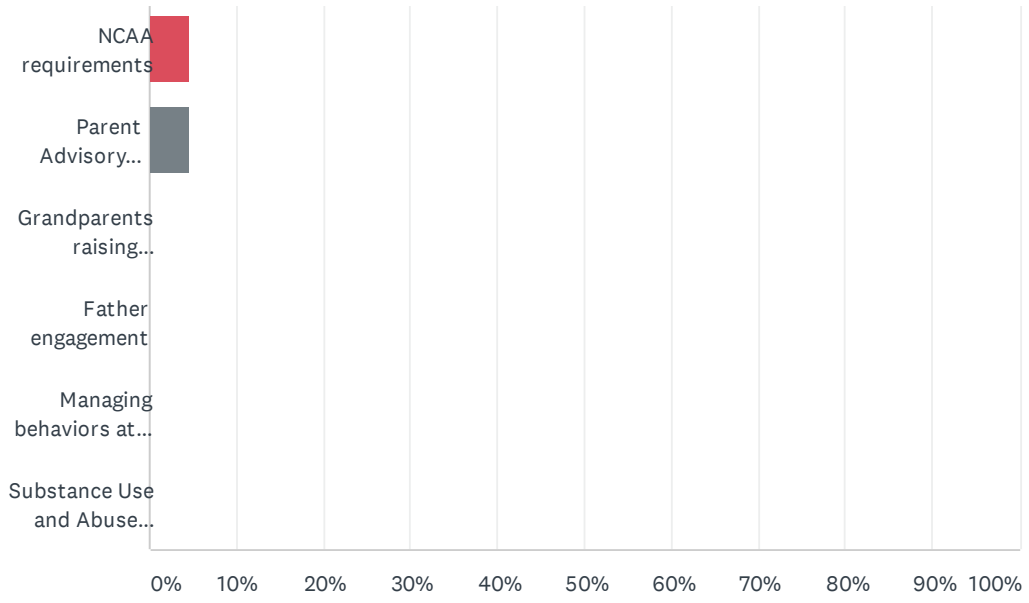
ANSWER CHOICES	RESPONSES	
Information not relevant to me/my child	41.18%	7
Work schedule	29.41%	5
Meetings/events not at convenient times	17.65%	3
Not interested in topics presented	17.65%	3
Did not receive information about meetings/events	11.76%	2
Not enough information provided	0.00%	0
Not enough prior notice provided	0.00%	0
Information provided was difficult to understand	0.00%	0
No transportation to get to meetings/events	0.00%	0
Needed translation services	0.00%	0
Total Respondents: 17		

Q10 Which of the following informational meetings and activities would you participate in or attend? (Check all that apply)

Answered: 22 Skipped: 7



Brevard Public Schools High School Parent Survey 2019-2020



Brevard Public Schools High School Parent Survey 2019-2020

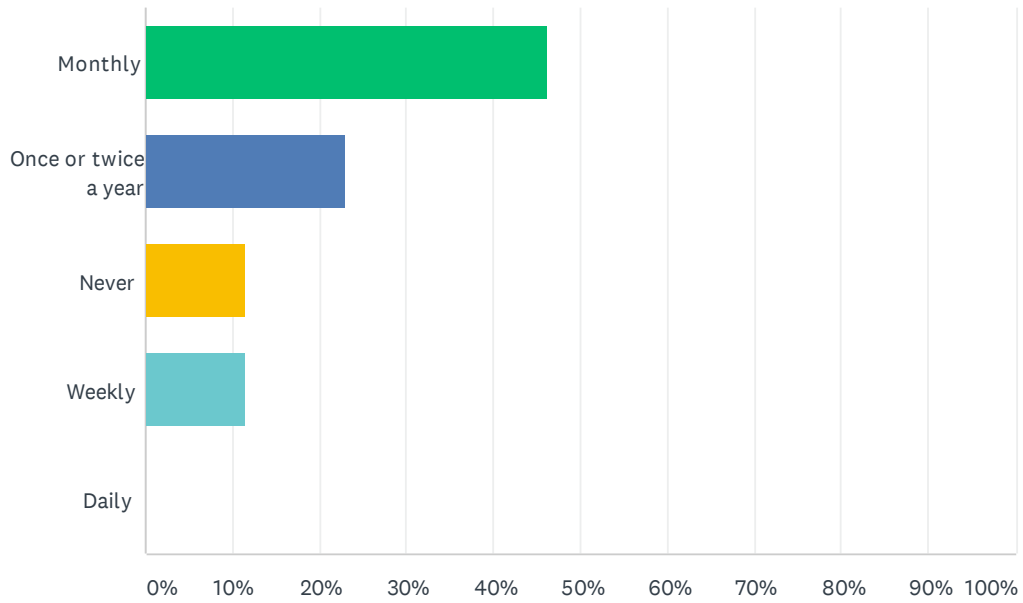
ANSWER CHOICES	RESPONSES	
Planning for college and career	72.73%	16
Dual enrollment/Advanced Placement courses	63.64%	14
College financial aid (FASFA/Bright Futures/scholarships)	50.00%	11
SAT/ACT prep	45.45%	10
Graduation and promotion guidelines	45.45%	10
Community service projects with staff/students	36.36%	8
Volunteer opportunities	31.82%	7
Family fun learning nights	27.27%	6
FOCUS support (online gradebook, absences, teacher webpages)	18.18%	4
Communicating with your child	18.18%	4
Building relationships with your child	18.18%	4
Social media awareness	18.18%	4
Educational parenting workshops/classes	13.64%	3
Mentoring a student	13.64%	3
Mental health resources	13.64%	3
End of course exams	13.64%	3
Lunch and Learn lessons	9.09%	2
Accelerated programs	9.09%	2
NCAA requirements	4.55%	1
Parent Advisory Council/School Advisory Council (SAC)/Parent Teacher Organization (PTO)	4.55%	1
Grandparents raising grandchildren	0.00%	0
Father engagement	0.00%	0
Managing behaviors at home	0.00%	0
Substance Use and Abuse (alcohol, street drugs, vaping, prescription drugs)	0.00%	0
Total Respondents: 22		

Q11 In what ways can family engagement be strengthened at your child's school?

Answered: 10 Skipped: 19

Q12 How often do you communicate with your child's teachers?

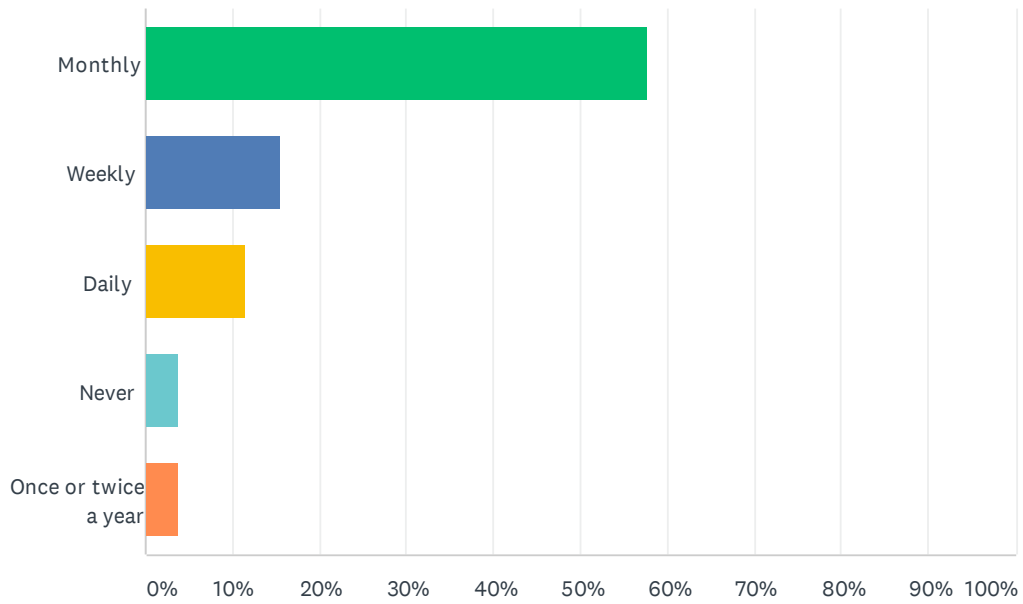
Answered: 26 Skipped: 3



ANSWER CHOICES	RESPONSES	
Monthly	46.15%	12
Once or twice a year	23.08%	6
Never	11.54%	3
Weekly	11.54%	3
Daily	0.00%	0
TOTAL		26

Q13 How often do your child's teachers communicate with you about your child's progress?

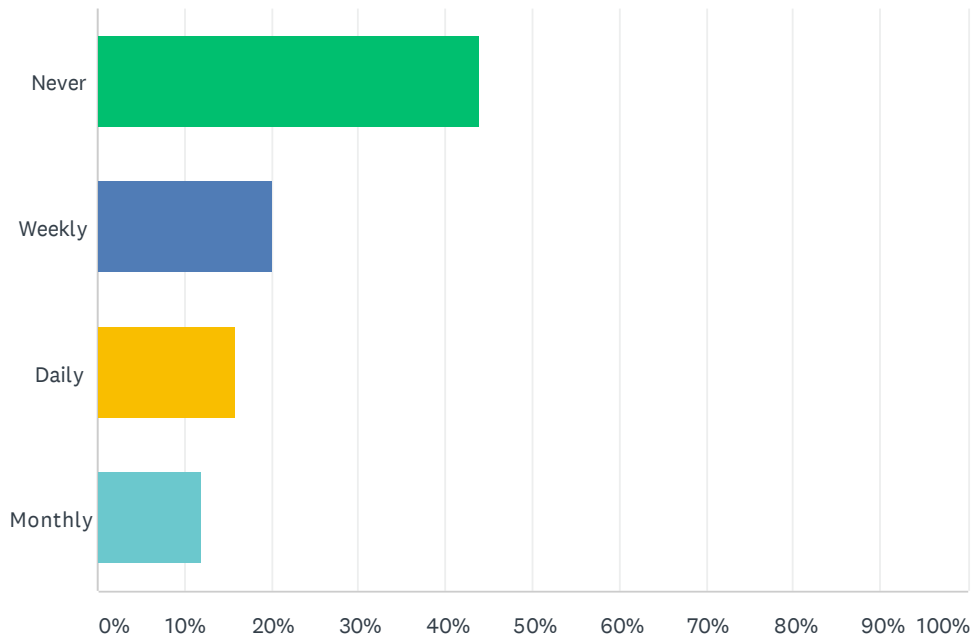
Answered: 26 Skipped: 3



ANSWER CHOICES	RESPONSES	
Monthly	57.69%	15
Weekly	15.38%	4
Daily	11.54%	3
Never	3.85%	1
Once or twice a year	3.85%	1
TOTAL		26

Q14 How often do you access your child's grades and attendance information through FOCUS?

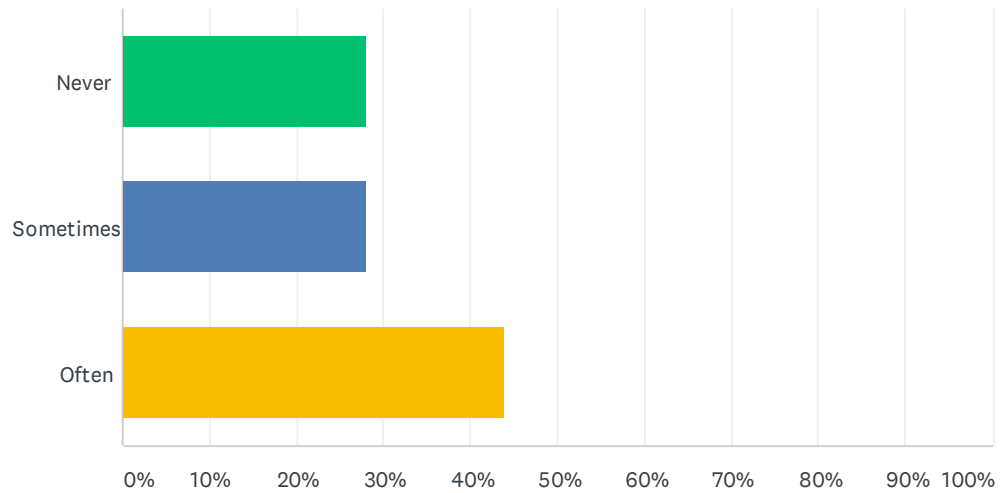
Answered: 25 Skipped: 4



ANSWER CHOICES	RESPONSES
Never	44.00% 11
Weekly	20.00% 5
Daily	16.00% 4
Monthly	12.00% 3
TOTAL	25

Q15 How often does your child's school or teachers provide you with information about ways you can help your child's learning at home?

Answered: 25 Skipped: 4



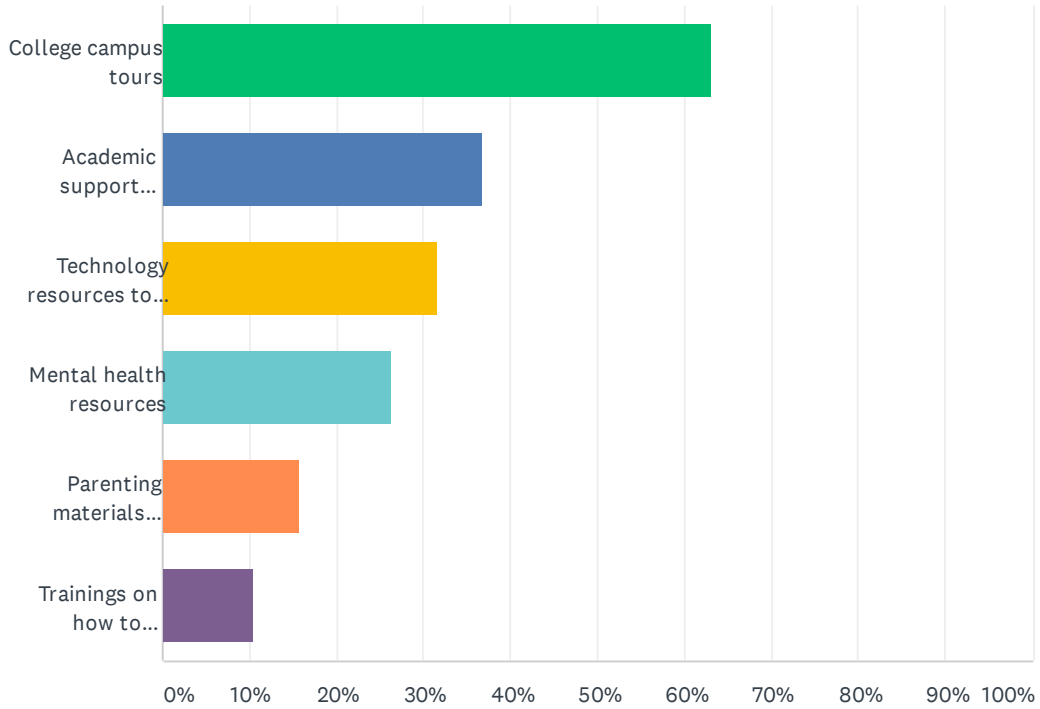
ANSWER CHOICES	RESPONSES	
Never	28.00%	7
Sometimes	28.00%	7
Often	44.00%	11
TOTAL		25

Q16 What can we do to support you to ensure your child graduates and receives a high school diploma?

Answered: 14 Skipped: 15

Q17 What types of family engagement resources would you use if they were provided at your school?

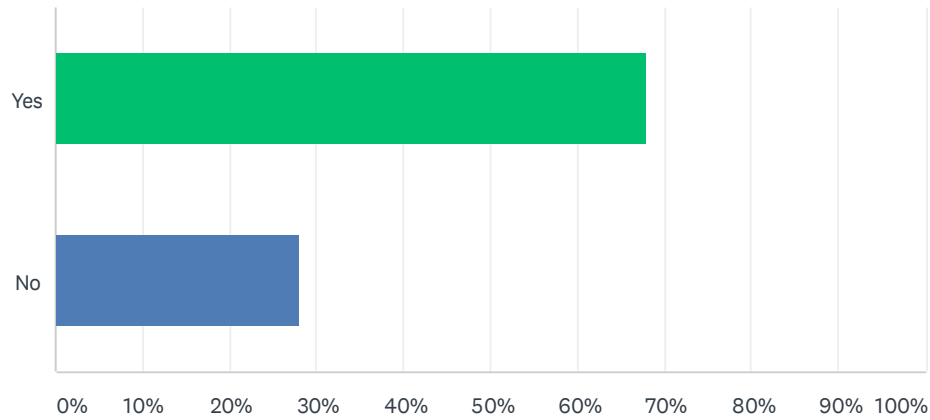
Answered: 19 Skipped: 10



ANSWER CHOICES	RESPONSES	
College campus tours	63.16%	12
Academic support materials for families to use at home	36.84%	7
Technology resources to support learning at home	31.58%	6
Mental health resources	26.32%	5
Parenting materials (books and articles for check out)	15.79%	3
Trainings on how to participate in school decision-making committees	10.53%	2
Total Respondents: 19		

Q18 Have you been given opportunities to provide input and feedback into school decisions (school improvement, Title I services, event planning, discipline)?

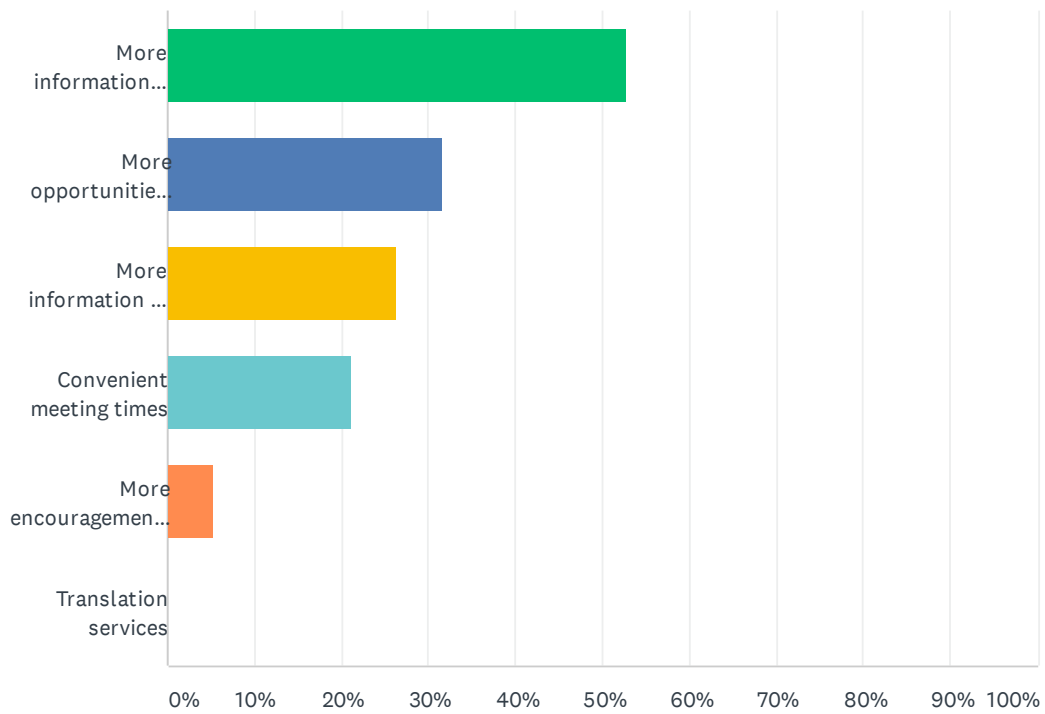
Answered: 25 Skipped: 4



ANSWER CHOICES	RESPONSES	
Yes	68.00%	17
No	28.00%	7
TOTAL		25

Q19 How could your school assist you in playing a more active role in school decision-making?

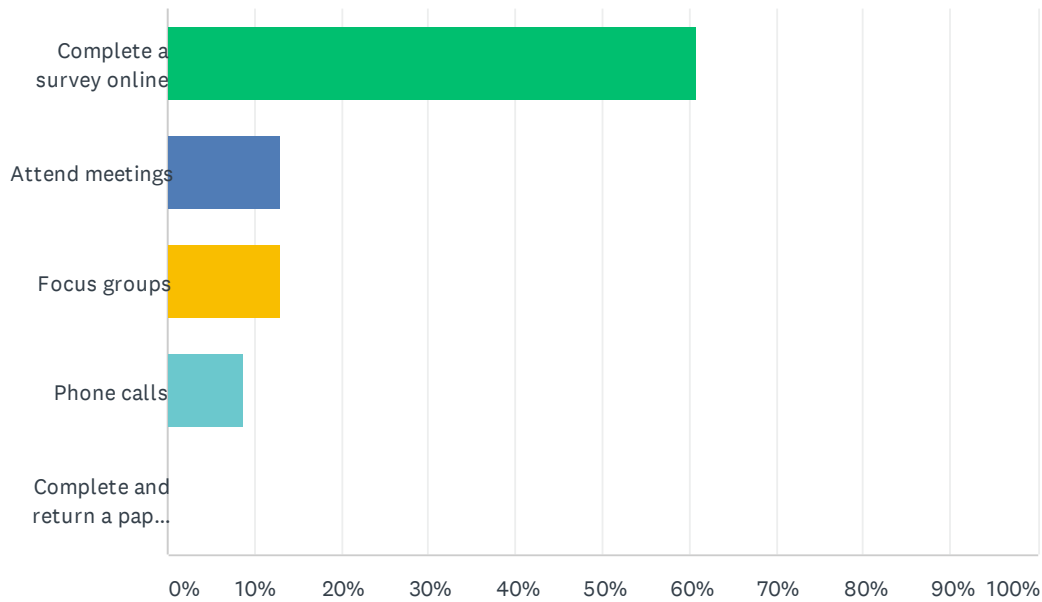
Answered: 19 Skipped: 10



ANSWER CHOICES	RESPONSES	
More information about school issues to be addressed	52.63%	10
More opportunities to share my opinion about school issues	31.58%	6
More information on how to become engaged	26.32%	5
Convenient meeting times	21.05%	4
More encouragement from the school to become engaged	5.26%	1
Translation services	0.00%	0
Total Respondents: 19		

Q20 What is the best way for you to provide input regarding your child's school?

Answered: 23 Skipped: 6



ANSWER CHOICES	RESPONSES	
Complete a survey online	60.87%	14
Attend meetings	13.04%	3
Focus groups	13.04%	3
Phone calls	8.70%	2
Complete and return a paper survey	0.00%	0
TOTAL		23

Q21 What do you feel is working well at your child's school? (This is your chance to brag about your school and share what you like about it!)

Answered: 16 Skipped: 13

Q22 What do you feel is not working, difficult, and/or needs improvement at your child's school? (This is your chance to tell us what you would like to see change.)

Answered: 13 Skipped: 16