


## Q1 What school does your child attend?

Answered: 81 Skipped: 0

# Brevard Public Schools High School Parent Survey 2019-2020

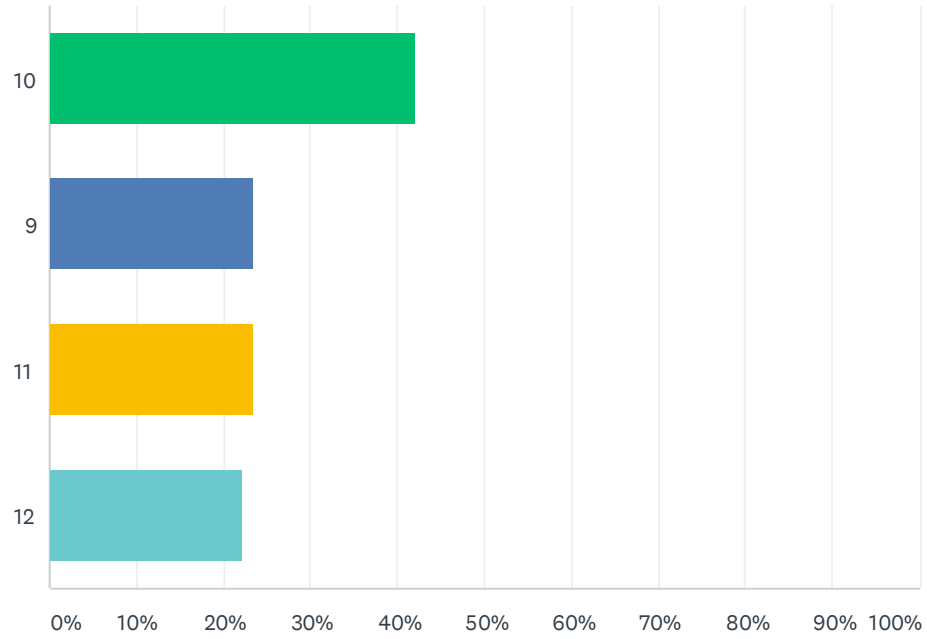


Brevard Public Schools High School Parent Survey 2019-2020

ANSWER CHOICES	RESPONSES	
Cocoa Beach Jr./Sr. High	100.00%	81
Astronaut High	0.00%	0
Bayside High	0.00%	0
Brevard Virtual Instruction Program (BVIP)	0.00%	0
Cocoa High	0.00%	0
Eau Gallie High	0.00%	0
Edgewood Jr./Sr. High	0.00%	0
Heritage High	0.00%	0
Melbourne High	0.00%	0
Merritt Island High	0.00%	0
Pathways at Gardendale (North/Central Area Alternative Center)	0.00%	0
Palm Bay Magnet High	0.00%	0
Rockledge High	0.00%	0
Satellite High	0.00%	0
Pathways at Pine Grove (South Area Alternative Center)	0.00%	0
Space Coast Jr./Sr. High	0.00%	0
Titusville High	0.00%	0
Viera High	0.00%	0
West Shore Jr./Sr. High	0.00%	0
<b>TOTAL</b>		<b>81</b>

## Q2 What is your child's current grade level?

Answered: 81 Skipped: 0

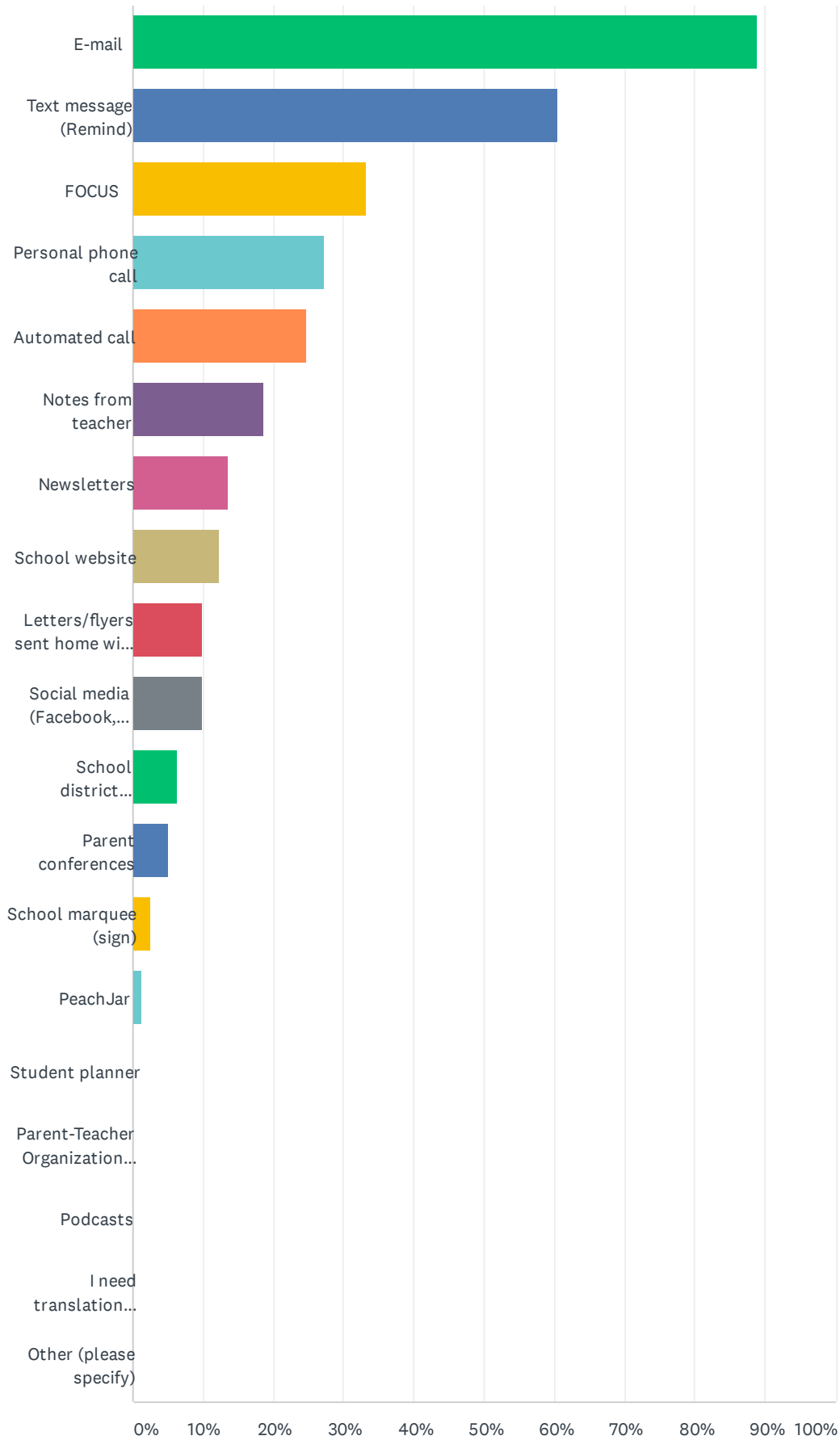


ANSWER CHOICES	RESPONSES	
10	41.98%	34
9	23.46%	19
11	23.46%	19
12	22.22%	18
Total Respondents: 81		

Q3 What is the best way for us to get important information regarding school events or your child's progress to you? (Check all that apply)

Answered: 81 Skipped: 0

# Brevard Public Schools High School Parent Survey 2019-2020

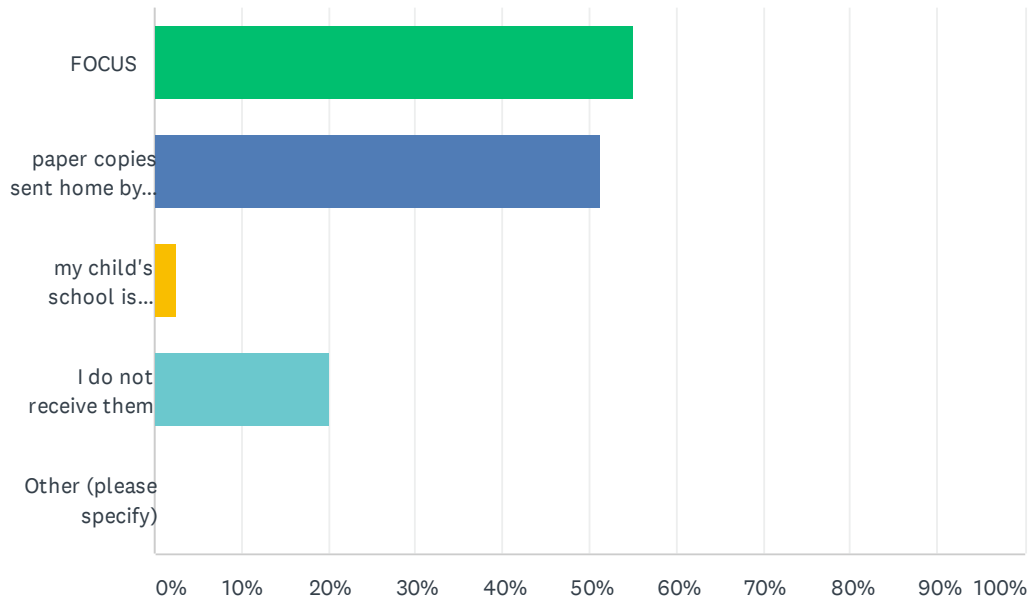


Brevard Public Schools High School Parent Survey 2019-2020

ANSWER CHOICES	RESPONSES	
E-mail	88.89%	72
Text message (Remind)	60.49%	49
FOCUS	33.33%	27
Personal phone call	27.16%	22
Automated call	24.69%	20
Notes from teacher	18.52%	15
Newsletters	13.58%	11
School website	12.35%	10
Letters/flyers sent home with students	9.88%	8
Social media (Facebook, Twitter)	9.88%	8
School district website	6.17%	5
Parent conferences	4.94%	4
School marquee (sign)	2.47%	2
PeachJar	1.23%	1
Student planner	0.00%	0
Parent-Teacher Organization (PTO/PTA)	0.00%	0
Podcasts	0.00%	0
I need translation assistance	0.00%	0
Other (please specify)	0.00%	0
Total Respondents: 81		

## Q4 How do you receive interim reports and report cards?

Answered: 80 Skipped: 1

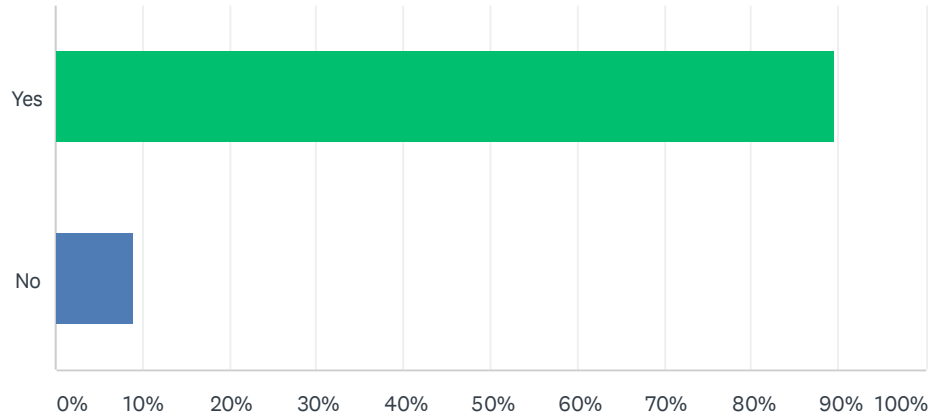


ANSWER CHOICES	RESPONSES	
FOCUS	55.00%	44
paper copies sent home by the school	51.25%	41
my child's school is paperless	2.50%	2
I do not receive them	20.00%	16
Other (please specify)	0.00%	0
Total Respondents: 80		



## Q5 Do you feel welcome at your child's school?

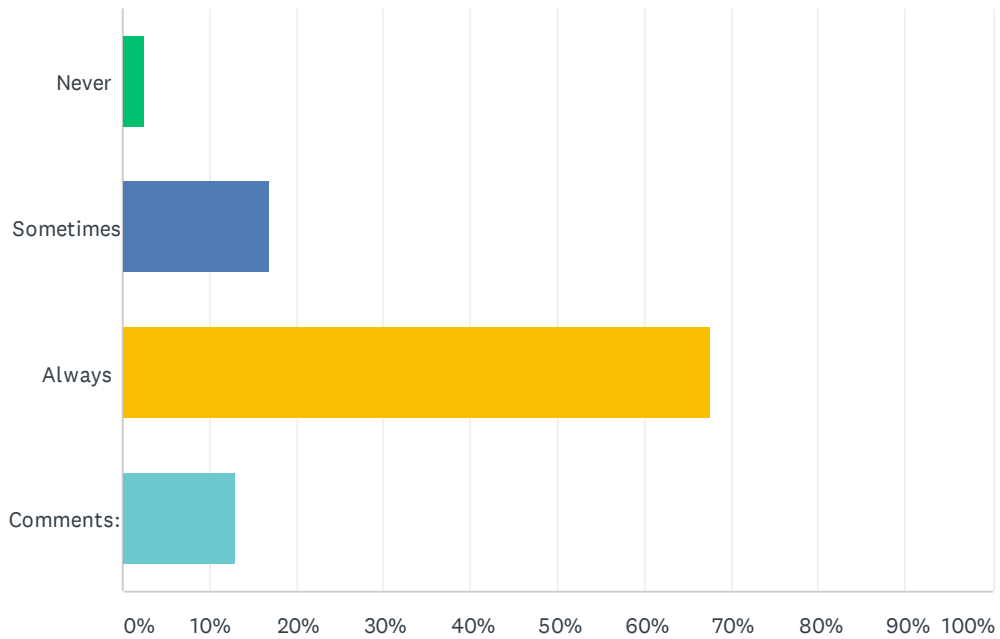
Answered: 77 Skipped: 4



ANSWER CHOICES	RESPONSES	
Yes	89.61%	69
No	9.09%	7
TOTAL		77

### Q6 The office staff at my school is polite and is helpful in answering my questions or concerns.

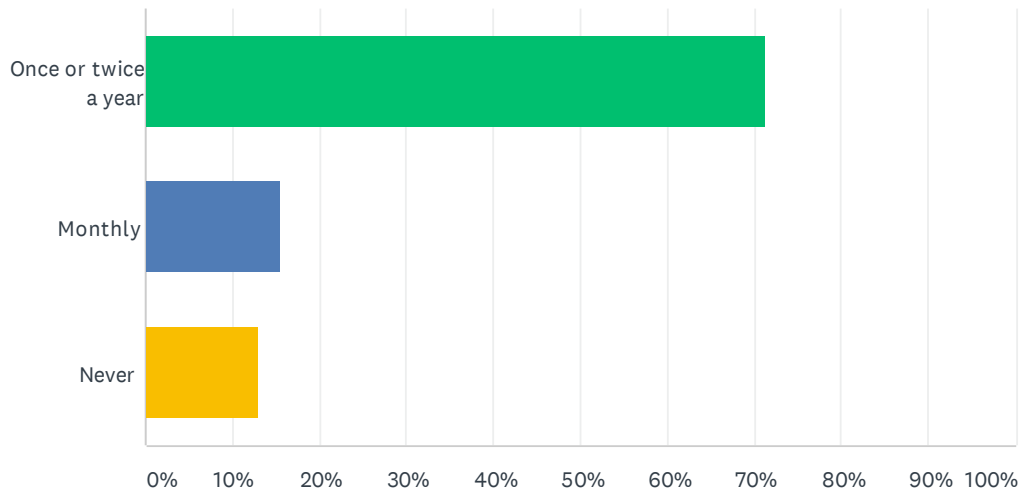
Answered: 77 Skipped: 4



ANSWER CHOICES	RESPONSES	
Never	2.60%	2
Sometimes	16.88%	13
Always	67.53%	52
Comments:	12.99%	10
<b>TOTAL</b>		<b>77</b>

### Q7 In the past year, how often did you attend a parent meeting or event at your child's school that supported your child's academic success?

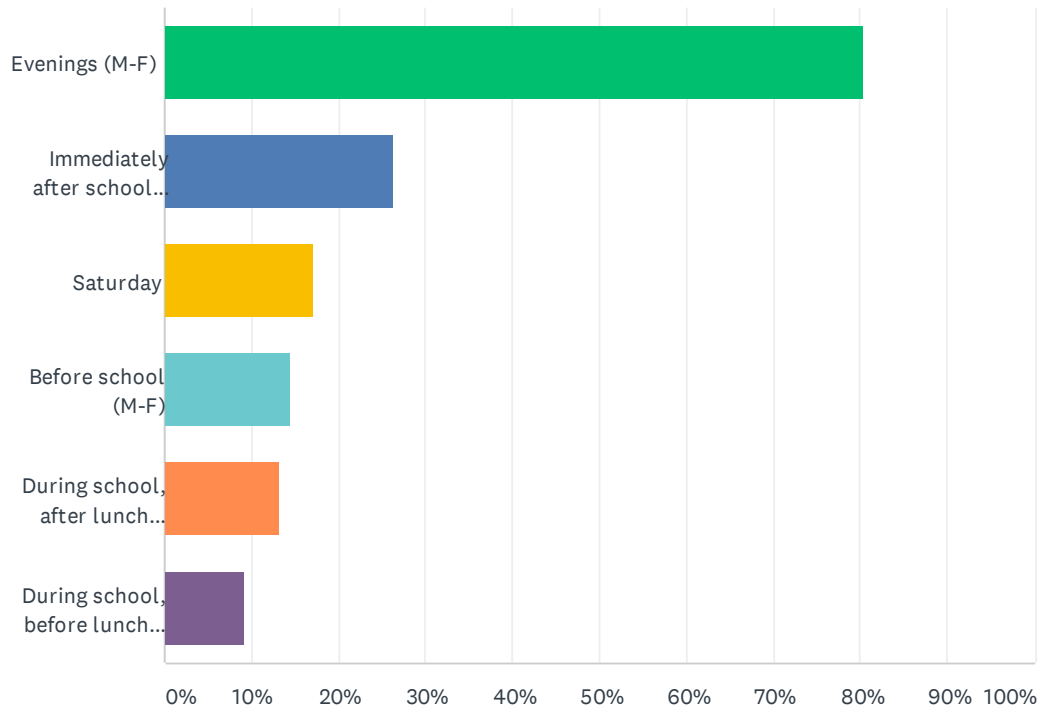
Answered: 77 Skipped: 4



ANSWER CHOICES	RESPONSES	
Once or twice a year	71.43%	55
Monthly	15.58%	12
Never	12.99%	10
<b>TOTAL</b>		<b>77</b>

## Q8 When is the best time for you to attend a school event for families?

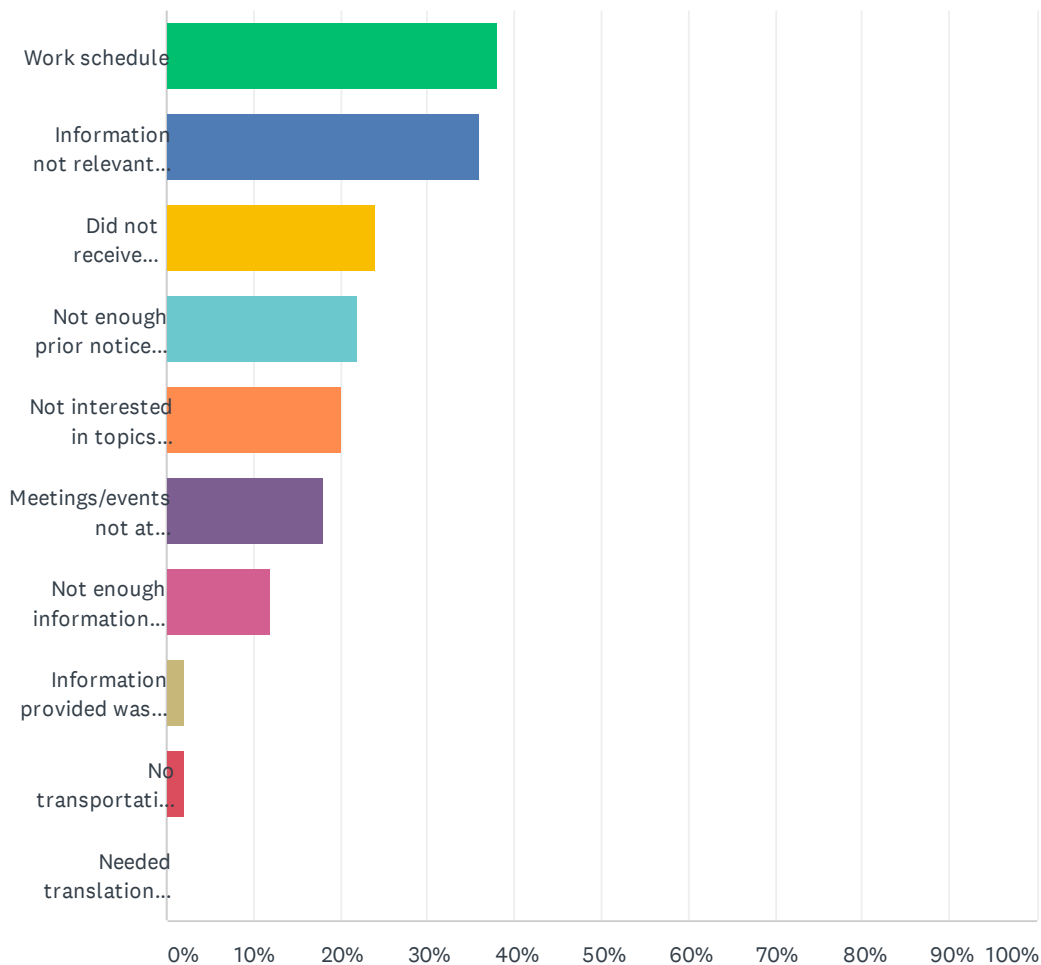
Answered: 76 Skipped: 5



ANSWER CHOICES	RESPONSES	
Evenings (M-F)	80.26%	61
Immediately after school (M-F)	26.32%	20
Saturday	17.11%	13
Before school (M-F)	14.47%	11
During school, after lunch (M-F)	13.16%	10
During school, before lunch (M-F)	9.21%	7
Total Respondents: 76		

### Q9 If you have not attended informational meetings or academic events, please share why. (Check all that apply)

Answered: 50 Skipped: 31

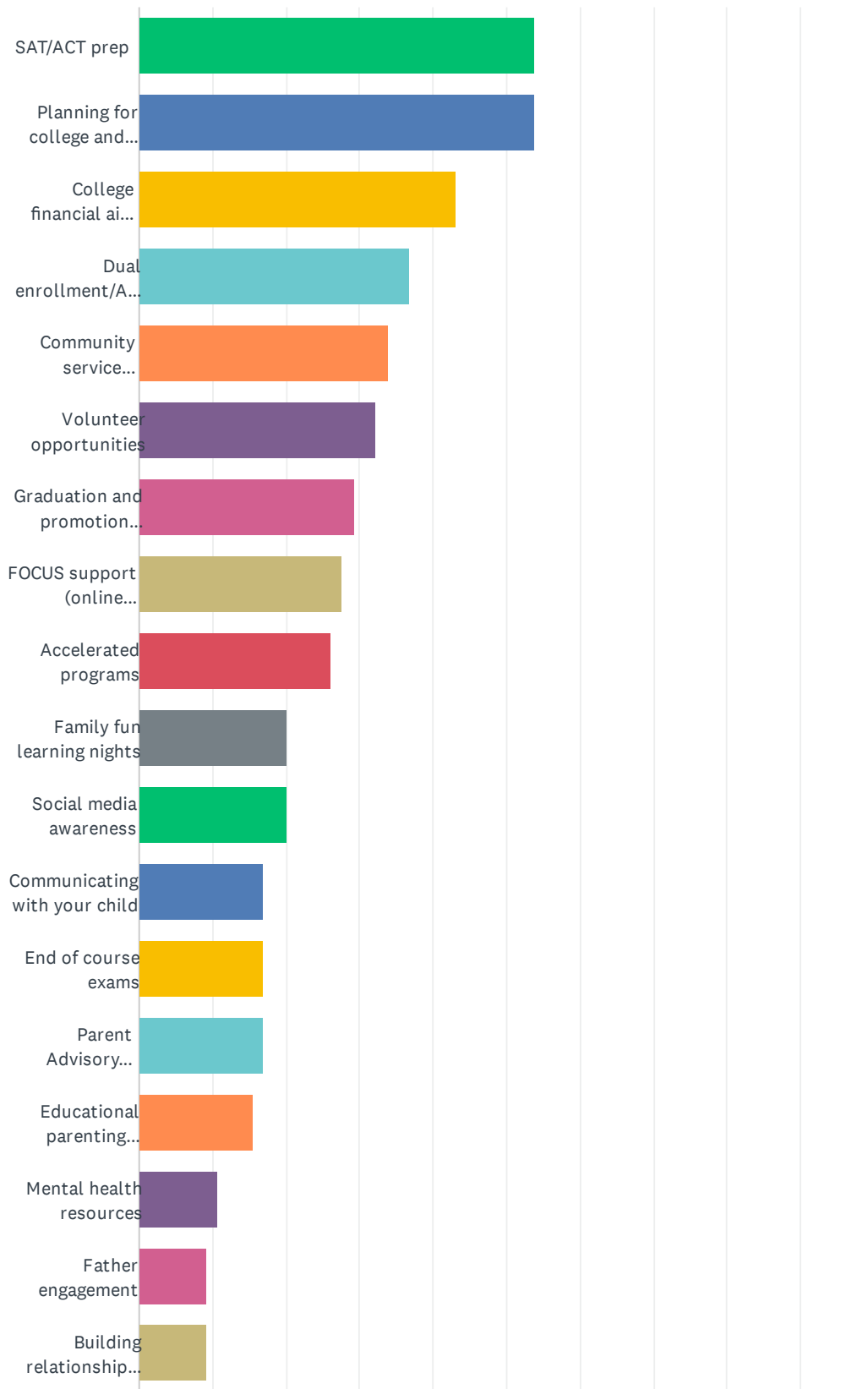


Brevard Public Schools High School Parent Survey 2019-2020

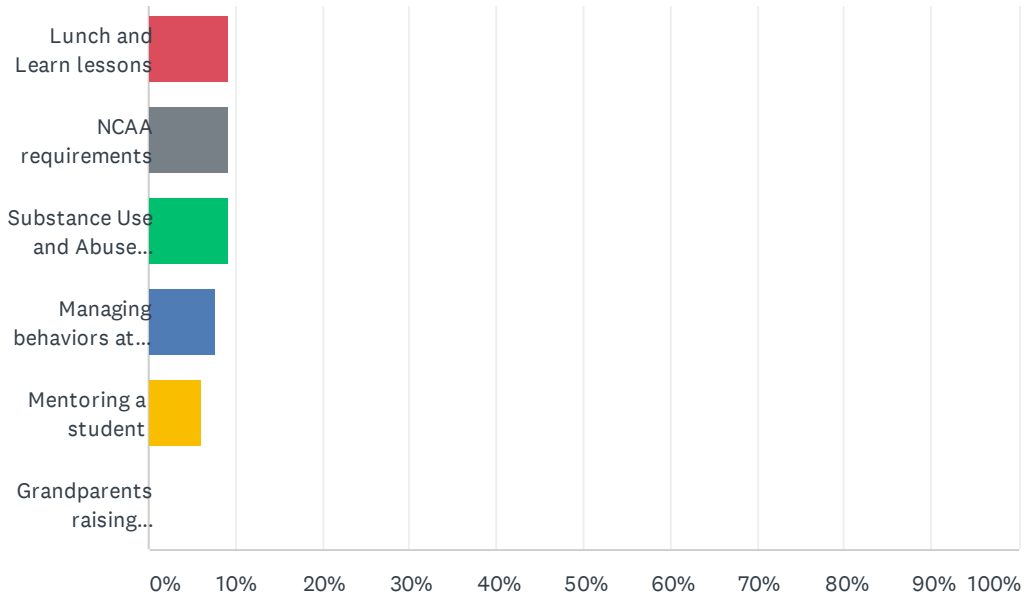
ANSWER CHOICES	RESPONSES	
Work schedule	38.00%	19
Information not relevant to me/my child	36.00%	18
Did not receive information about meetings/events	24.00%	12
Not enough prior notice provided	22.00%	11
Not interested in topics presented	20.00%	10
Meetings/events not at convenient times	18.00%	9
Not enough information provided	12.00%	6
Information provided was difficult to understand	2.00%	1
No transportation to get to meetings/events	2.00%	1
Needed translation services	0.00%	0
Total Respondents: 50		

### Q10 Which of the following informational meetings and activities would you participate in or attend? (Check all that apply)

Answered: 65 Skipped: 16



# Brevard Public Schools High School Parent Survey 2019-2020





Brevard Public Schools High School Parent Survey 2019-2020

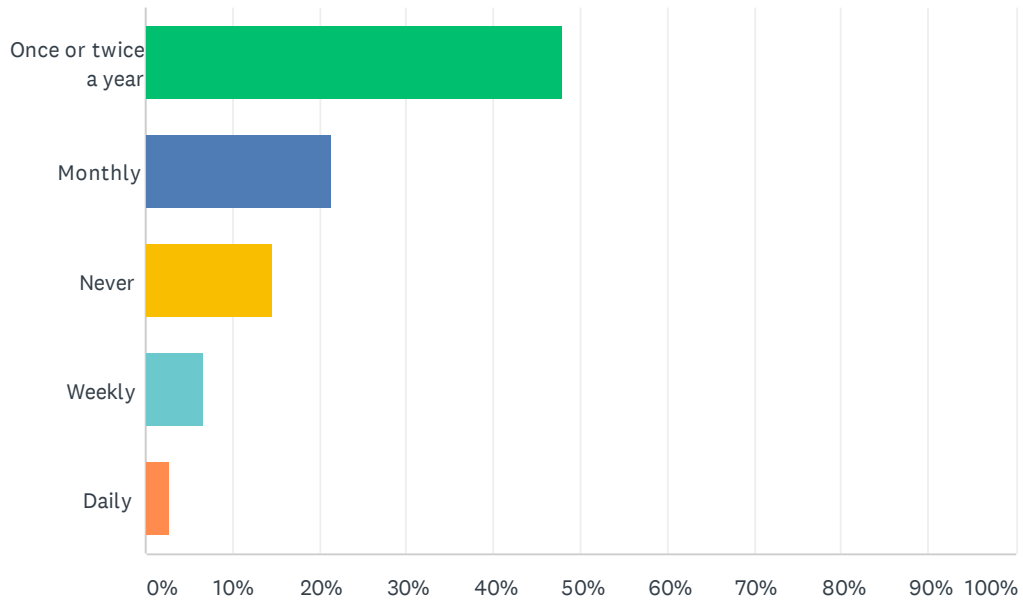
ANSWER CHOICES	RESPONSES	
SAT/ACT prep	53.85%	35
Planning for college and career	53.85%	35
College financial aid (FASFA/Bright Futures/scholarships)	43.08%	28
Dual enrollment/Advanced Placement courses	36.92%	24
Community service projects with staff/students	33.85%	22
Volunteer opportunities	32.31%	21
Graduation and promotion guidelines	29.23%	19
FOCUS support (online gradebook, absences, teacher webpages)	27.69%	18
Accelerated programs	26.15%	17
Family fun learning nights	20.00%	13
Social media awareness	20.00%	13
Communicating with your child	16.92%	11
End of course exams	16.92%	11
Parent Advisory Council/School Advisory Council (SAC)/Parent Teacher Organization (PTO)	16.92%	11
Educational parenting workshops/classes	15.38%	10
Mental health resources	10.77%	7
Father engagement	9.23%	6
Building relationships with your child	9.23%	6
Lunch and Learn lessons	9.23%	6
NCAA requirements	9.23%	6
Substance Use and Abuse (alcohol, street drugs, vaping, prescription drugs)	9.23%	6
Managing behaviors at home	7.69%	5
Mentoring a student	6.15%	4
Grandparents raising grandchildren	0.00%	0
Total Respondents: 65		

**Q11 In what ways can family engagement be strengthened at your child's school?**

Answered: 28 Skipped: 53

## Q12 How often do you communicate with your child's teachers?

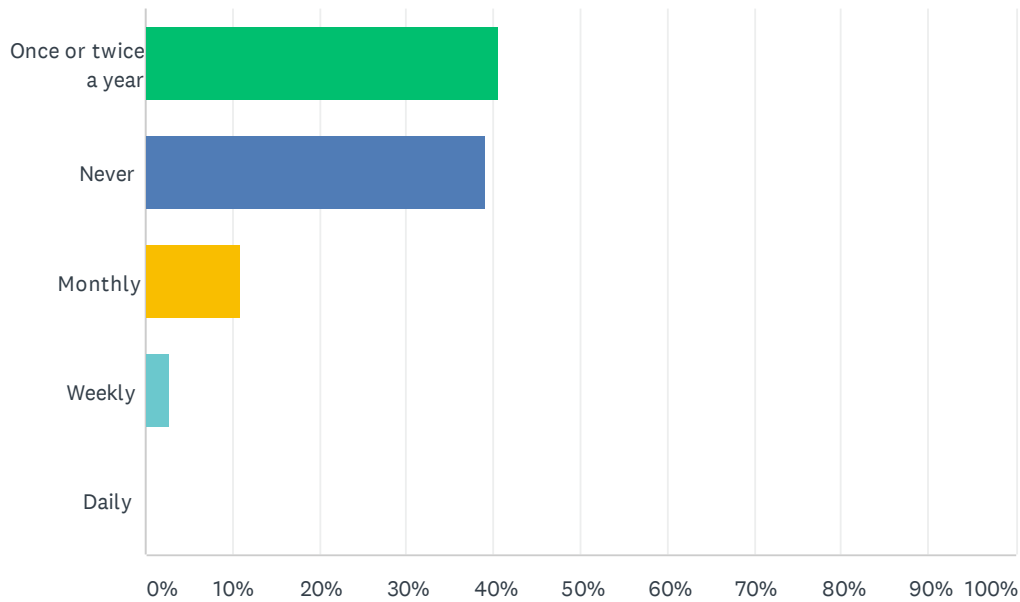
Answered: 75 Skipped: 6



ANSWER CHOICES	RESPONSES	
Once or twice a year	48.00%	36
Monthly	21.33%	16
Never	14.67%	11
Weekly	6.67%	5
Daily	2.67%	2
<b>TOTAL</b>		<b>75</b>

### Q13 How often do your child's teachers communicate with you about your child's progress?

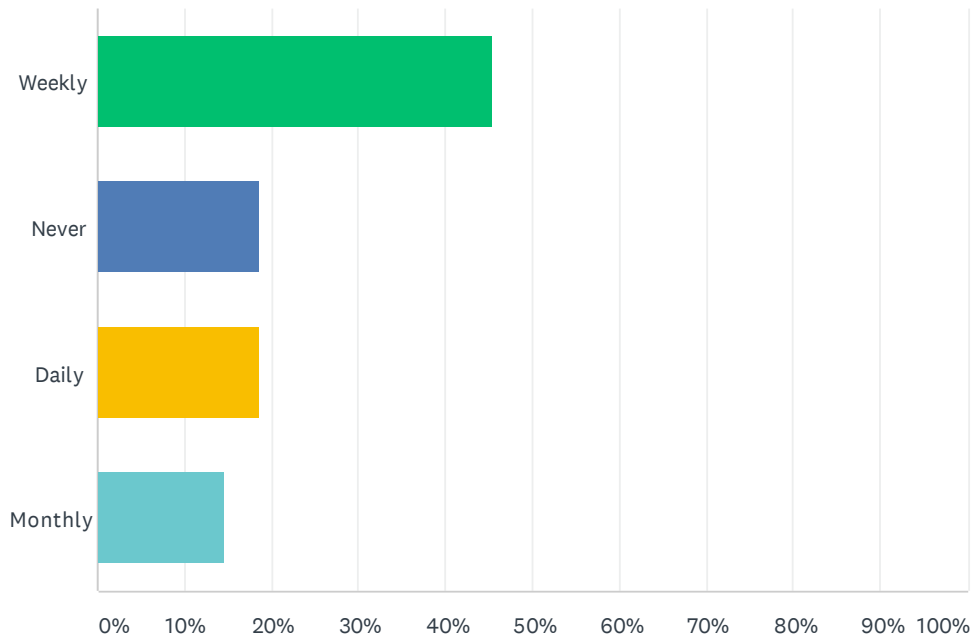
Answered: 74 Skipped: 7



ANSWER CHOICES	RESPONSES	
Once or twice a year	40.54%	30
Never	39.19%	29
Monthly	10.81%	8
Weekly	2.70%	2
Daily	0.00%	0
<b>TOTAL</b>		<b>74</b>

### Q14 How often do you access your child's grades and attendance information through FOCUS?

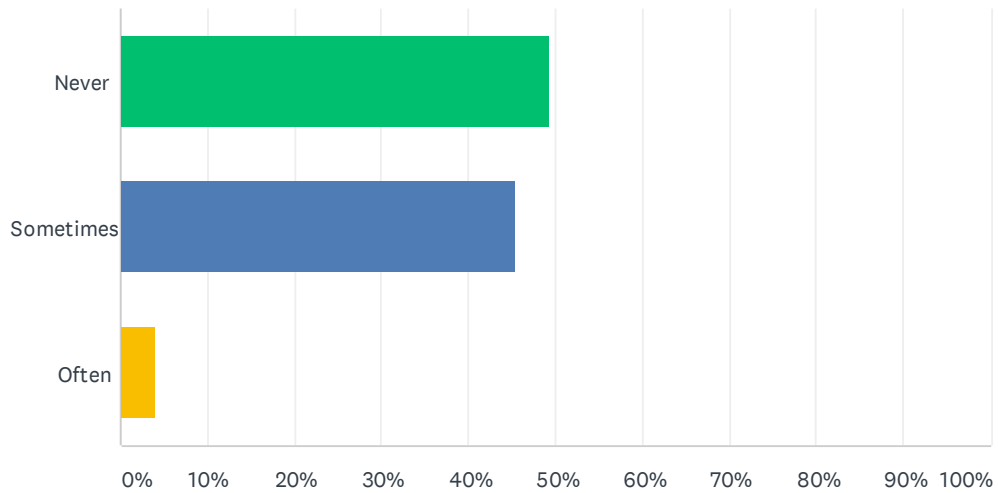
Answered: 75 Skipped: 6



ANSWER CHOICES	RESPONSES	
Weekly	45.33%	34
Never	18.67%	14
Daily	18.67%	14
Monthly	14.67%	11
TOTAL		75

### Q15 How often does your child's school or teachers provide you with information about ways you can help your child's learning at home?

Answered: 75 Skipped: 6



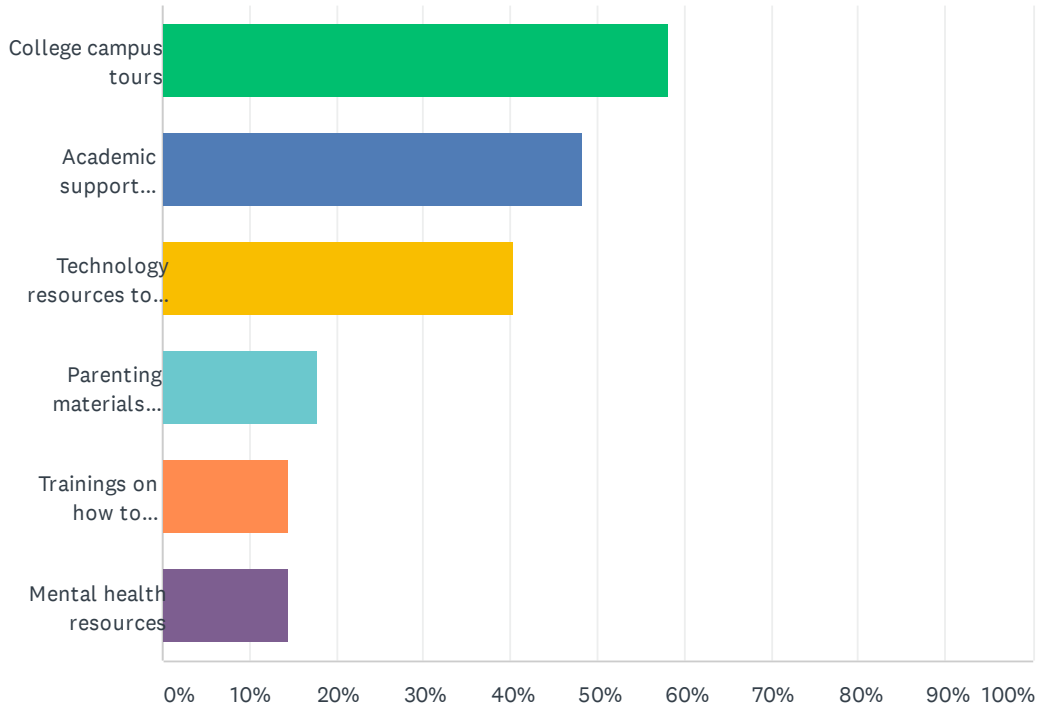
ANSWER CHOICES	RESPONSES	
Never	49.33%	37
Sometimes	45.33%	34
Often	4.00%	3
TOTAL		75

**Q16 What can we do to support you to ensure your child graduates and receives a high school diploma?**

Answered: 32 Skipped: 49

## Q17 What types of family engagement resources would you use if they were provided at your school?

Answered: 62 Skipped: 19

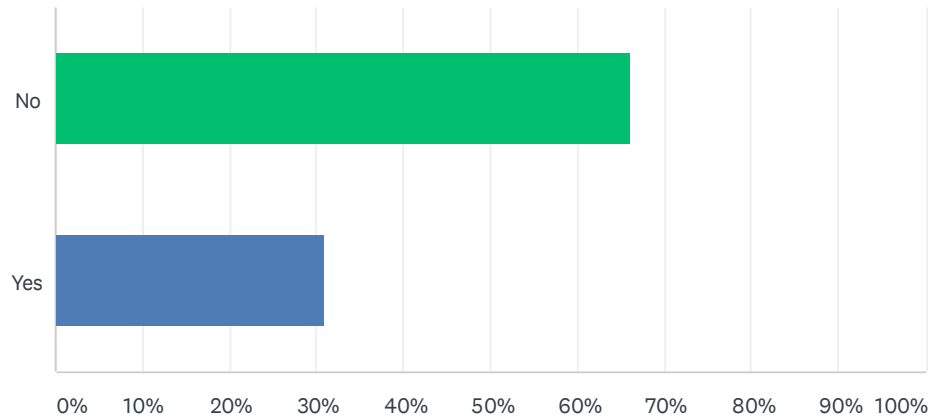


ANSWER CHOICES	RESPONSES	
College campus tours	58.06%	36
Academic support materials for families to use at home	48.39%	30
Technology resources to support learning at home	40.32%	25
Parenting materials (books and articles for check out)	17.74%	11
Trainings on how to participate in school decision-making committees	14.52%	9
Mental health resources	14.52%	9
Total Respondents: 62		



### Q18 Have you been given opportunities to provide input and feedback into school decisions (school improvement, Title I services, event planning, discipline)?

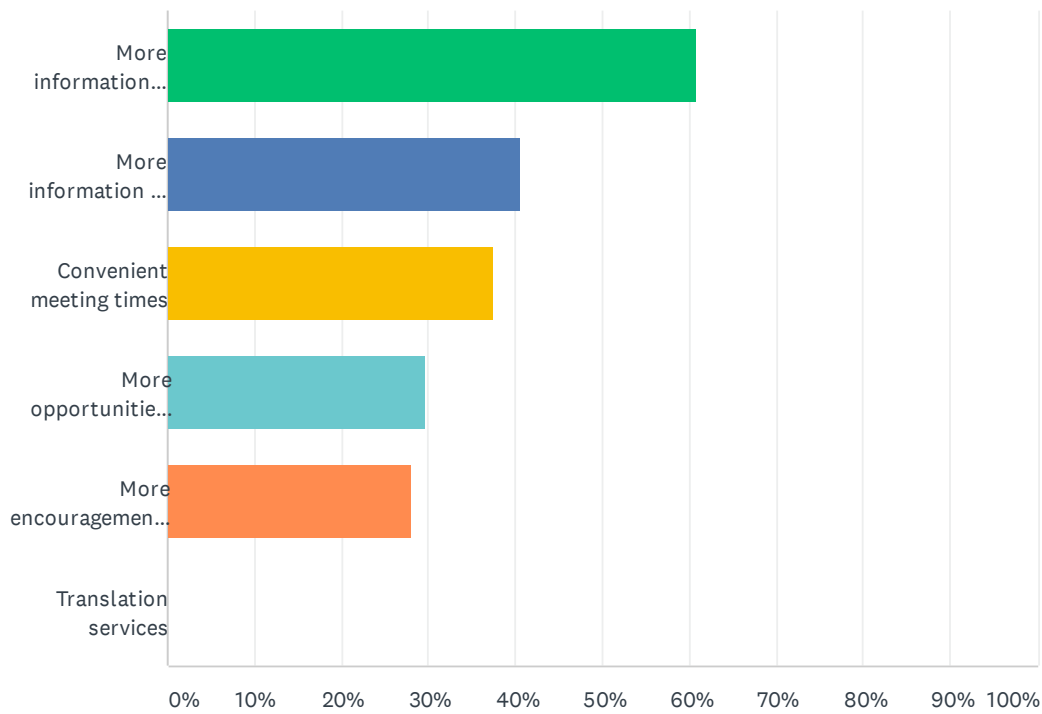
Answered: 71 Skipped: 10



ANSWER CHOICES	RESPONSES	
No	66.20%	47
Yes	30.99%	22
TOTAL		71

## Q19 How could your school assist you in playing a more active role in school decision-making?

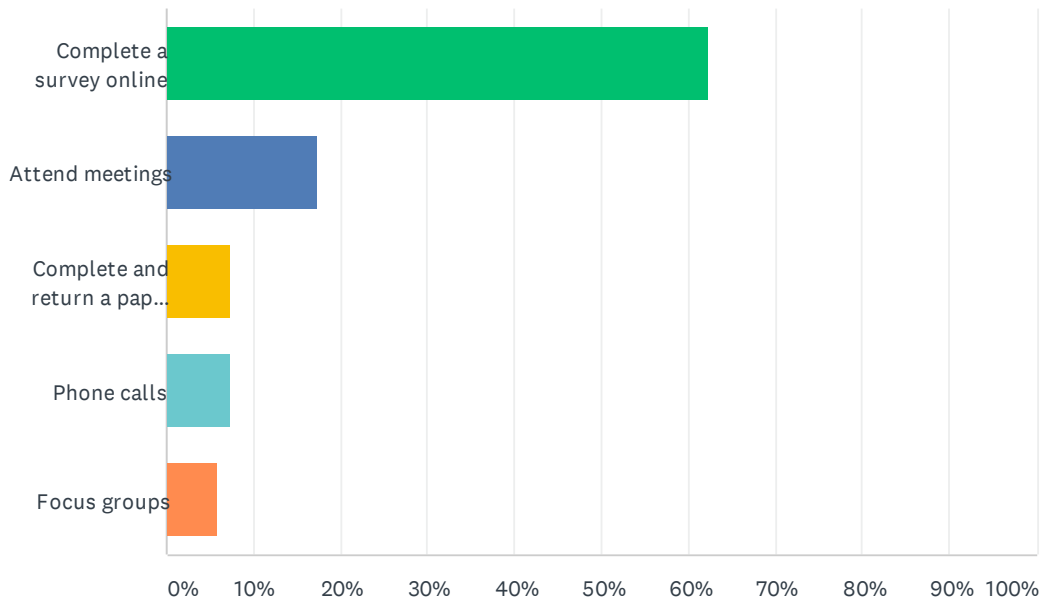
Answered: 64 Skipped: 17



ANSWER CHOICES	RESPONSES	
More information about school issues to be addressed	60.94%	39
More information on how to become engaged	40.63%	26
Convenient meeting times	37.50%	24
More opportunities to share my opinion about school issues	29.69%	19
More encouragement from the school to become engaged	28.13%	18
Translation services	0.00%	0
Total Respondents: 64		

## Q20 What is the best way for you to provide input regarding your child's school?

Answered: 69 Skipped: 12



ANSWER CHOICES	RESPONSES	
Complete a survey online	62.32%	43
Attend meetings	17.39%	12
Complete and return a paper survey	7.25%	5
Phone calls	7.25%	5
Focus groups	5.80%	4
<b>TOTAL</b>		<b>69</b>

Q21 What do you feel is working well at your child's school? (This is your chance to brag about your school and share what you like about it!)

Answered: 30 Skipped: 51

Q22 What do you feel is not working, difficult, and/or needs improvement at your child's school? (This is your chance to tell us what you would like to see change.)

Answered: 39 Skipped: 42