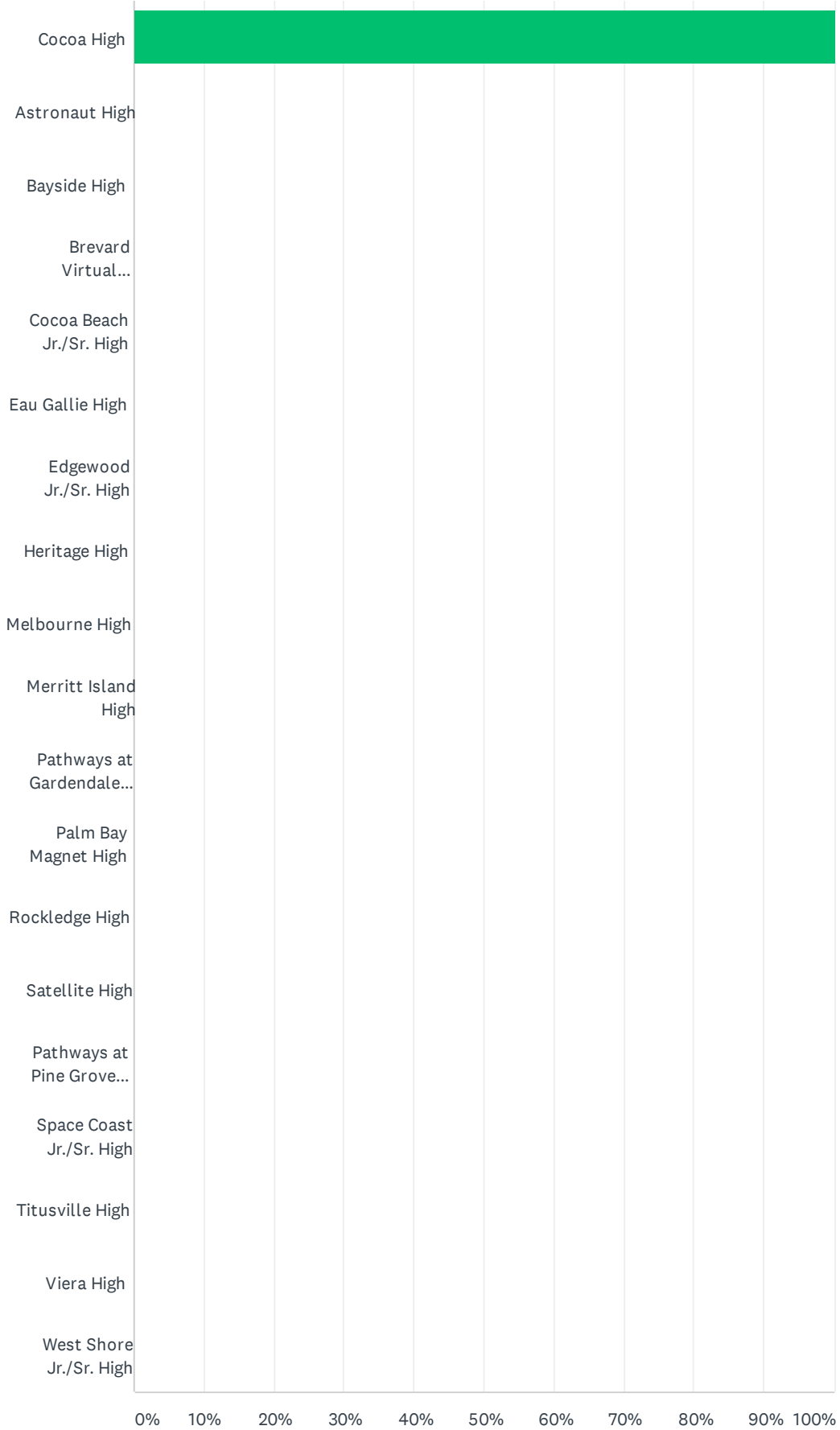


Q1 What school does your child attend?

Answered: 109 Skipped: 0

Brevard Public Schools High School Parent Survey 2019-2020

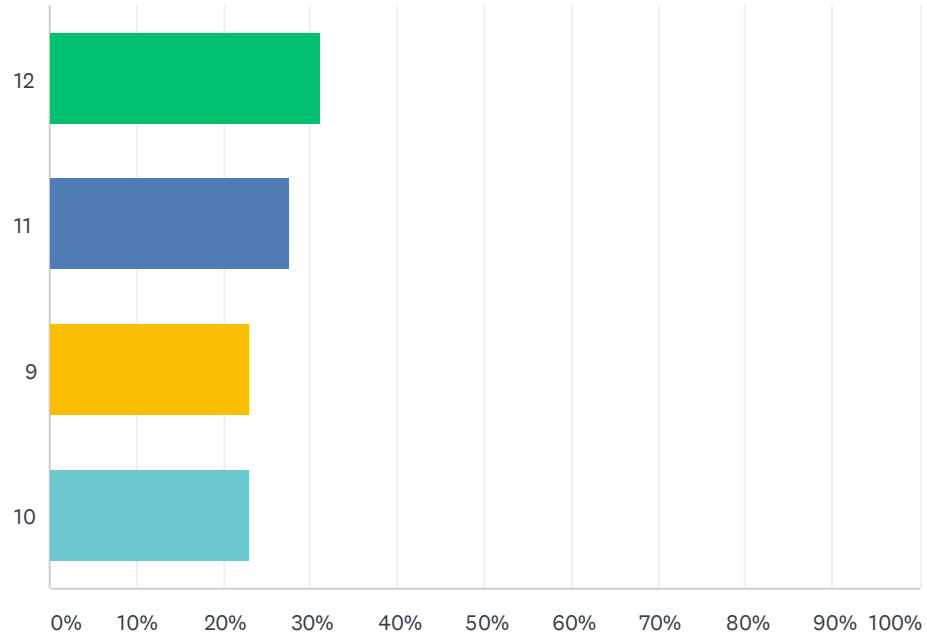


Brevard Public Schools High School Parent Survey 2019-2020

ANSWER CHOICES	RESPONSES	
Cocoa High	100.00%	109
Astronaut High	0.00%	0
Bayside High	0.00%	0
Brevard Virtual Instruction Program (BVIP)	0.00%	0
Cocoa Beach Jr./Sr. High	0.00%	0
Eau Gallie High	0.00%	0
Edgewood Jr./Sr. High	0.00%	0
Heritage High	0.00%	0
Melbourne High	0.00%	0
Merritt Island High	0.00%	0
Pathways at Gardendale (North/Central Area Alternative Center)	0.00%	0
Palm Bay Magnet High	0.00%	0
Rockledge High	0.00%	0
Satellite High	0.00%	0
Pathways at Pine Grove (South Area Alternative Center)	0.00%	0
Space Coast Jr./Sr. High	0.00%	0
Titusville High	0.00%	0
Viera High	0.00%	0
West Shore Jr./Sr. High	0.00%	0
TOTAL		109

Q2 What is your child's current grade level?

Answered: 109 Skipped: 0

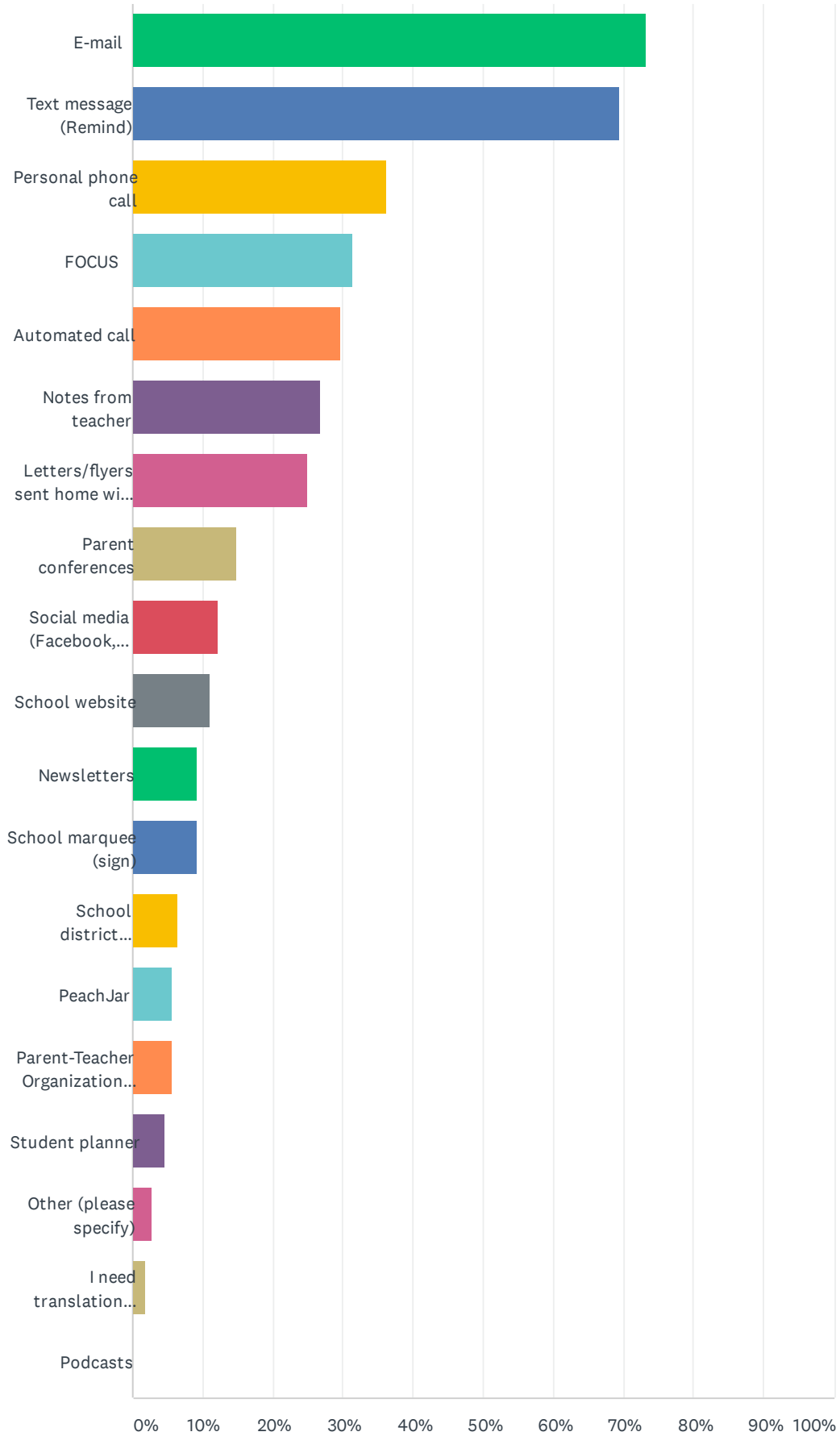


ANSWER CHOICES	RESPONSES	
12	31.19%	34
11	27.52%	30
9	22.94%	25
10	22.94%	25
Total Respondents: 109		

Q3 What is the best way for us to get important information regarding school events or your child's progress to you? (Check all that apply)

Answered: 108 Skipped: 1

Brevard Public Schools High School Parent Survey 2019-2020

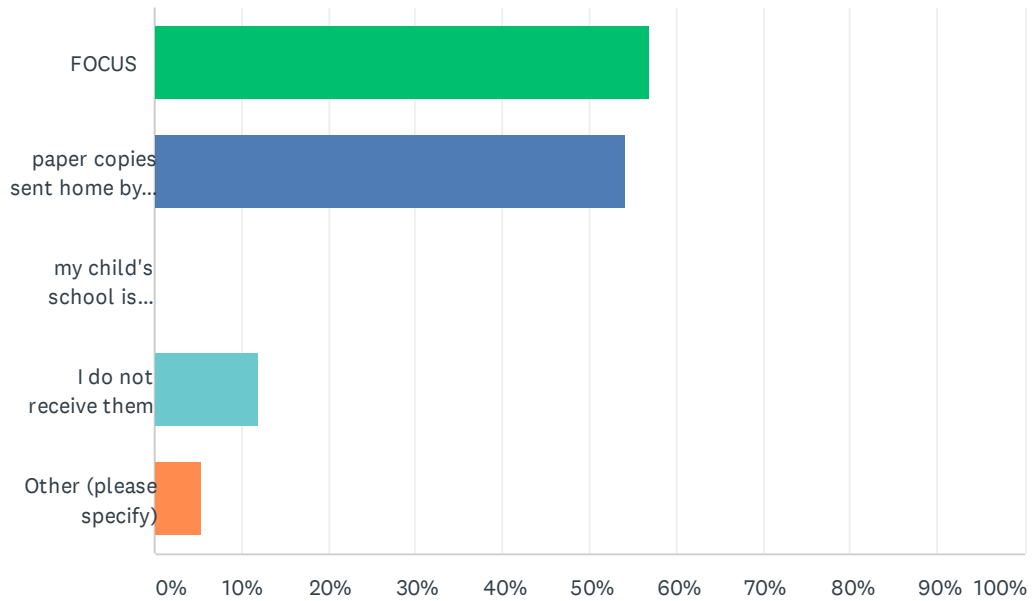


Brevard Public Schools High School Parent Survey 2019-2020

ANSWER CHOICES	RESPONSES	
E-mail	73.15%	79
Text message (Remind)	69.44%	75
Personal phone call	36.11%	39
FOCUS	31.48%	34
Automated call	29.63%	32
Notes from teacher	26.85%	29
Letters/flyers sent home with students	25.00%	27
Parent conferences	14.81%	16
Social media (Facebook, Twitter)	12.04%	13
School website	11.11%	12
Newsletters	9.26%	10
School marquee (sign)	9.26%	10
School district website	6.48%	7
PeachJar	5.56%	6
Parent-Teacher Organization (PTO/PTA)	5.56%	6
Student planner	4.63%	5
Other (please specify)	2.78%	3
I need translation assistance	1.85%	2
Podcasts	0.00%	0
Total Respondents: 108		

Q4 How do you receive interim reports and report cards?

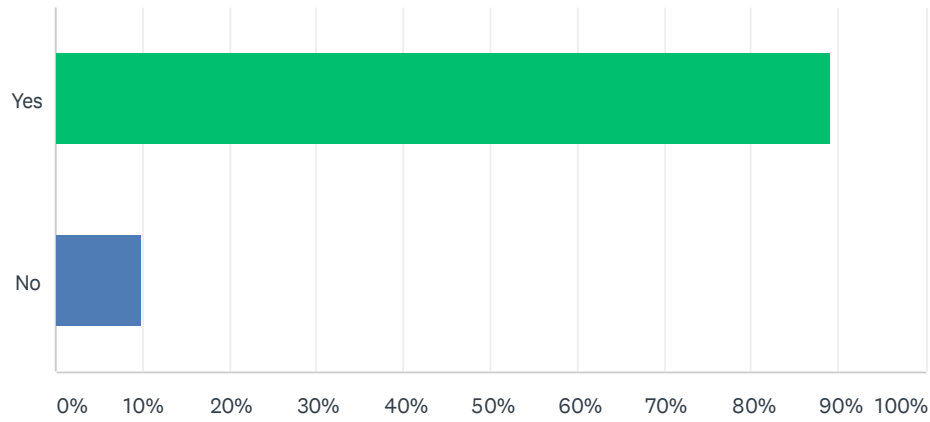
Answered: 109 Skipped: 0



ANSWER CHOICES	RESPONSES	
FOCUS	56.88%	62
paper copies sent home by the school	54.13%	59
my child's school is paperless	0.00%	0
I do not receive them	11.93%	13
Other (please specify)	5.50%	6
Total Respondents: 109		

Q5 Do you feel welcome at your child's school?

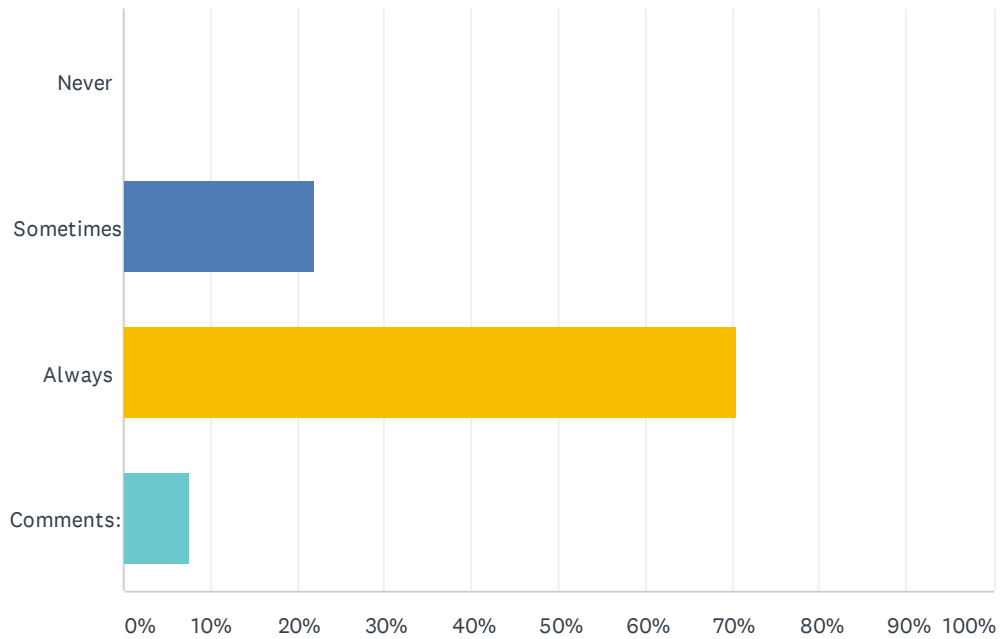
Answered: 102 Skipped: 7



ANSWER CHOICES	RESPONSES	
Yes	89.22%	91
No	9.80%	10
TOTAL		102

Q6 The office staff at my school is polite and is helpful in answering my questions or concerns.

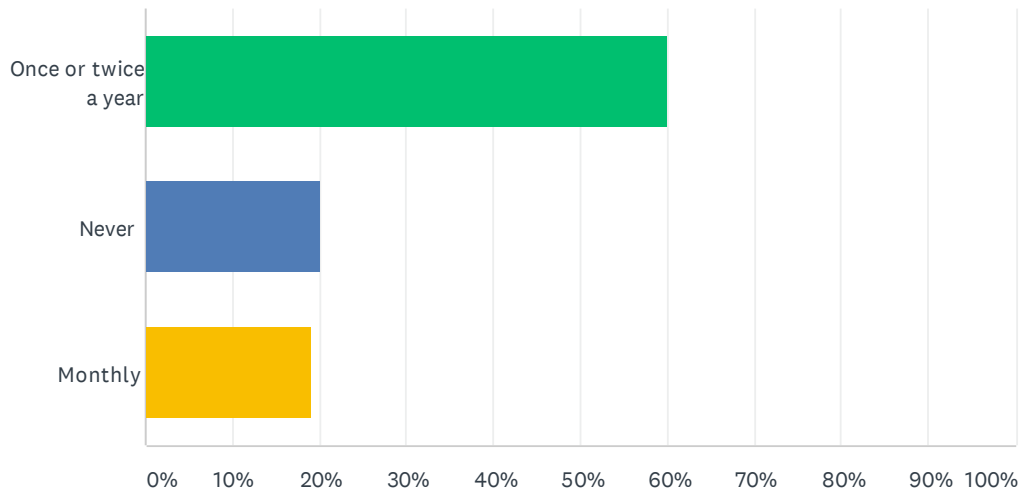
Answered: 105 Skipped: 4



ANSWER CHOICES	RESPONSES
Never	0.00% 0
Sometimes	21.90% 23
Always	70.48% 74
Comments:	7.62% 8
TOTAL	105

Q7 In the past year, how often did you attend a parent meeting or event at your child's school that supported your child's academic success?

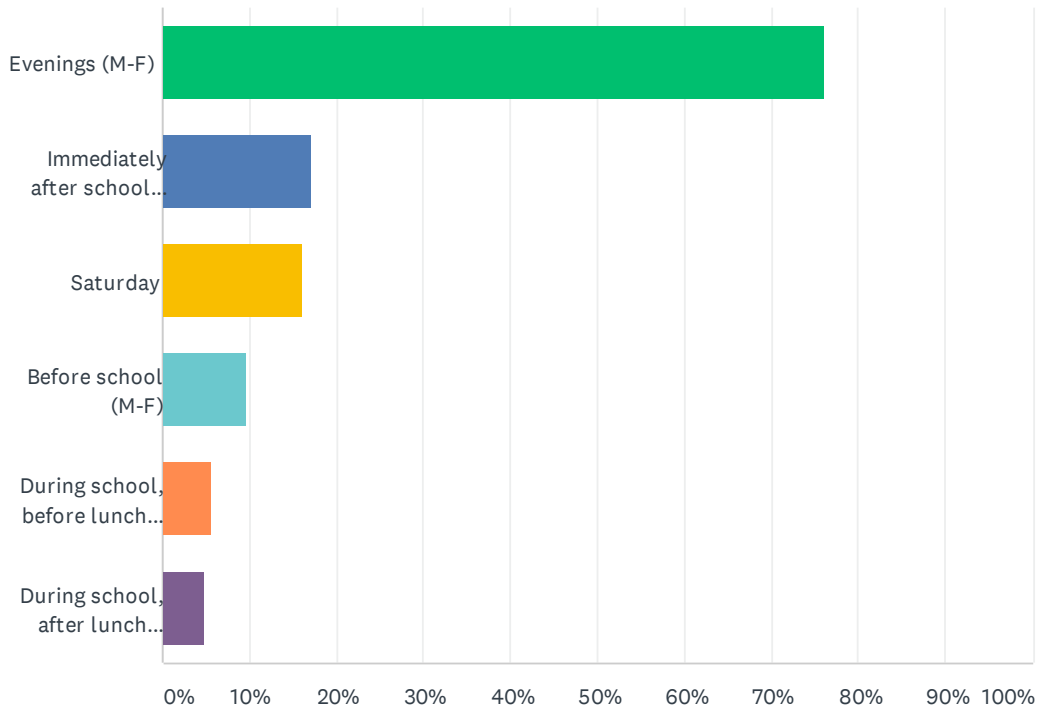
Answered: 105 Skipped: 4



ANSWER CHOICES	RESPONSES	
Once or twice a year	60.00%	63
Never	20.00%	21
Monthly	19.05%	20
TOTAL		105

Q8 When is the best time for you to attend a school event for families?

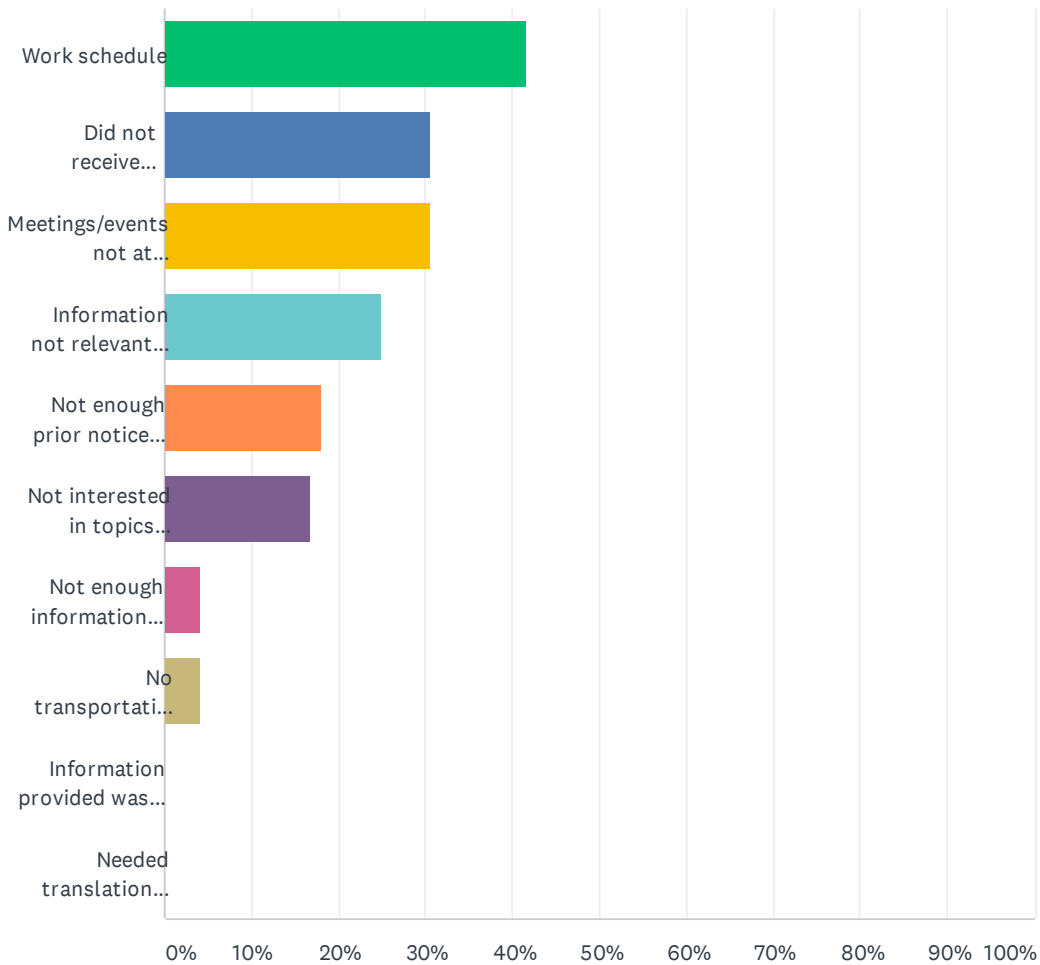
Answered: 105 Skipped: 4



ANSWER CHOICES	RESPONSES	
Evenings (M-F)	76.19%	80
Immediately after school (M-F)	17.14%	18
Saturday	16.19%	17
Before school (M-F)	9.52%	10
During school, before lunch (M-F)	5.71%	6
During school, after lunch (M-F)	4.76%	5
Total Respondents: 105		

Q9 If you have not attended informational meetings or academic events, please share why. (Check all that apply)

Answered: 72 Skipped: 37

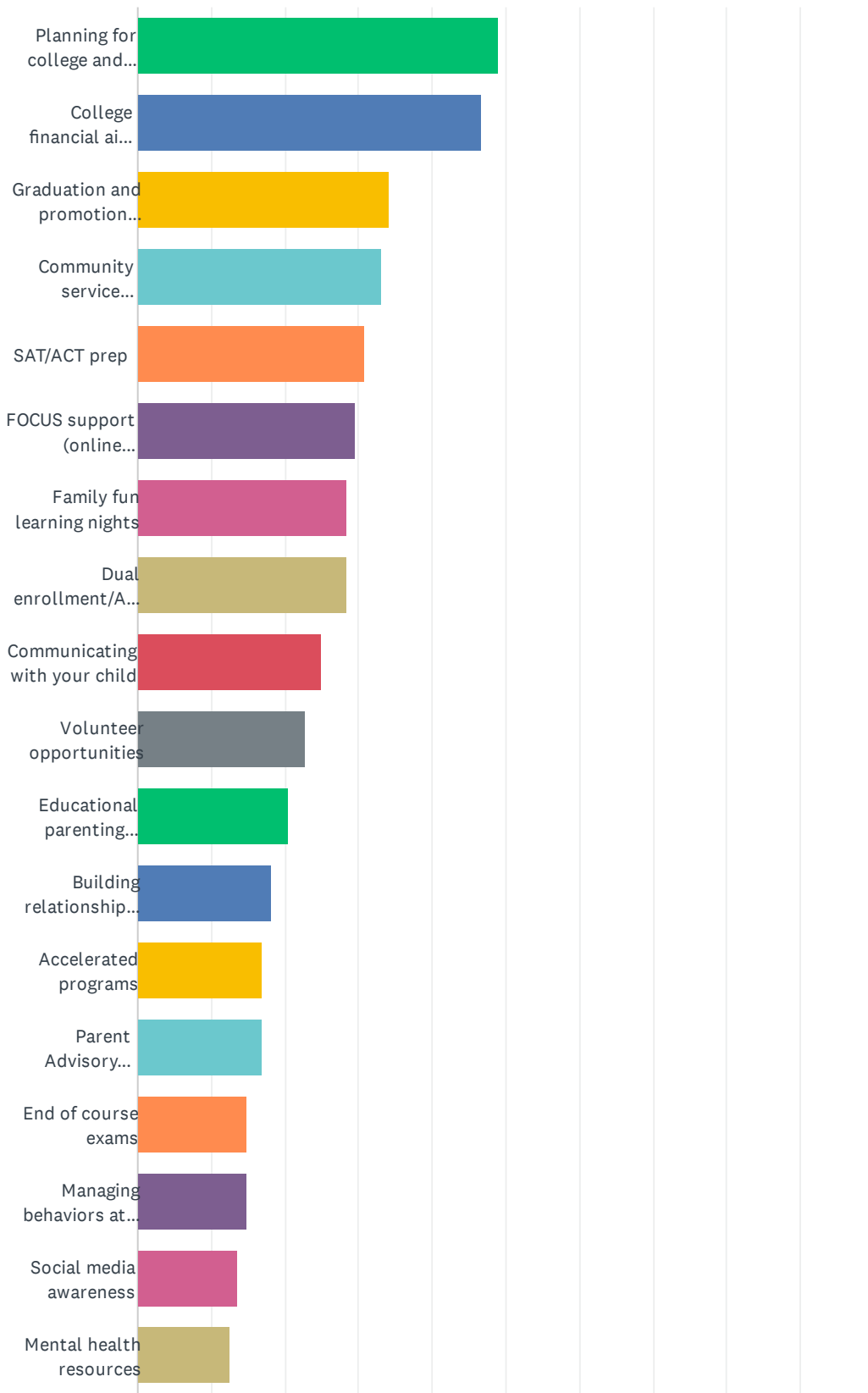


Brevard Public Schools High School Parent Survey 2019-2020

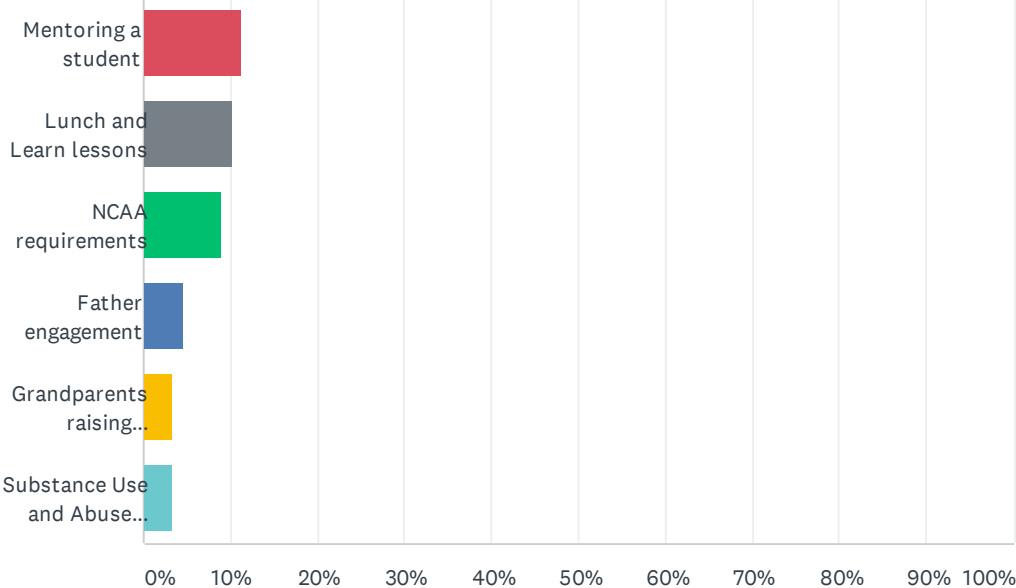
ANSWER CHOICES	RESPONSES	
Work schedule	41.67%	30
Did not receive information about meetings/events	30.56%	22
Meetings/events not at convenient times	30.56%	22
Information not relevant to me/my child	25.00%	18
Not enough prior notice provided	18.06%	13
Not interested in topics presented	16.67%	12
Not enough information provided	4.17%	3
No transportation to get to meetings/events	4.17%	3
Information provided was difficult to understand	0.00%	0
Needed translation services	0.00%	0
Total Respondents: 72		

Q10 Which of the following informational meetings and activities would you participate in or attend? (Check all that apply)

Answered: 88 Skipped: 21



Brevard Public Schools High School Parent Survey 2019-2020



Brevard Public Schools High School Parent Survey 2019-2020

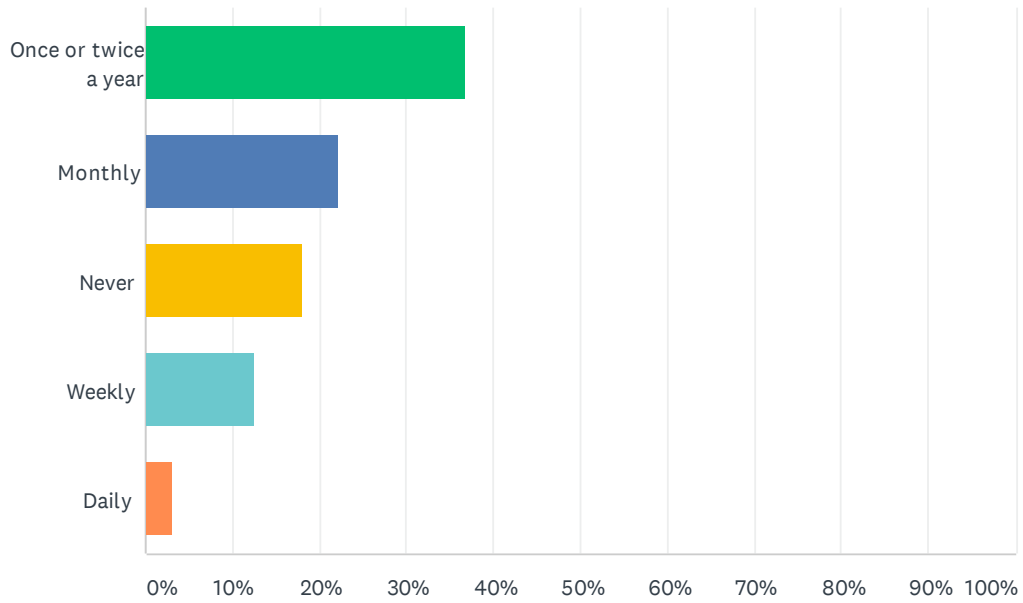
ANSWER CHOICES	RESPONSES	
Planning for college and career	48.86%	43
College financial aid (FASFA/Bright Futures/scholarships)	46.59%	41
Graduation and promotion guidelines	34.09%	30
Community service projects with staff/students	32.95%	29
SAT/ACT prep	30.68%	27
FOCUS support (online gradebook, absences, teacher webpages)	29.55%	26
Family fun learning nights	28.41%	25
Dual enrollment/Advanced Placement courses	28.41%	25
Communicating with your child	25.00%	22
Volunteer opportunities	22.73%	20
Educational parenting workshops/classes	20.45%	18
Building relationships with your child	18.18%	16
Accelerated programs	17.05%	15
Parent Advisory Council/School Advisory Council (SAC)/Parent Teacher Organization (PTO)	17.05%	15
End of course exams	14.77%	13
Managing behaviors at home	14.77%	13
Social media awareness	13.64%	12
Mental health resources	12.50%	11
Mentoring a student	11.36%	10
Lunch and Learn lessons	10.23%	9
NCAA requirements	9.09%	8
Father engagement	4.55%	4
Grandparents raising grandchildren	3.41%	3
Substance Use and Abuse (alcohol, street drugs, vaping, prescription drugs)	3.41%	3
Total Respondents: 88		

Q11 In what ways can family engagement be strengthened at your child's school?

Answered: 32 Skipped: 77

Q12 How often do you communicate with your child's teachers?

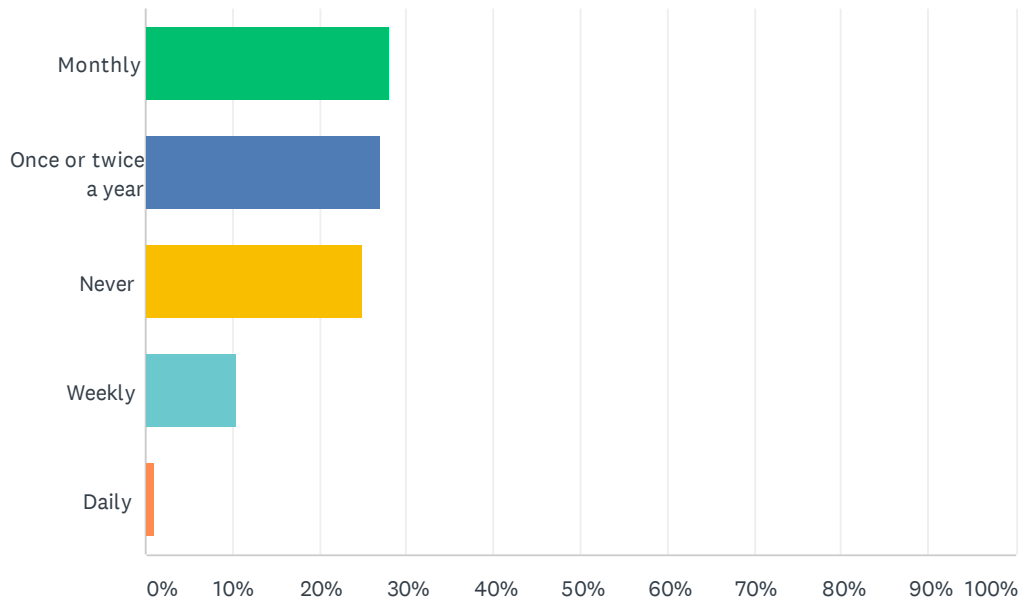
Answered: 95 Skipped: 14



ANSWER CHOICES	RESPONSES	
Once or twice a year	36.84%	35
Monthly	22.11%	21
Never	17.89%	17
Weekly	12.63%	12
Daily	3.16%	3
TOTAL		95

Q13 How often do your child's teachers communicate with you about your child's progress?

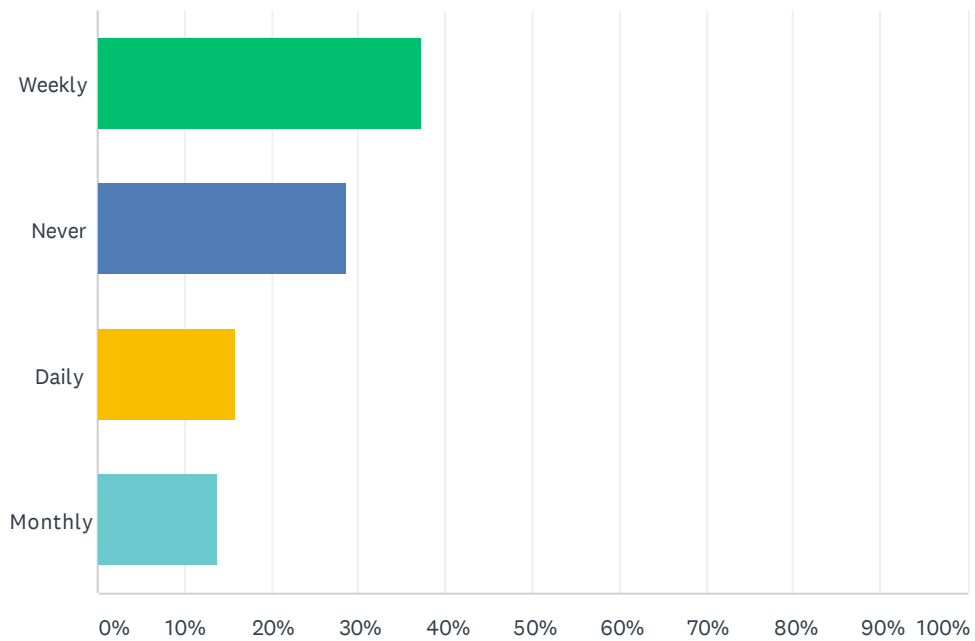
Answered: 96 Skipped: 13



ANSWER CHOICES	RESPONSES	
Monthly	28.13%	27
Once or twice a year	27.08%	26
Never	25.00%	24
Weekly	10.42%	10
Daily	1.04%	1
TOTAL		96

Q14 How often do you access your child's grades and attendance information through FOCUS?

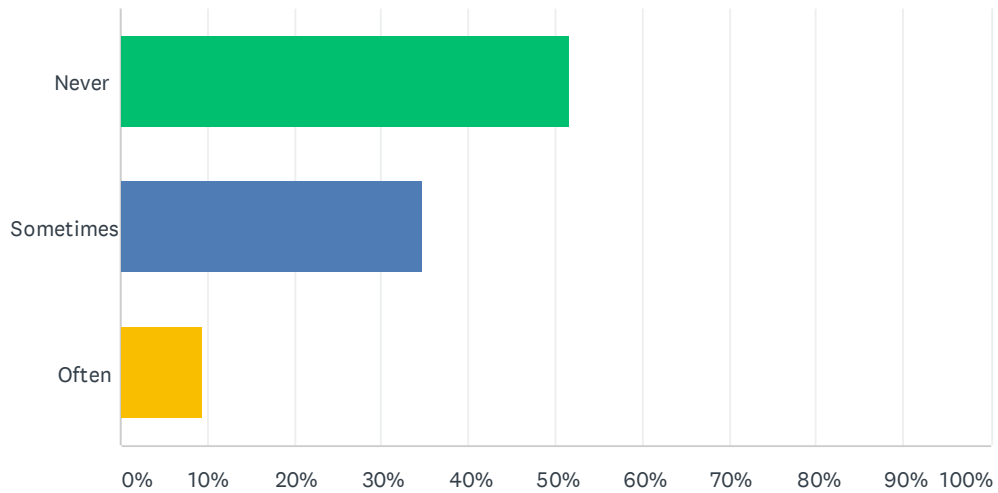
Answered: 94 Skipped: 15



ANSWER CHOICES	RESPONSES	
Weekly	37.23%	35
Never	28.72%	27
Daily	15.96%	15
Monthly	13.83%	13
TOTAL		94

Q15 How often does your child's school or teachers provide you with information about ways you can help your child's learning at home?

Answered: 95 Skipped: 14



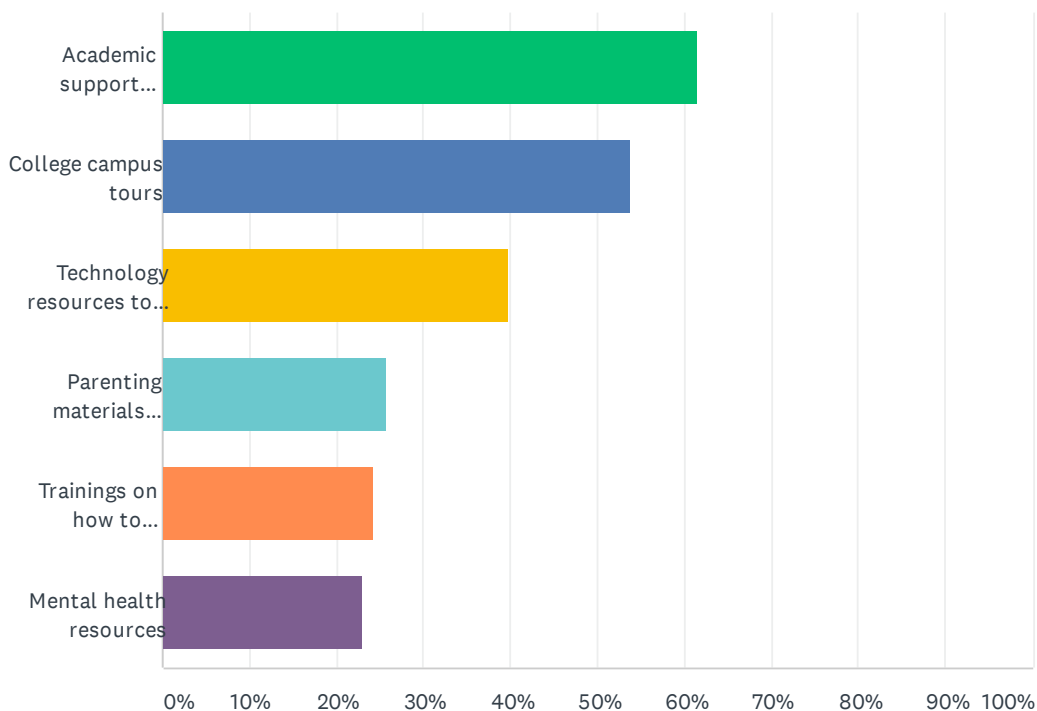
ANSWER CHOICES	RESPONSES	
Never	51.58%	49
Sometimes	34.74%	33
Often	9.47%	9
TOTAL		95

Q16 What can we do to support you to ensure your child graduates and receives a high school diploma?

Answered: 47 Skipped: 62

Q17 What types of family engagement resources would you use if they were provided at your school?

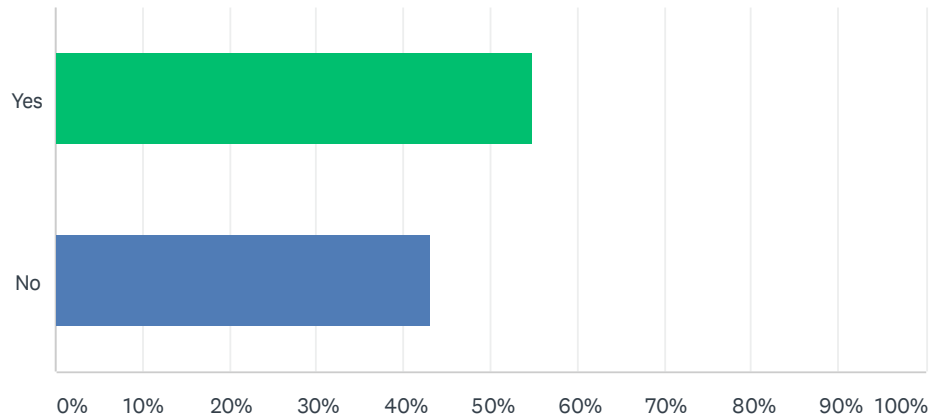
Answered: 78 Skipped: 31



ANSWER CHOICES	RESPONSES	
Academic support materials for families to use at home	61.54%	48
College campus tours	53.85%	42
Technology resources to support learning at home	39.74%	31
Parenting materials (books and articles for check out)	25.64%	20
Trainings on how to participate in school decision-making committees	24.36%	19
Mental health resources	23.08%	18
Total Respondents: 78		

Q18 Have you been given opportunities to provide input and feedback into school decisions (school improvement, Title I services, event planning, discipline)?

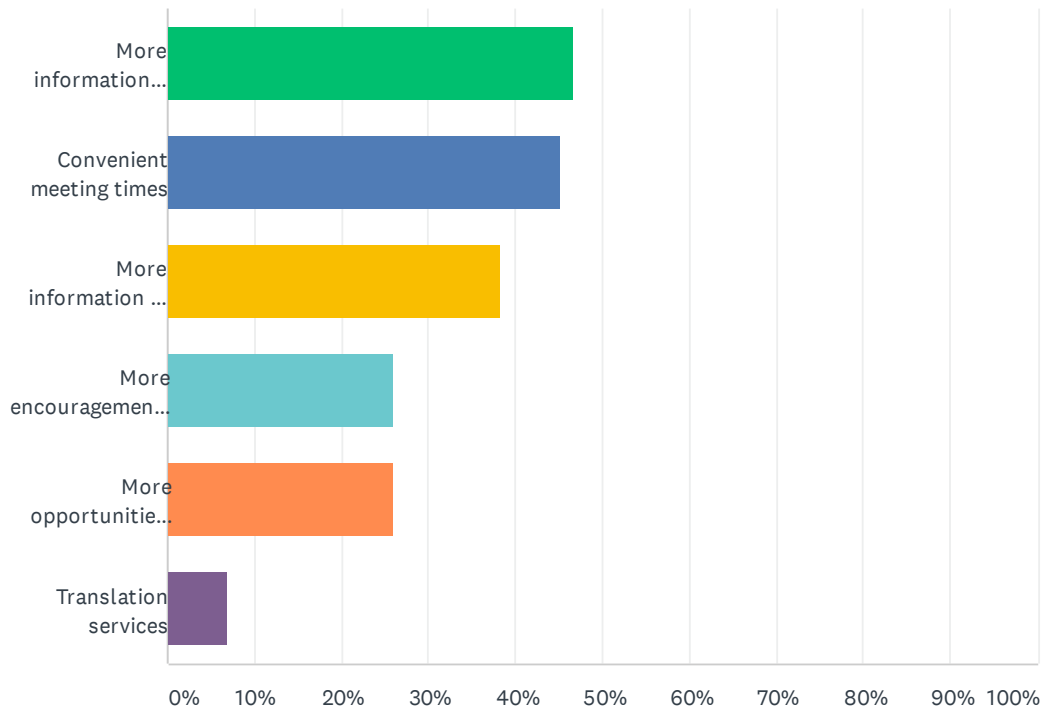
Answered: 93 Skipped: 16



ANSWER CHOICES	RESPONSES	
Yes	54.84%	51
No	43.01%	40
TOTAL		93

Q19 How could your school assist you in playing a more active role in school decision-making?

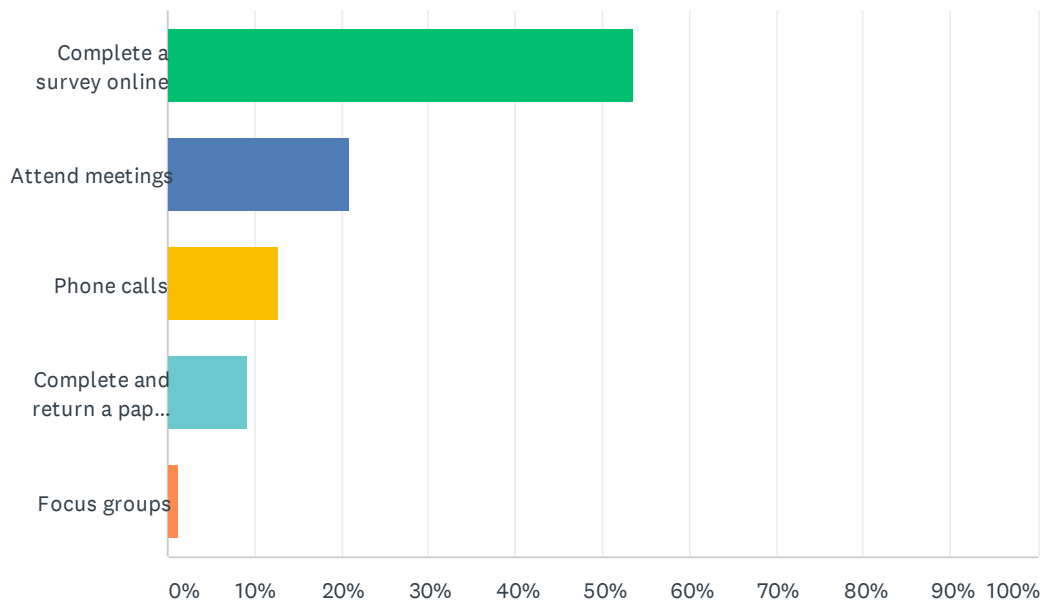
Answered: 73 Skipped: 36



ANSWER CHOICES	RESPONSES	
More information about school issues to be addressed	46.58%	34
Convenient meeting times	45.21%	33
More information on how to become engaged	38.36%	28
More encouragement from the school to become engaged	26.03%	19
More opportunities to share my opinion about school issues	26.03%	19
Translation services	6.85%	5
Total Respondents: 73		

Q20 What is the best way for you to provide input regarding your child's school?

Answered: 86 Skipped: 23



ANSWER CHOICES	RESPONSES	
Complete a survey online	53.49%	46
Attend meetings	20.93%	18
Phone calls	12.79%	11
Complete and return a paper survey	9.30%	8
Focus groups	1.16%	1
TOTAL		86

Q21 What do you feel is working well at your child's school? (This is your chance to brag about your school and share what you like about it!)

Answered: 41 Skipped: 68

Q22 What do you feel is not working, difficult, and/or needs improvement at your child's school? (This is your chance to tell us what you would like to see change.)

Answered: 43 Skipped: 66