

# Q1 What school does your child attend?

Answered: 301 Skipped: 0



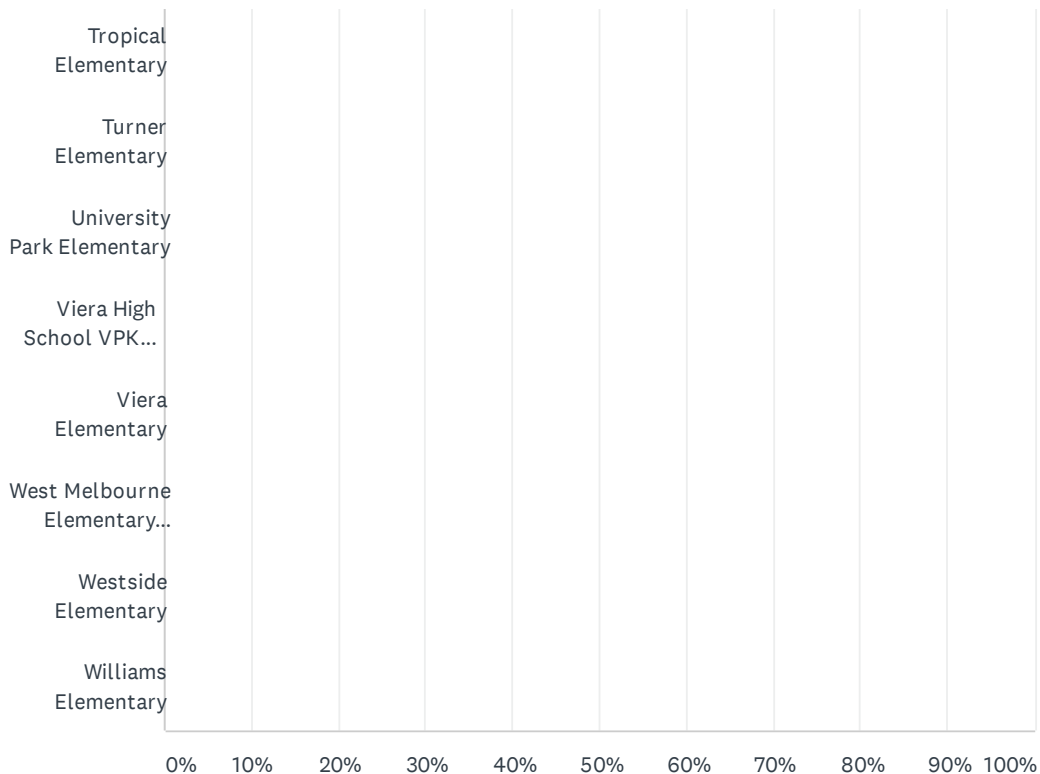
Brevard Public Schools Elementary Parent Survey 2020-2021

Elementary									
Fieldston Preparatory									
Freedom 7 Elementary									
Gemini Elementary									
Golfview Elementary									
Harbor City Elementary									
Holland Elementary									
Imperial Estates...									
Indialantic Elementary									
Jupiter Elementary									
Lockmar Elementary									
Longleaf Elementary									
Manatee Elementary									
McAuliffe Elementary									
Meadowlane Intermediate...									
Meadowlane Primary...									
Merritt Island High School ...									
MILA Elementary									
Mims Elementary									
Pathways at Gardendale...									
Oak Park Elementary									
Osceola									

Brevard Public Schools Elementary Parent Survey 2020-2021

Ocean Breeze Elementary									
Palm Bay Elementary									
Palm Bay High School VPK...									
Pinewood Elementary									
Port Malabar Elementary									
Quest Elementary...									
Riverdale Country Day...									
Riviera Elementary									
Roosevelt Elementary									
Sabal Elementary									
Satellite High School VPK...									
Saturn Elementary									
Sea Park Elementary									
Sherwood Elementary									
Pathways at Pine Grove...									
South Area Head Start									
South Lake Elementary									
Stevenson Elementary									
Sunrise Elementary									
Suntree Elementary									
Surfside Elementary									

# Brevard Public Schools Elementary Parent Survey 2020-2021



Brevard Public Schools Elementary Parent Survey 2020-2021

ANSWER CHOICES	RESPONSES	
Andersen Elementary	100.00%	301
Allen, Roy Elementary	0.00%	0
Apollo Elementary	0.00%	0
Atlantis Elementary	0.00%	0
Audubon Elementary	0.00%	0
Brevard Virtual Instruction Program (BVIP)	0.00%	0
Cambridge Elementary Magnet	0.00%	0
Cape View Elementary	0.00%	0
Carroll, Lewis Elementary	0.00%	0
Challenger 7 Elementary	0.00%	0
Columbia Elementary	0.00%	0
Coquina Elementary	0.00%	0
Dr W. J. Creel Elementary	0.00%	0
Croton Elementary	0.00%	0
Discovery Elementary	0.00%	0
Endeavour Elementary	0.00%	0
Eau Gallie High School VPK program	0.00%	0
Enterprise Elementary	0.00%	0
Fairglen Elementary	0.00%	0
Fieldston Preparatory	0.00%	0
Freedom 7 Elementary	0.00%	0
Gemini Elementary	0.00%	0
Golfview Elementary	0.00%	0
Harbor City Elementary	0.00%	0
Holland Elementary	0.00%	0
Imperial Estates Elementary	0.00%	0
Indialantic Elementary	0.00%	0
Jupiter Elementary	0.00%	0
Lockmar Elementary	0.00%	0
Longleaf Elementary	0.00%	0
Manatee Elementary	0.00%	0
McAuliffe Elementary	0.00%	0

Brevard Public Schools Elementary Parent Survey 2020-2021

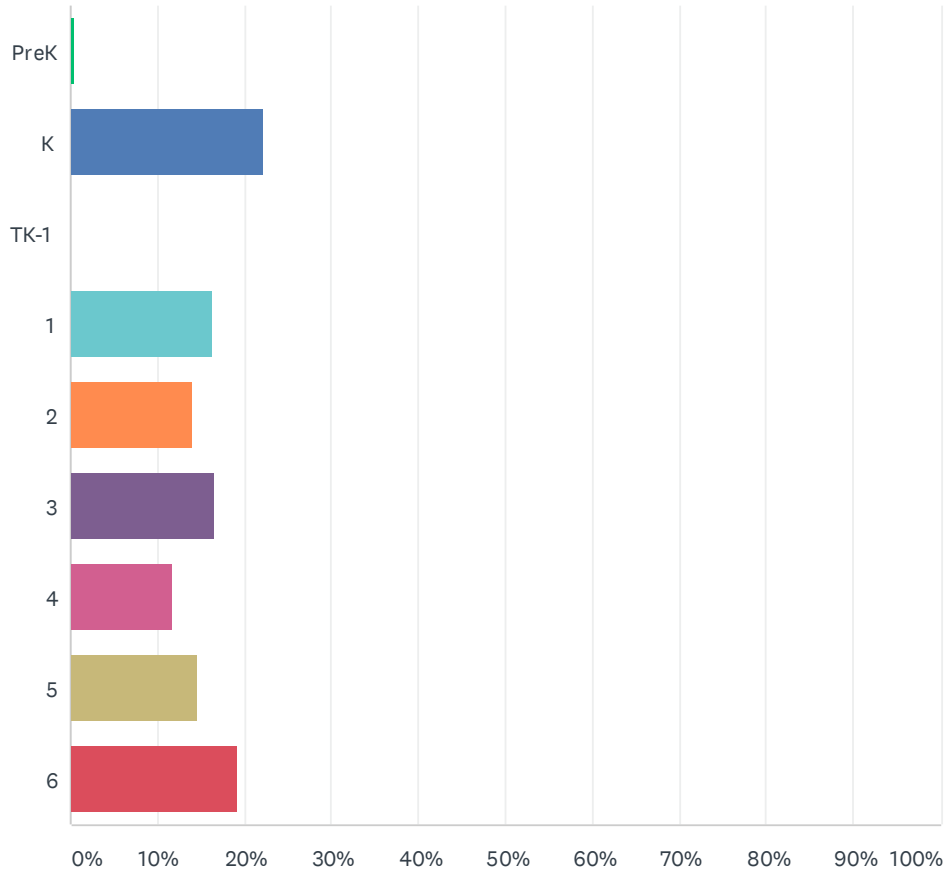
Meadowlane Intermediate Elementary	0.00%	0
Meadowlane Primary Elementary	0.00%	0
Merritt Island High School VPK program	0.00%	0
MILA Elementary	0.00%	0
Mims Elementary	0.00%	0
Pathways at Gardendale (North/Central Area Alternative Center)	0.00%	0
Oak Park Elementary	0.00%	0
Ocean Breeze Elementary	0.00%	0
Palm Bay Elementary	0.00%	0
Palm Bay High School VPK program	0.00%	0
Pinewood Elementary	0.00%	0
Port Malabar Elementary	0.00%	0
Quest Elementary School	0.00%	0
Riverdale Country Day School	0.00%	0
Riviera Elementary	0.00%	0
Roosevelt Elementary	0.00%	0
Sabal Elementary	0.00%	0
Satellite High School VPK program	0.00%	0
Saturn Elementary	0.00%	0
Sea Park Elementary	0.00%	0
Sherwood Elementary	0.00%	0
Pathways at Pine Grove (South Area Alternative Center)	0.00%	0
South Area Head Start	0.00%	0
South Lake Elementary	0.00%	0
Stevenson Elementary	0.00%	0
Sunrise Elementary	0.00%	0
Suntree Elementary	0.00%	0
Surfside Elementary	0.00%	0
Tropical Elementary	0.00%	0
Turner Elementary	0.00%	0
University Park Elementary	0.00%	0
Viera High School VPK program	0.00%	0
Viera Elementary	0.00%	0
West Melbourne Elementary School for Science	0.00%	0

Brevard Public Schools Elementary Parent Survey 2020-2021

Westside Elementary	0.00%	0
Williams Elementary	0.00%	0
TOTAL		301

## Q2 What is your child's current grade level?

Answered: 301 Skipped: 0



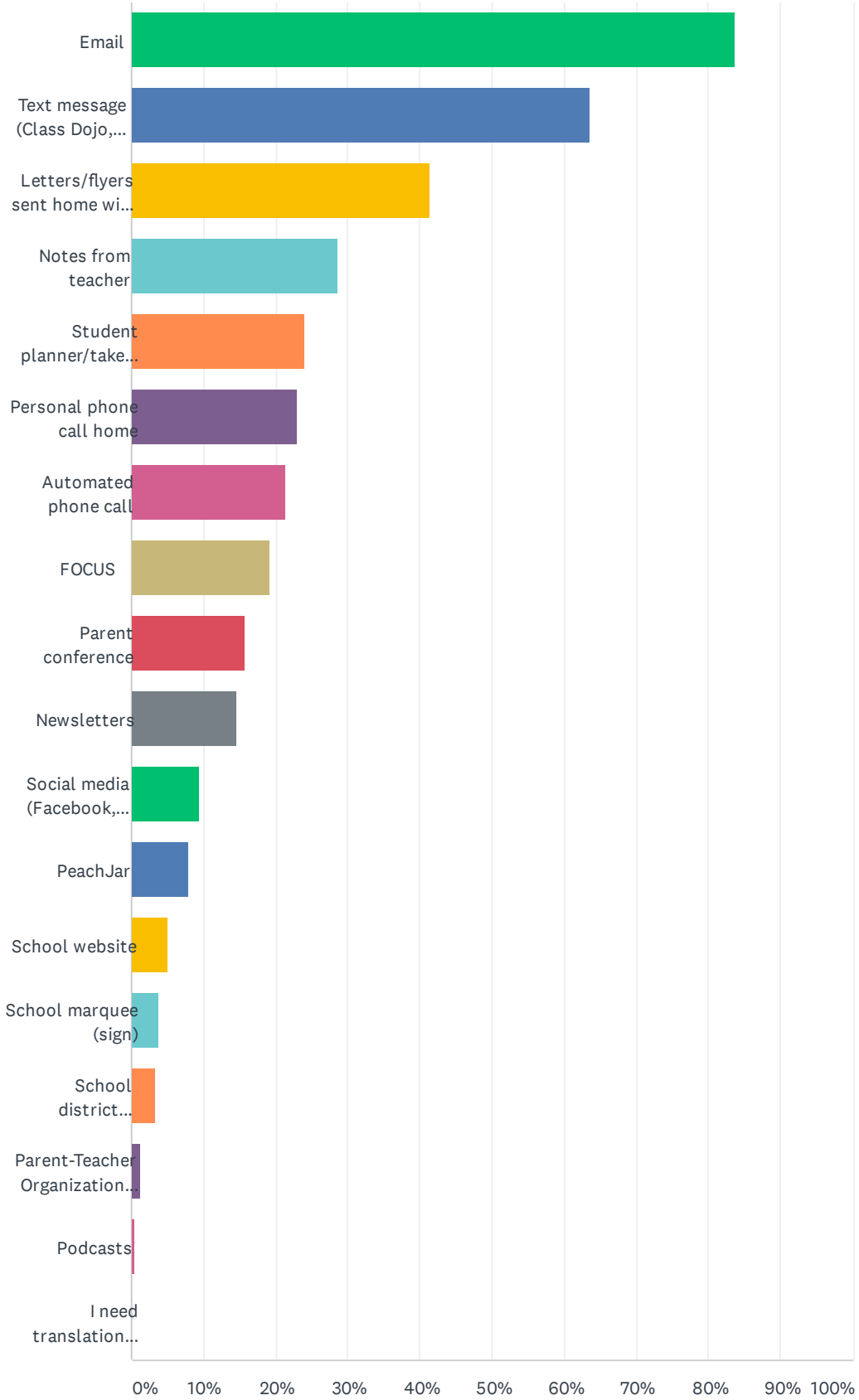
ANSWER CHOICES	RESPONSES	
PreK	0.33%	1
K	22.26%	67
TK-1	0.00%	0
1	16.28%	49
2	13.95%	42
3	16.61%	50
4	11.63%	35
5	14.62%	44
6	19.27%	58
Total Respondents: 301		



Q3 What is the best way for us to get important information regarding school events and/or your child's progress from the school? (check all that apply)

Answered: 300 Skipped: 1

# Brevard Public Schools Elementary Parent Survey 2020-2021

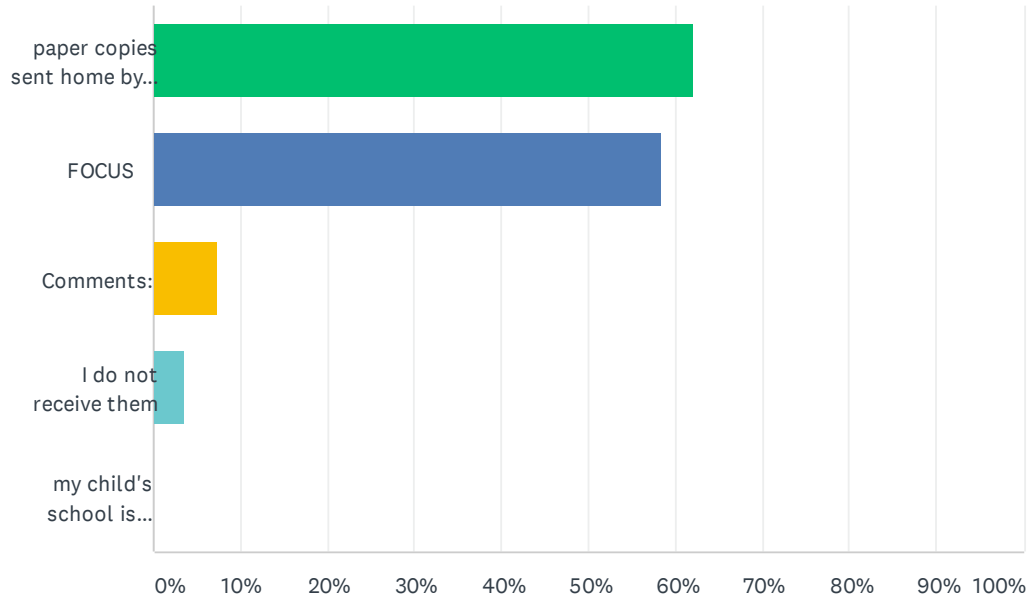


Brevard Public Schools Elementary Parent Survey 2020-2021

ANSWER CHOICES	RESPONSES	
Email	83.67%	251
Text message (Class Dojo, Remind)	63.67%	191
Letters/flyers sent home with students	41.33%	124
Notes from teacher	28.67%	86
Student planner/take-home folder	24.00%	72
Personal phone call home	23.00%	69
Automated phone call	21.33%	64
FOCUS	19.33%	58
Parent conference	15.67%	47
Newsletters	14.67%	44
Social media (Facebook, Twitter)	9.33%	28
PeachJar	8.00%	24
School website	5.00%	15
School marquee (sign)	3.67%	11
School district website	3.33%	10
Parent-Teacher Organization (PTO/PTA)	1.33%	4
Podcasts	0.33%	1
I need translation assistance	0.00%	0
Total Respondents: 300		

## Q4 How do you receive interim reports and report cards?

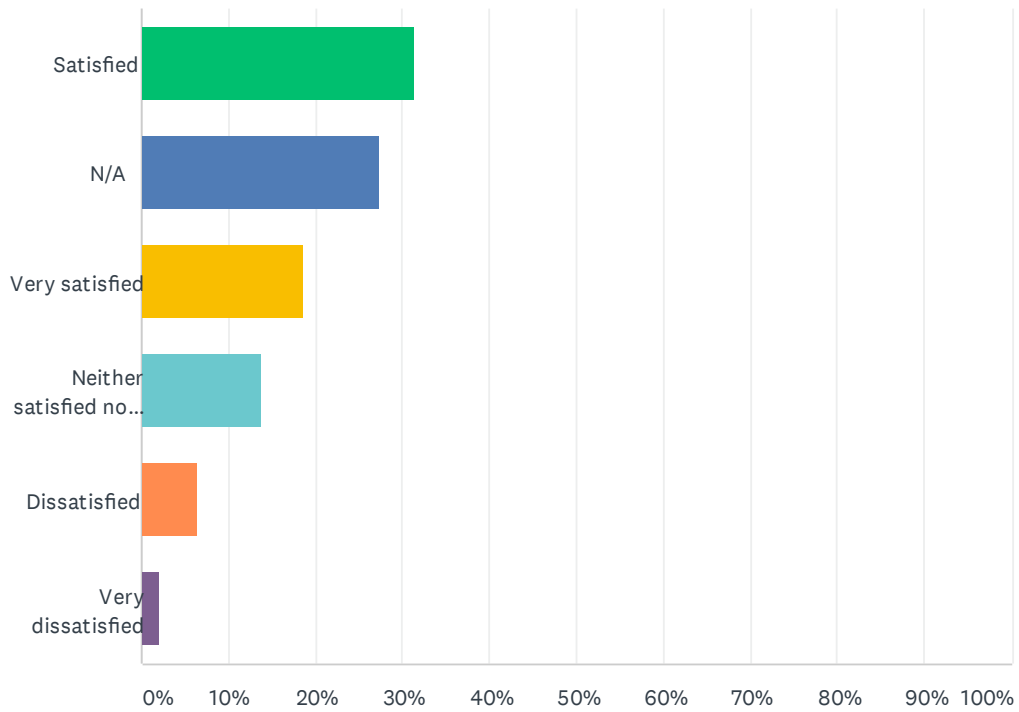
Answered: 274 Skipped: 27



ANSWER CHOICES	RESPONSES	
paper copies sent home by the school	62.04%	170
FOCUS	58.39%	160
Comments:	7.30%	20
I do not receive them	3.65%	10
my child's school is paperless	0.00%	0
Total Respondents: 274		

## Q5 Please rate your overall experience with Brevard Public School's eLearning program.

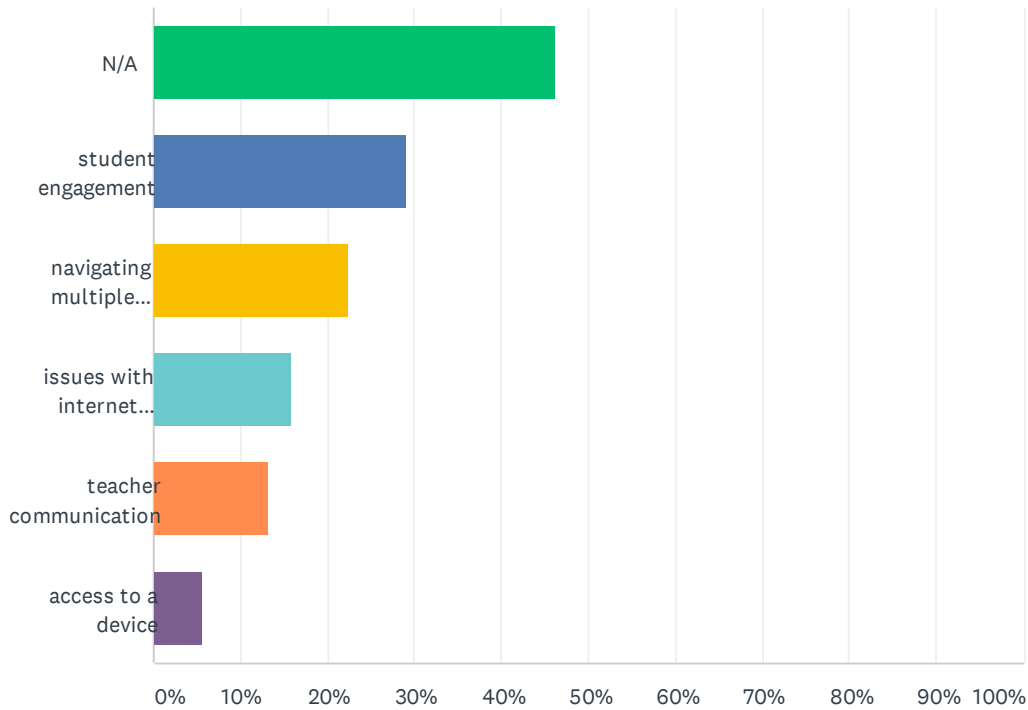
Answered: 274 Skipped: 27



ANSWER CHOICES	RESPONSES	
Satisfied	31.39%	86
N/A	27.37%	75
Very satisfied	18.61%	51
Neither satisfied nor dissatisfied	13.87%	38
Dissatisfied	6.57%	18
Very dissatisfied	2.19%	6
<b>TOTAL</b>		<b>274</b>

## Q6 What has been the biggest challenge with the eLearning environment?

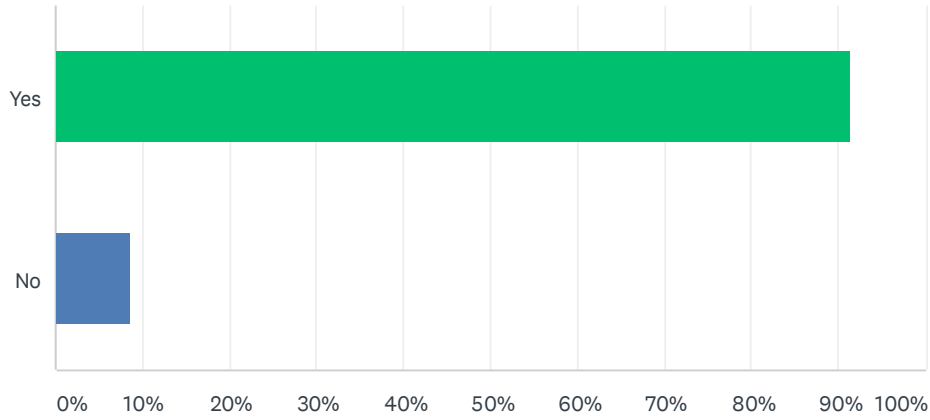
Answered: 264 Skipped: 37



ANSWER CHOICES	RESPONSES	
N/A	46.21%	122
student engagement	29.17%	77
navigating multiple learning platforms (Google Classroom, FOCUS, etc)	22.35%	59
issues with internet connection	15.91%	42
teacher communication	13.26%	35
access to a device	5.68%	15
Total Respondents: 264		

## Q7 Do you feel welcome at your child's school?

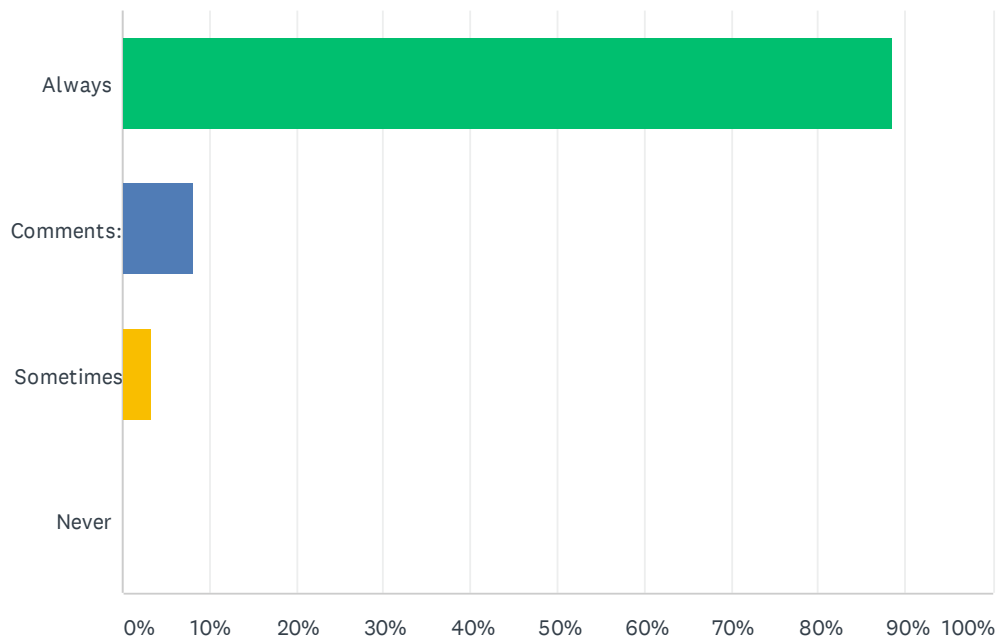
Answered: 267 Skipped: 34



ANSWER CHOICES	RESPONSES	
Yes	91.39%	244
No	8.61%	23
TOTAL		267

### Q8 The office staff at my school is polite and is helpful in answering my questions or concerns.

Answered: 271 Skipped: 30

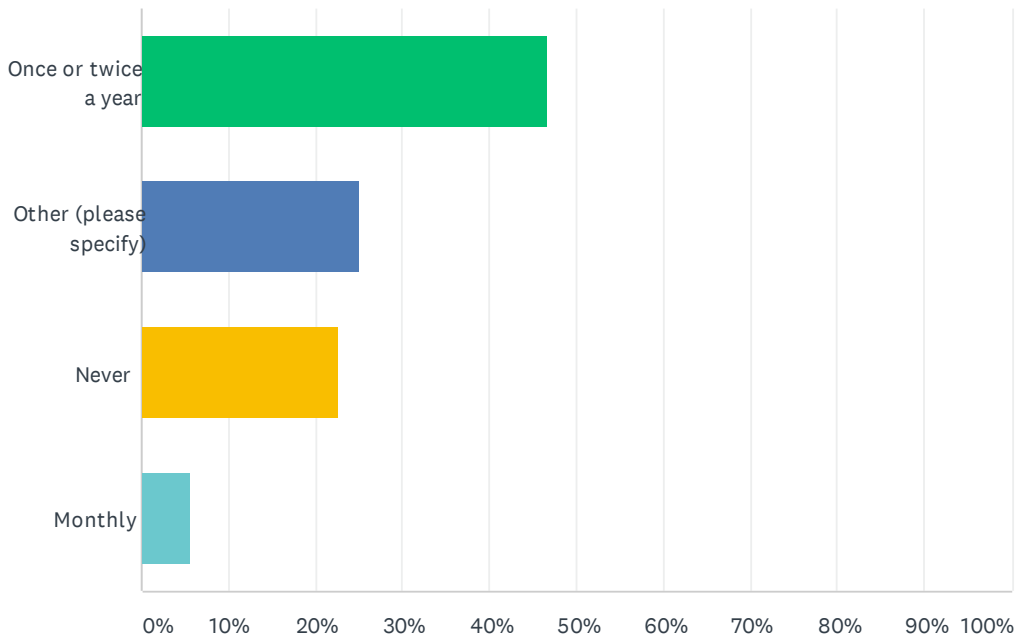


ANSWER CHOICES	RESPONSES	
Always	88.56%	240
Comments:	8.12%	22
Sometimes	3.32%	9
Never	0.00%	0
<b>TOTAL</b>		<b>271</b>



### Q9 In the past year, how often did you attend a parent meeting or event at your child's school that supported your child's academic success?

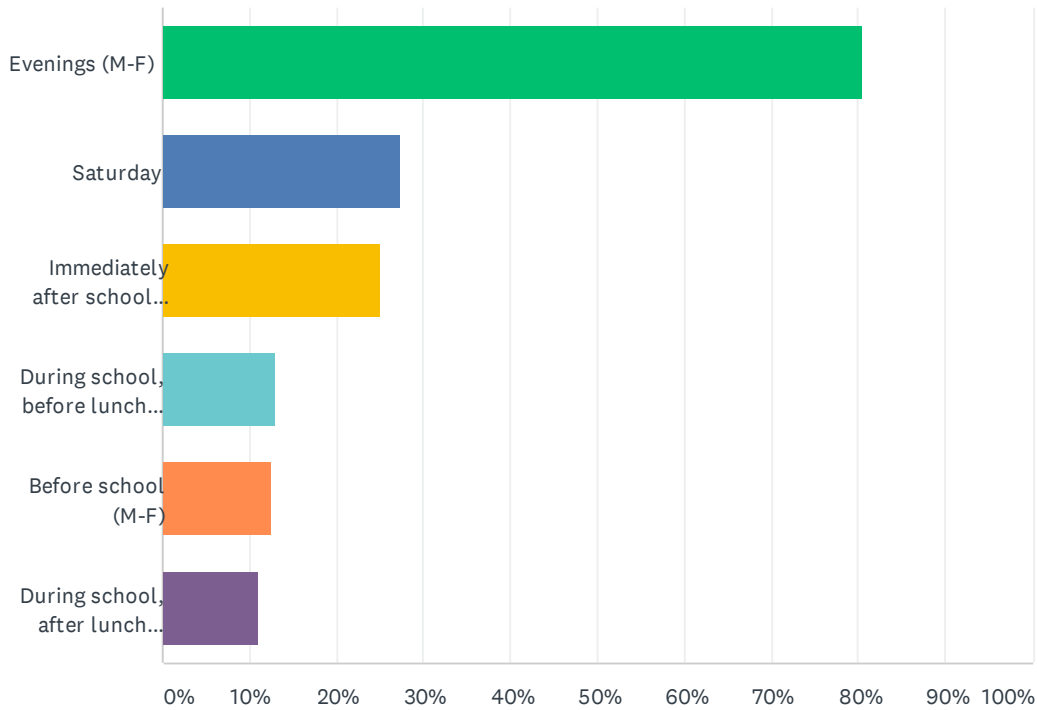
Answered: 270 Skipped: 31



ANSWER CHOICES	RESPONSES	
Once or twice a year	46.67%	126
Other (please specify)	25.19%	68
Never	22.59%	61
Monthly	5.56%	15
<b>TOTAL</b>		<b>270</b>

## Q10 When is the best time for you to attend a school event for families?

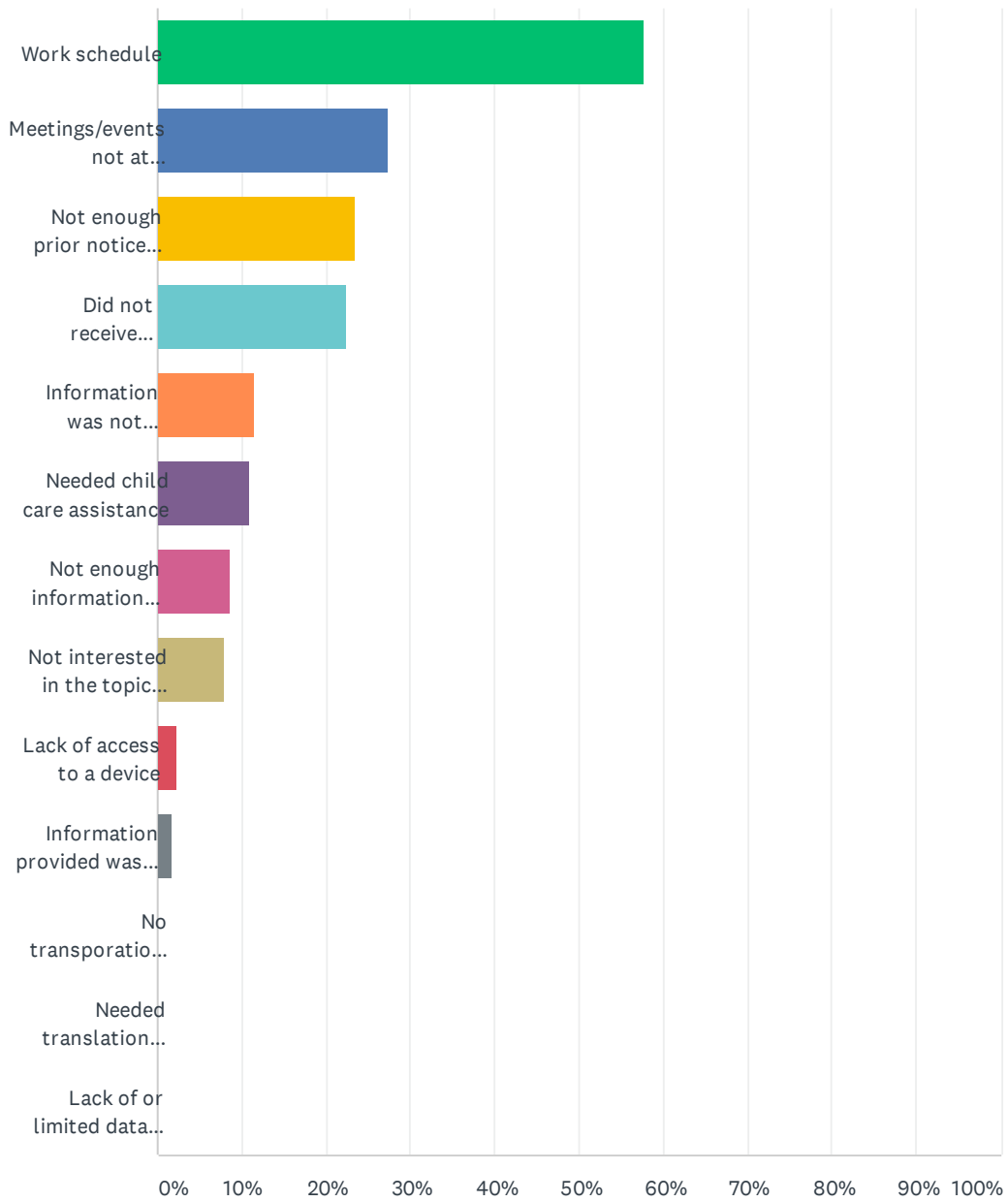
Answered: 263 Skipped: 38



ANSWER CHOICES	RESPONSES	
Evenings (M-F)	80.61%	212
Saturday	27.38%	72
Immediately after school (M-F)	25.10%	66
During school, before lunch (M-F)	12.93%	34
Before school (M-F)	12.55%	33
During school, after lunch (M-F)	11.03%	29
Total Respondents: 263		

### Q11 If you were unable to attend informational meetings or academic events, please share why. (Check all that apply)

Answered: 175 Skipped: 126

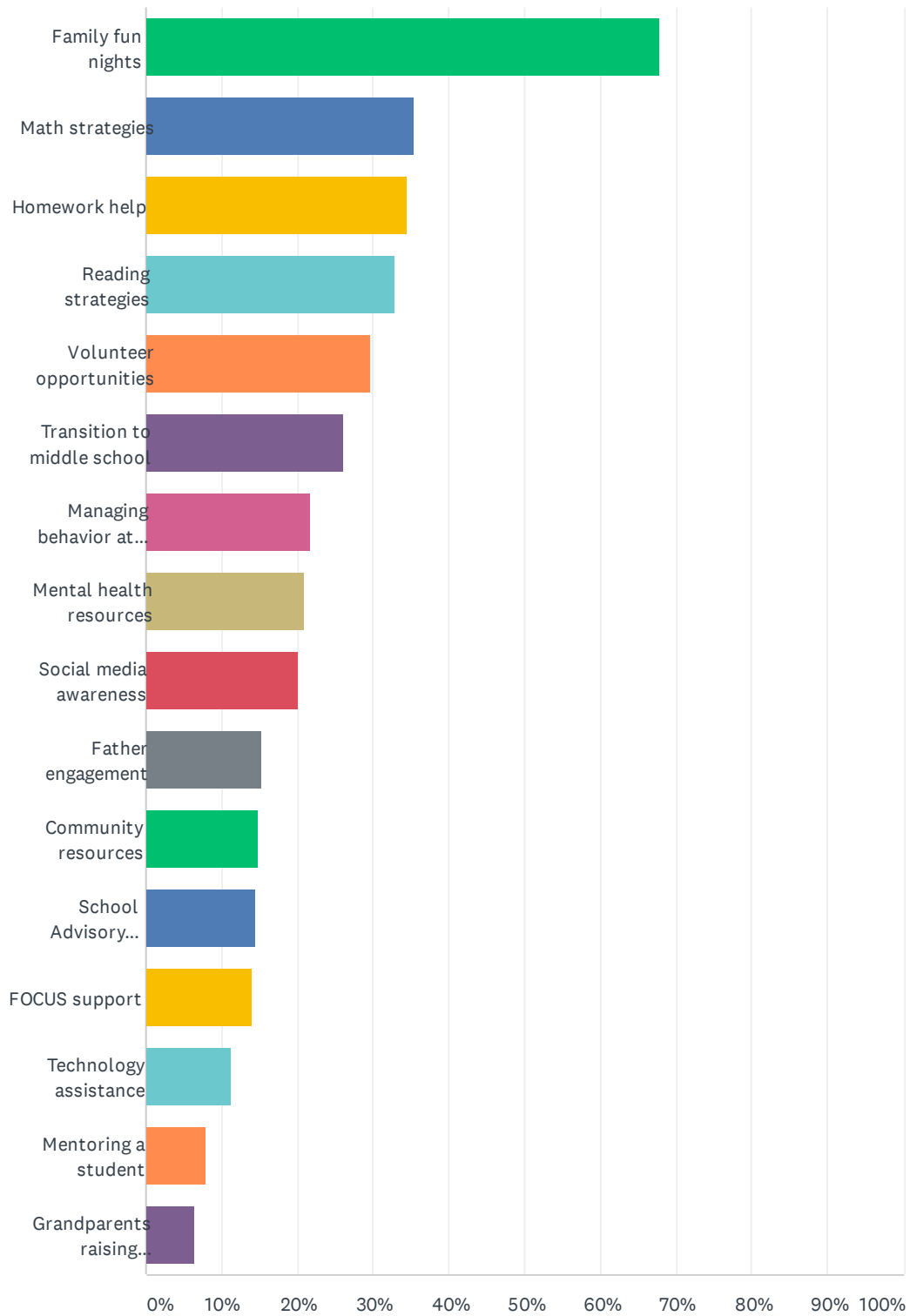


Brevard Public Schools Elementary Parent Survey 2020-2021

ANSWER CHOICES	RESPONSES	
Work schedule	57.71%	101
Meetings/events not at convenient times	27.43%	48
Not enough prior notice provided	23.43%	41
Did not receive information about meetings/events	22.29%	39
Information was not relevant to me/my child	11.43%	20
Needed child care assistance	10.86%	19
Not enough information provided	8.57%	15
Not interested in the topics presented	8.00%	14
Lack of access to a device	2.29%	4
Information provided was difficult to understand	1.71%	3
No transportation to get to meetings/events	0.00%	0
Needed translation services	0.00%	0
Lack of or limited data plan	0.00%	0
Total Respondents: 175		

# Q12 Which of the following informational meetings and activities would you participate in or attend?

Answered: 229 Skipped: 72



Brevard Public Schools Elementary Parent Survey 2020-2021

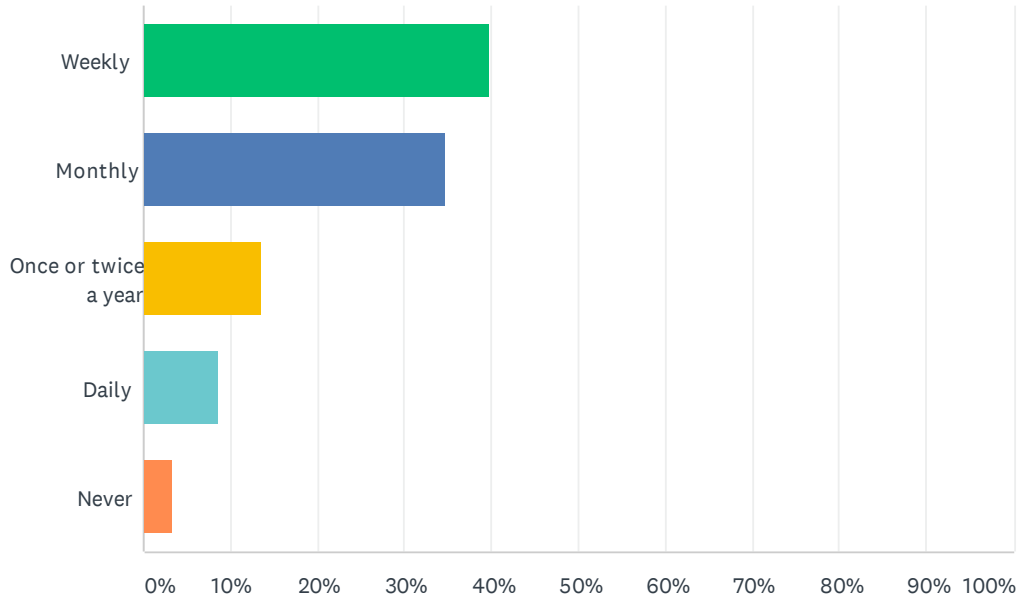
ANSWER CHOICES	RESPONSES	
Family fun nights	67.69%	155
Math strategies	35.37%	81
Homework help	34.50%	79
Reading strategies	32.75%	75
Volunteer opportunities	29.69%	68
Transition to middle school	26.20%	60
Managing behavior at home	21.83%	50
Mental health resources	20.96%	48
Social media awareness	20.09%	46
Father engagement	15.28%	35
Community resources	14.85%	34
School Advisory Council (SAC) or Parent-Teacher Organization (PTO/PTA)	14.41%	33
FOCUS support	13.97%	32
Technology assistance	11.35%	26
Mentoring a student	7.86%	18
Grandparents raising grandchildren	6.55%	15
Total Respondents: 229		

**Q13 In what ways can family engagement be strengthened at your child's school?**

Answered: 81 Skipped: 220

### Q14 How often do you communicate with your child's teachers?

Answered: 236 Skipped: 65

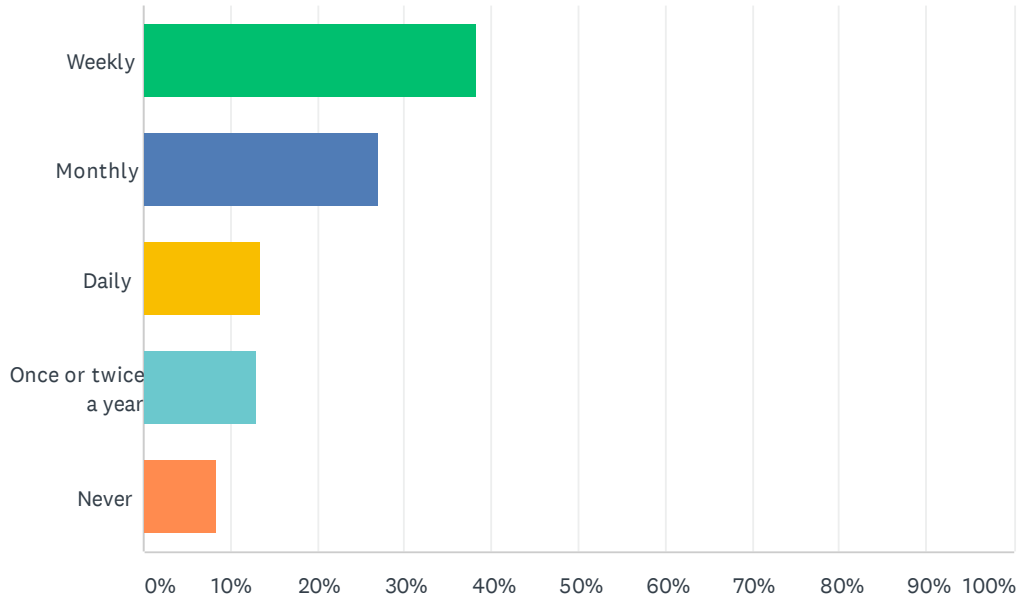


ANSWER CHOICES	RESPONSES	
Weekly	39.83%	94
Monthly	34.75%	82
Once or twice a year	13.56%	32
Daily	8.47%	20
Never	3.39%	8
<b>TOTAL</b>		<b>236</b>



## Q15 How often does your child's teacher communicate with you about your child's progress?

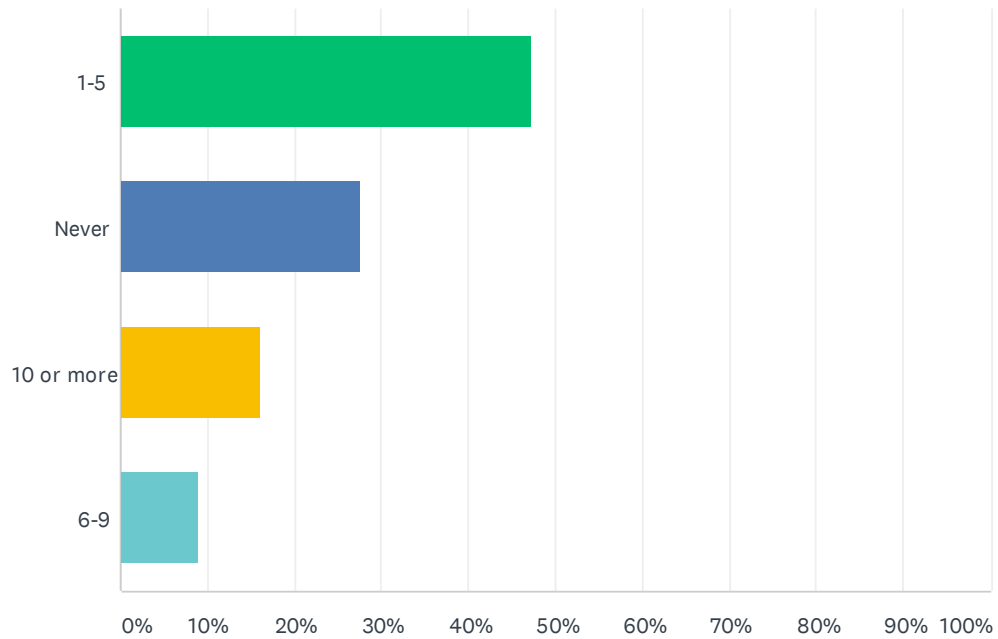
Answered: 238 Skipped: 63



ANSWER CHOICES	RESPONSES	
Weekly	38.24%	91
Monthly	26.89%	64
Daily	13.45%	32
Once or twice a year	13.03%	31
Never	8.40%	20
<b>TOTAL</b>		<b>238</b>

### Q16 How many times per month do you access your child's grades and attendance information through FOCUS?

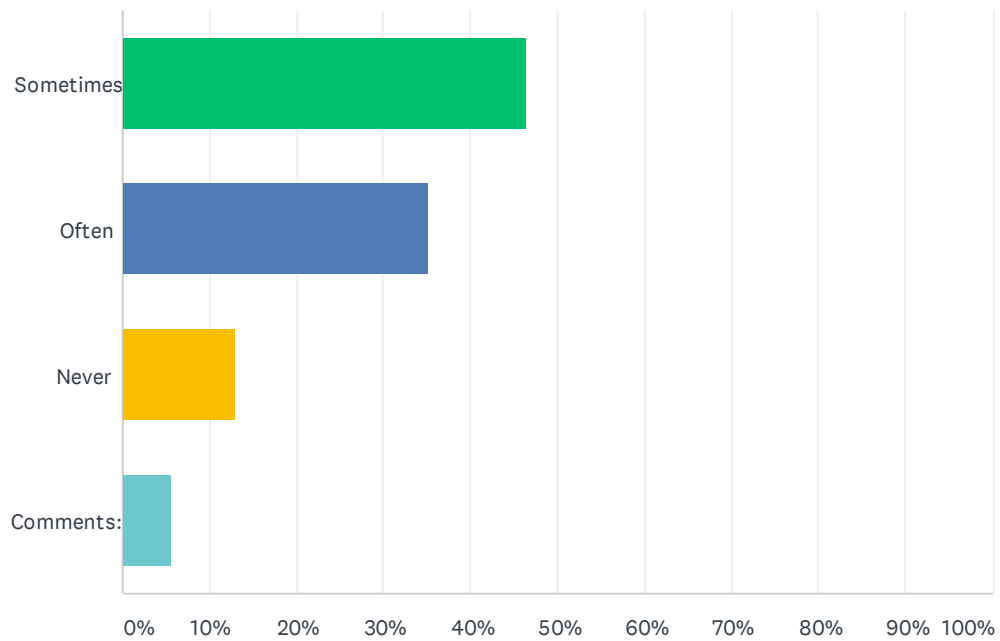
Answered: 243 Skipped: 58



ANSWER CHOICES	RESPONSES
1-5	47.33% 115
Never	27.57% 67
10 or more	16.05% 39
6-9	9.05% 22
<b>TOTAL</b>	<b>243</b>

### Q17 How often does your child's school or teachers provide you with information about ways you can help your child's learning at home?

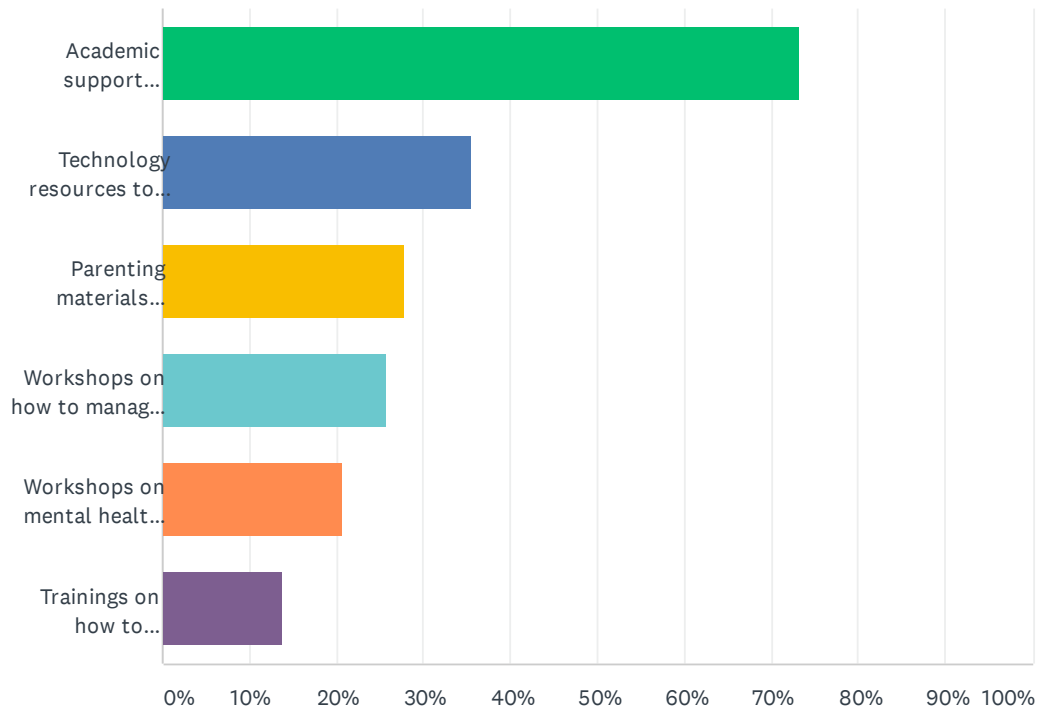
Answered: 248 Skipped: 53



ANSWER CHOICES	RESPONSES	
Sometimes	46.37%	115
Often	35.08%	87
Never	12.90%	32
Comments:	5.65%	14
<b>TOTAL</b>		<b>248</b>

## Q18 What types of family engagement resources would you use if they were provided at your school?

Answered: 202 Skipped: 99



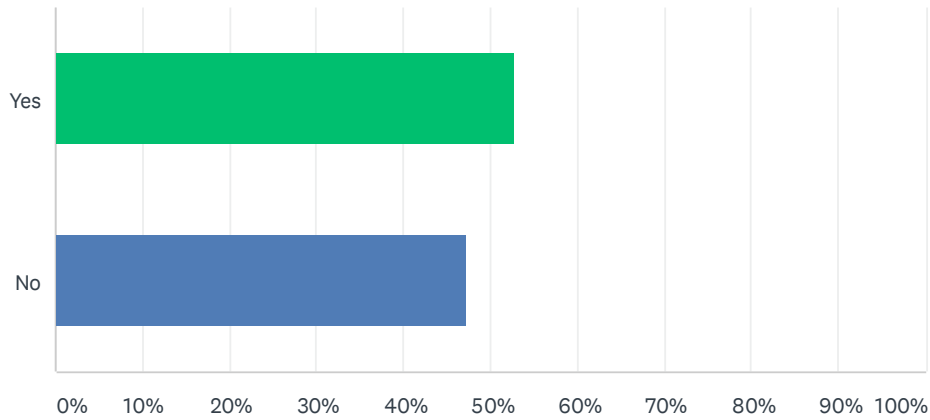
ANSWER CHOICES	RESPONSES	
Academic support materials for families to use at home	73.27%	148
Technology resources to support learning at home	35.64%	72
Parenting materials (articles and books for check out)	27.72%	56
Workshops on how to manage behaviors at home	25.74%	52
Workshops on mental health resources	20.79%	42
Trainings on how to participate in school decision-making committees	13.86%	28
Total Respondents: 202		

**Q19 What can Brevard Public Schools do to ensure your child is successful in elementary school?**

Answered: 109 Skipped: 192

### Q20 Have you been given opportunities to provide input and feedback into school decisions (school improvement, Title I services, event planning, discipline)?

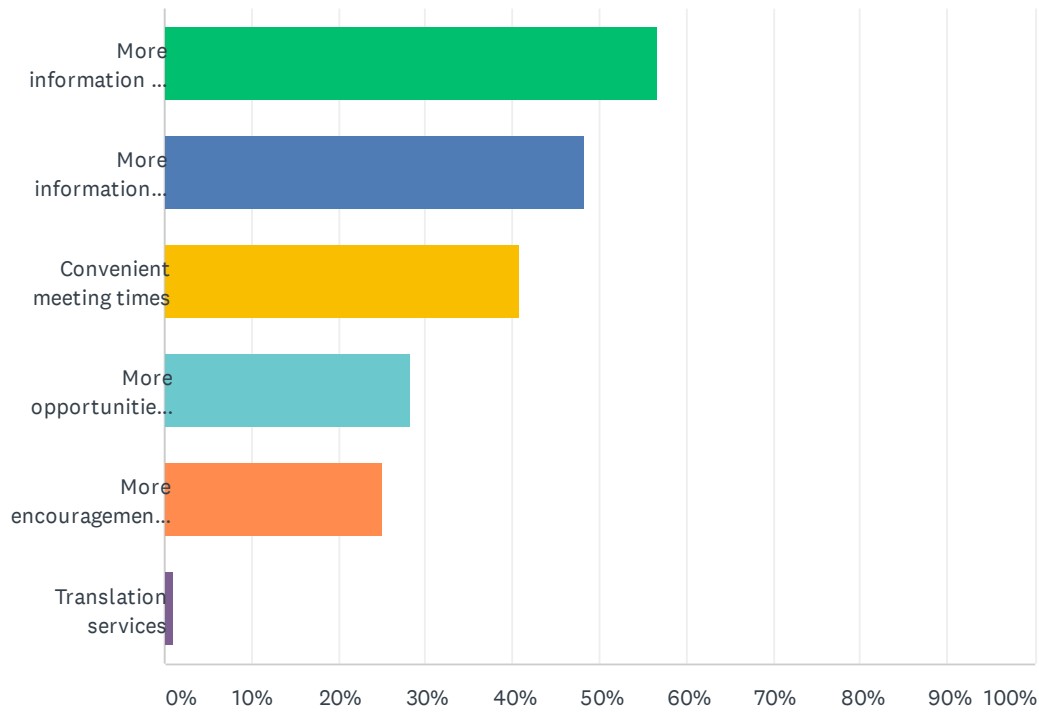
Answered: 233 Skipped: 68



ANSWER CHOICES	RESPONSES	
Yes	52.79%	123
No	47.21%	110
TOTAL		233

## Q21 How could your school assist you in playing a more active role in school decision-making?

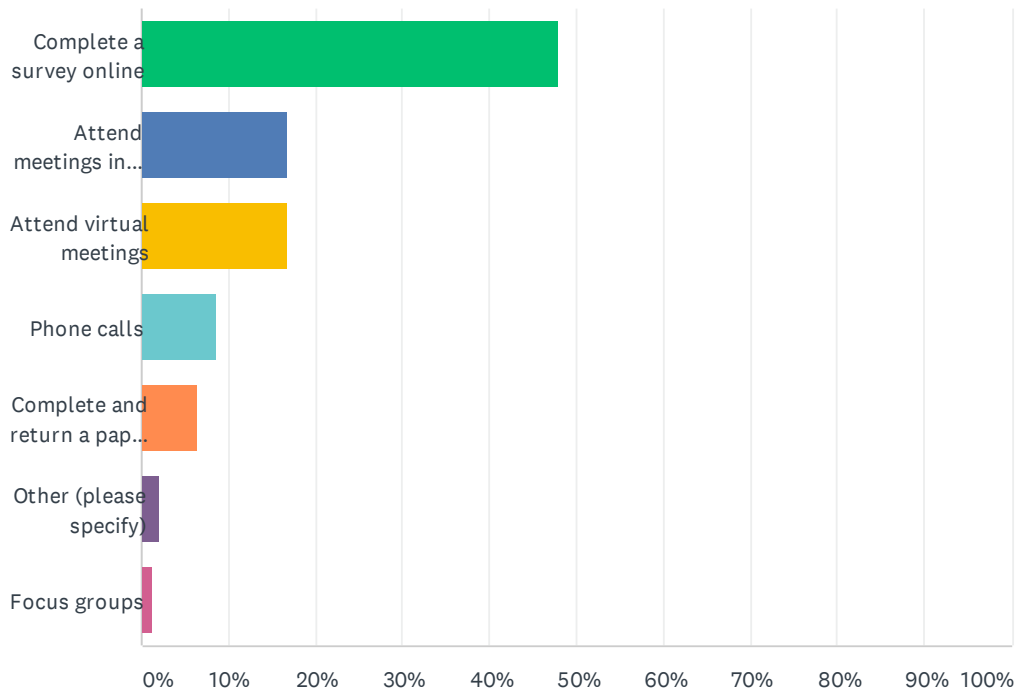
Answered: 199 Skipped: 102



ANSWER CHOICES	RESPONSES	
More information on how to become engaged	56.78%	113
More information about school issues to be addressed	48.24%	96
Convenient meeting times	40.70%	81
More opportunities to share my opinion about school issues	28.14%	56
More encouragement from the school to become engaged	25.13%	50
Translation services	1.01%	2
Total Respondents: 199		

## Q22 What is the best way for you to provide input regarding your child's school?

Answered: 232 Skipped: 69



ANSWER CHOICES	RESPONSES	
Complete a survey online	47.84%	111
Attend meetings in person	16.81%	39
Attend virtual meetings	16.81%	39
Phone calls	8.62%	20
Complete and return a paper survey	6.47%	15
Other (please specify)	2.16%	5
Focus groups	1.29%	3
<b>TOTAL</b>		<b>232</b>



Q23 What do you feel is working well at your child's school? (This is your chance to brag about your school and share what you like about it!)

Answered: 123 Skipped: 178

Q24 What do you feel is not working, difficult, and/or needs improvement at your child's school? (This is your chance to tell us what you would like to see changed.)

Answered: 105 Skipped: 196