

# Q1 What school does your child attend?

Answered: 206 Skipped: 0



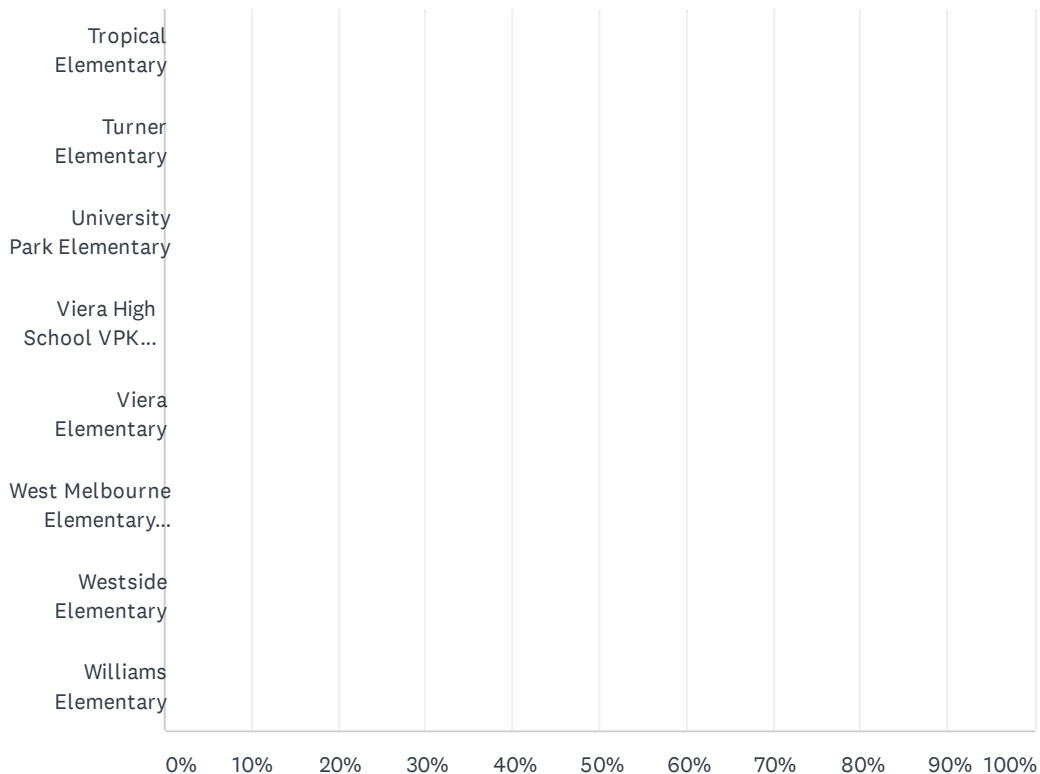
Brevard Public Schools Elementary Parent Survey 2020-2021

Elementary									
Fieldston Preparatory									
Freedom 7 Elementary									
Gemini Elementary									
Golfview Elementary									
Harbor City Elementary									
Holland Elementary									
Imperial Estates...									
Indialantic Elementary									
Jupiter Elementary									
Lockmar Elementary									
Longleaf Elementary									
Manatee Elementary									
McAuliffe Elementary									
Meadowlane Intermediate...									
Meadowlane Primary...									
Merritt Island High School ...									
MILA Elementary									
Mims Elementary									
Pathways at Gardendale...									
Oak Park Elementary									
Osceola									

Brevard Public Schools Elementary Parent Survey 2020-2021

Ocean Breeze Elementary									
Palm Bay Elementary									
Palm Bay High School VPK...									
Pinewood Elementary									
Port Malabar Elementary									
Quest Elementary...									
Riverdale Country Day...									
Riviera Elementary									
Roosevelt Elementary									
Sabal Elementary									
Satellite High School VPK...									
Saturn Elementary									
Sea Park Elementary									
Sherwood Elementary									
Pathways at Pine Grove...									
South Area Head Start									
South Lake Elementary									
Stevenson Elementary									
Sunrise Elementary									
Suntree Elementary									
Surfside Elementary									

# Brevard Public Schools Elementary Parent Survey 2020-2021



Brevard Public Schools Elementary Parent Survey 2020-2021

ANSWER CHOICES	RESPONSES	
Apollo Elementary	100.00%	206
Allen, Roy Elementary	0.00%	0
Andersen Elementary	0.00%	0
Atlantis Elementary	0.00%	0
Audubon Elementary	0.00%	0
Brevard Virtual Instruction Program (BVIP)	0.00%	0
Cambridge Elementary Magnet	0.00%	0
Cape View Elementary	0.00%	0
Carroll, Lewis Elementary	0.00%	0
Challenger 7 Elementary	0.00%	0
Columbia Elementary	0.00%	0
Coquina Elementary	0.00%	0
Dr W. J. Creel Elementary	0.00%	0
Croton Elementary	0.00%	0
Discovery Elementary	0.00%	0
Endeavour Elementary	0.00%	0
Eau Gallie High School VPK program	0.00%	0
Enterprise Elementary	0.00%	0
Fairglen Elementary	0.00%	0
Fieldston Preparatory	0.00%	0
Freedom 7 Elementary	0.00%	0
Gemini Elementary	0.00%	0
Golfview Elementary	0.00%	0
Harbor City Elementary	0.00%	0
Holland Elementary	0.00%	0
Imperial Estates Elementary	0.00%	0
Indialantic Elementary	0.00%	0
Jupiter Elementary	0.00%	0
Lockmar Elementary	0.00%	0
Longleaf Elementary	0.00%	0
Manatee Elementary	0.00%	0
McAuliffe Elementary	0.00%	0

Brevard Public Schools Elementary Parent Survey 2020-2021

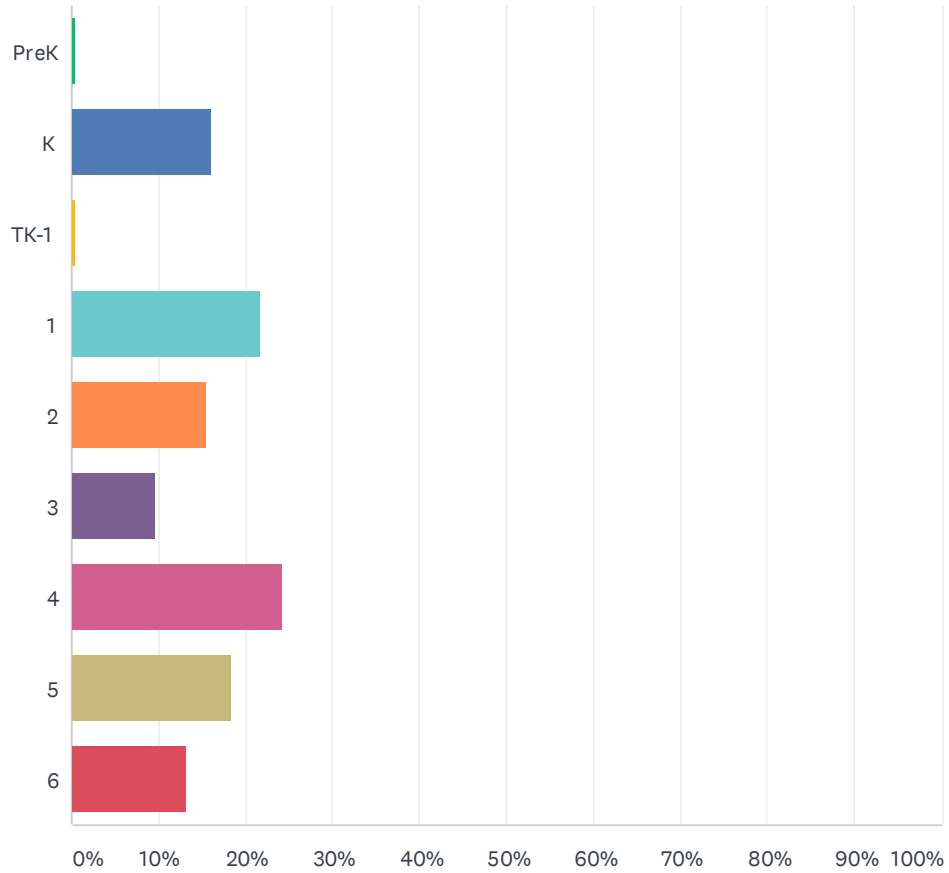
Meadowlane Intermediate Elementary	0.00%	0
Meadowlane Primary Elementary	0.00%	0
Merritt Island High School VPK program	0.00%	0
MILA Elementary	0.00%	0
Mims Elementary	0.00%	0
Pathways at Gardendale (North/Central Area Alternative Center)	0.00%	0
Oak Park Elementary	0.00%	0
Ocean Breeze Elementary	0.00%	0
Palm Bay Elementary	0.00%	0
Palm Bay High School VPK program	0.00%	0
Pinewood Elementary	0.00%	0
Port Malabar Elementary	0.00%	0
Quest Elementary School	0.00%	0
Riverdale Country Day School	0.00%	0
Riviera Elementary	0.00%	0
Roosevelt Elementary	0.00%	0
Sabal Elementary	0.00%	0
Satellite High School VPK program	0.00%	0
Saturn Elementary	0.00%	0
Sea Park Elementary	0.00%	0
Sherwood Elementary	0.00%	0
Pathways at Pine Grove (South Area Alternative Center)	0.00%	0
South Area Head Start	0.00%	0
South Lake Elementary	0.00%	0
Stevenson Elementary	0.00%	0
Sunrise Elementary	0.00%	0
Suntree Elementary	0.00%	0
Surfside Elementary	0.00%	0
Tropical Elementary	0.00%	0
Turner Elementary	0.00%	0
University Park Elementary	0.00%	0
Viera High School VPK program	0.00%	0
Viera Elementary	0.00%	0
West Melbourne Elementary School for Science	0.00%	0

Brevard Public Schools Elementary Parent Survey 2020-2021

Westside Elementary	0.00%	0
Williams Elementary	0.00%	0
TOTAL		206

## Q2 What is your child's current grade level?

Answered: 206 Skipped: 0



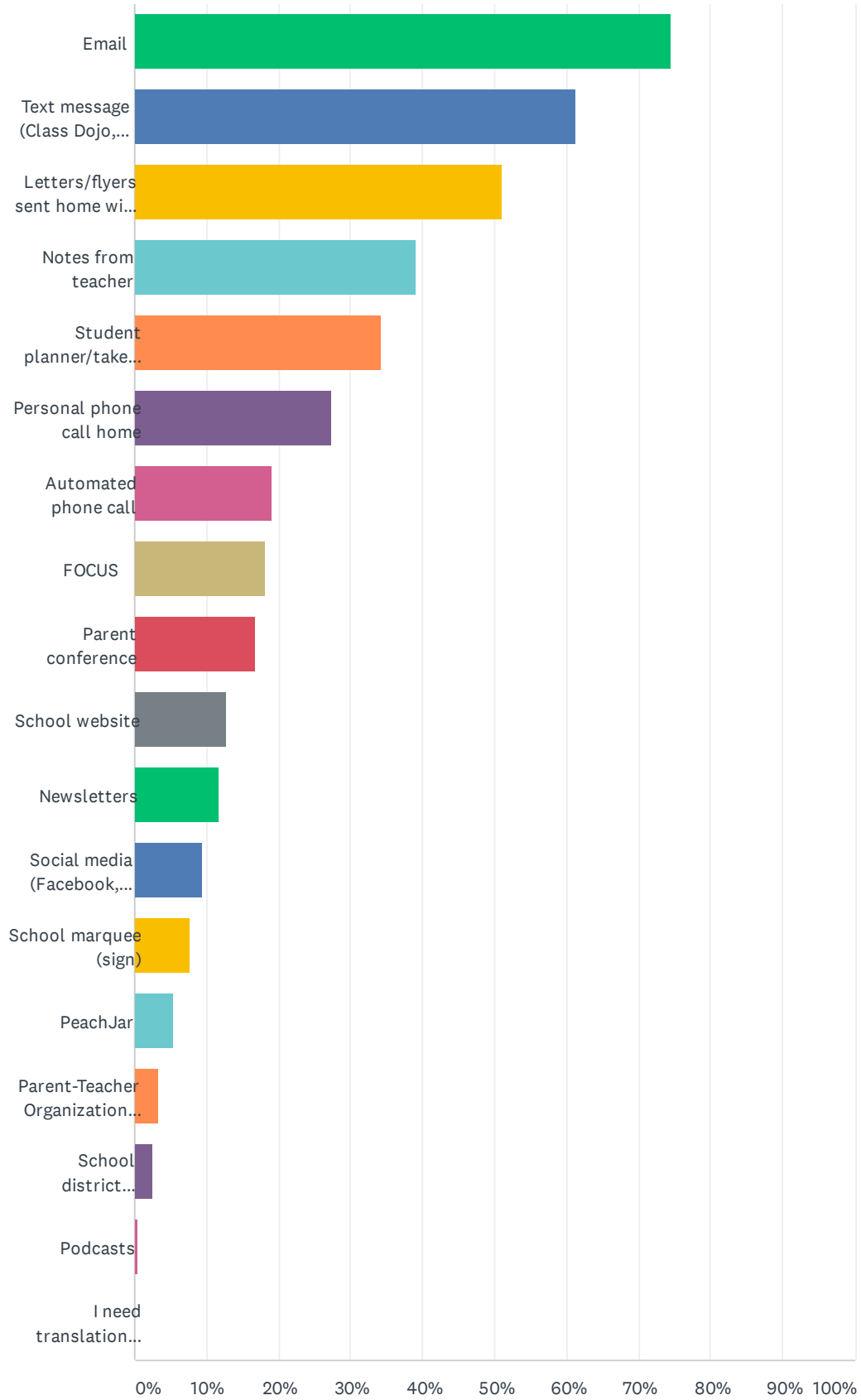
ANSWER CHOICES	RESPONSES	
PreK	0.49%	1
K	16.02%	33
TK-1	0.49%	1
1	21.84%	45
2	15.53%	32
3	9.71%	20
4	24.27%	50
5	18.45%	38
6	13.11%	27
Total Respondents: 206		



Q3 What is the best way for us to get important information regarding school events and/or your child's progress from the school? (check all that apply)

Answered: 204 Skipped: 2

# Brevard Public Schools Elementary Parent Survey 2020-2021

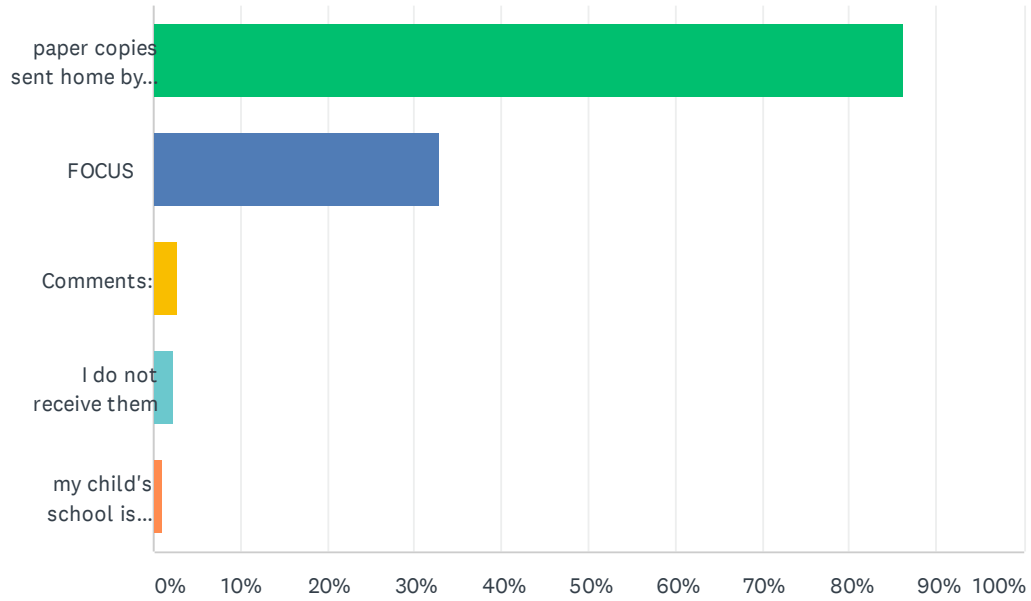


Brevard Public Schools Elementary Parent Survey 2020-2021

ANSWER CHOICES	RESPONSES	
Email	74.51%	152
Text message (Class Dojo, Remind)	61.27%	125
Letters/flyers sent home with students	50.98%	104
Notes from teacher	39.22%	80
Student planner/take-home folder	34.31%	70
Personal phone call home	27.45%	56
Automated phone call	19.12%	39
FOCUS	18.14%	37
Parent conference	16.67%	34
School website	12.75%	26
Newsletters	11.76%	24
Social media (Facebook, Twitter)	9.31%	19
School marquee (sign)	7.84%	16
PeachJar	5.39%	11
Parent-Teacher Organization (PTO/PTA)	3.43%	7
School district website	2.45%	5
Podcasts	0.49%	1
I need translation assistance	0.00%	0
Total Respondents: 204		

## Q4 How do you receive interim reports and report cards?

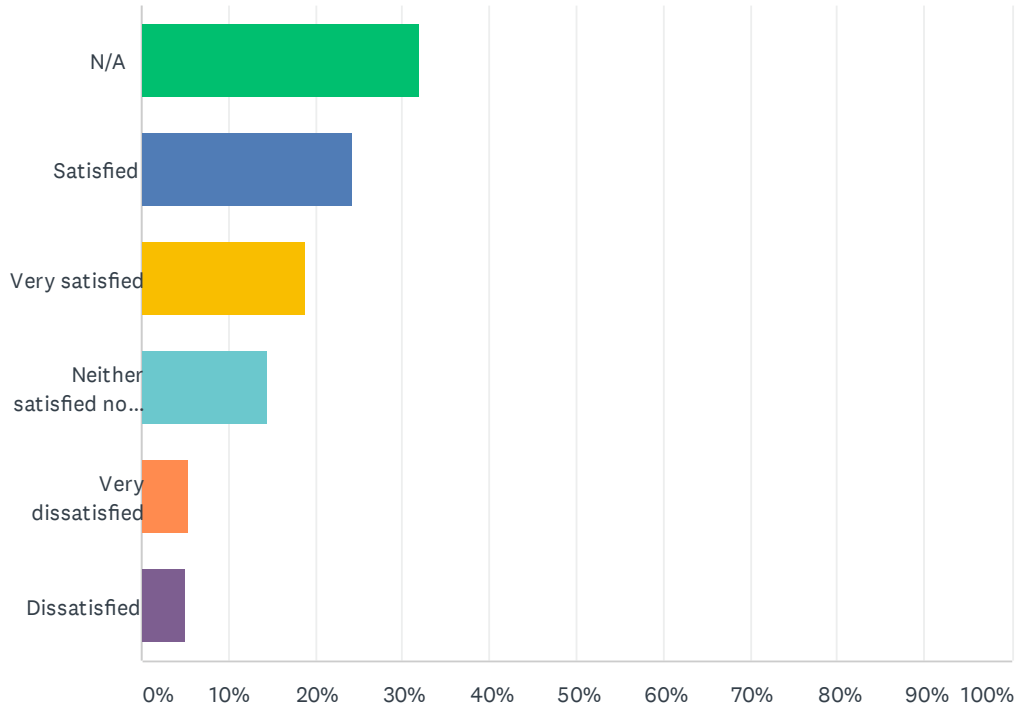
Answered: 180 Skipped: 26



ANSWER CHOICES	RESPONSES	COUNT
paper copies sent home by the school	86.11%	155
FOCUS	32.78%	59
Comments:	2.78%	5
I do not receive them	2.22%	4
my child's school is paperless	1.11%	2
Total Respondents: 180		

## Q5 Please rate your overall experience with Brevard Public School's eLearning program.

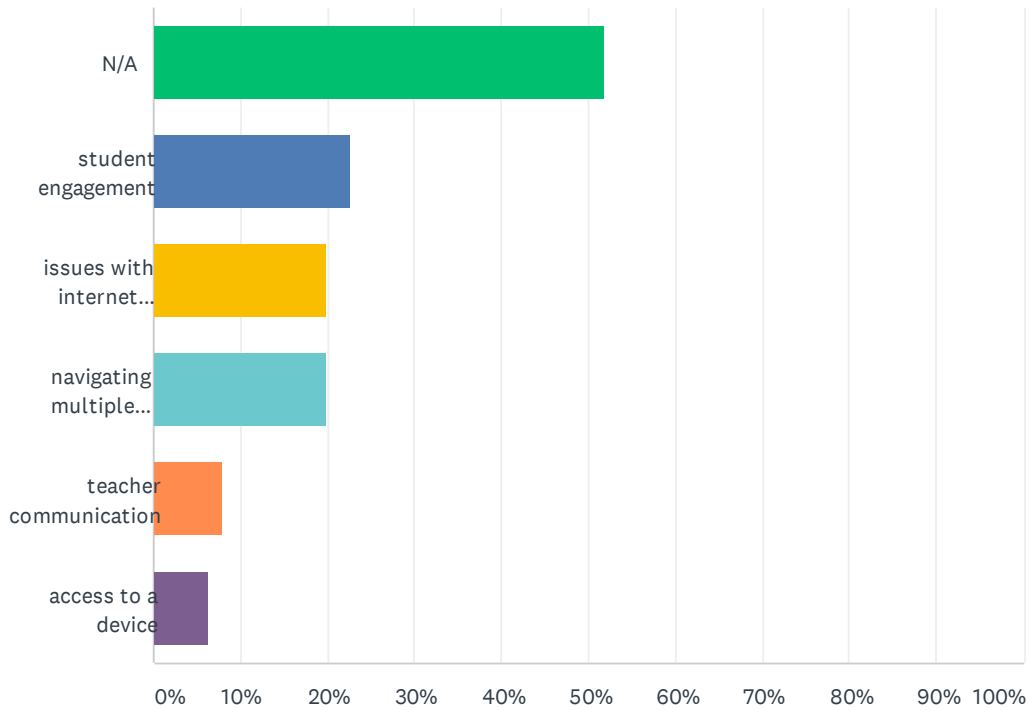
Answered: 181 Skipped: 25



ANSWER CHOICES	RESPONSES	
N/A	32.04%	58
Satisfied	24.31%	44
Very satisfied	18.78%	34
Neither satisfied nor dissatisfied	14.36%	26
Very dissatisfied	5.52%	10
Dissatisfied	4.97%	9
<b>TOTAL</b>		<b>181</b>

## Q6 What has been the biggest challenge with the eLearning environment?

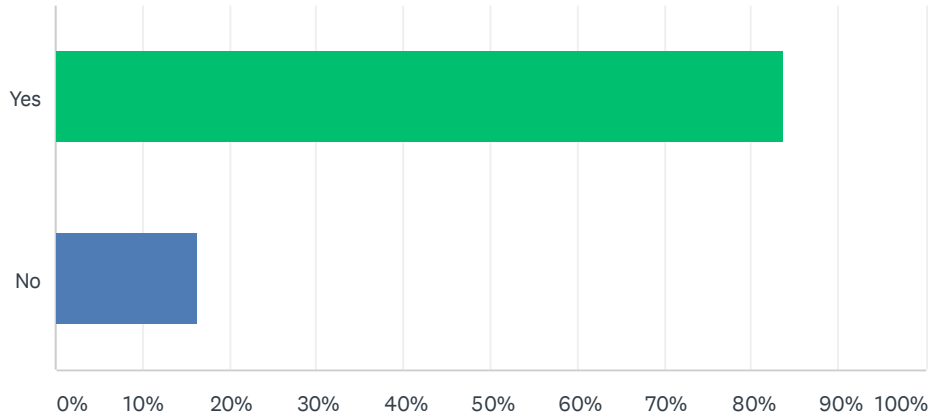
Answered: 177 Skipped: 29



ANSWER CHOICES	RESPONSES	
N/A	51.98%	92
student engagement	22.60%	40
issues with internet connection	19.77%	35
navigating multiple learning platforms (Google Classroom, FOCUS, etc)	19.77%	35
teacher communication	7.91%	14
access to a device	6.21%	11
Total Respondents: 177		

## Q7 Do you feel welcome at your child's school?

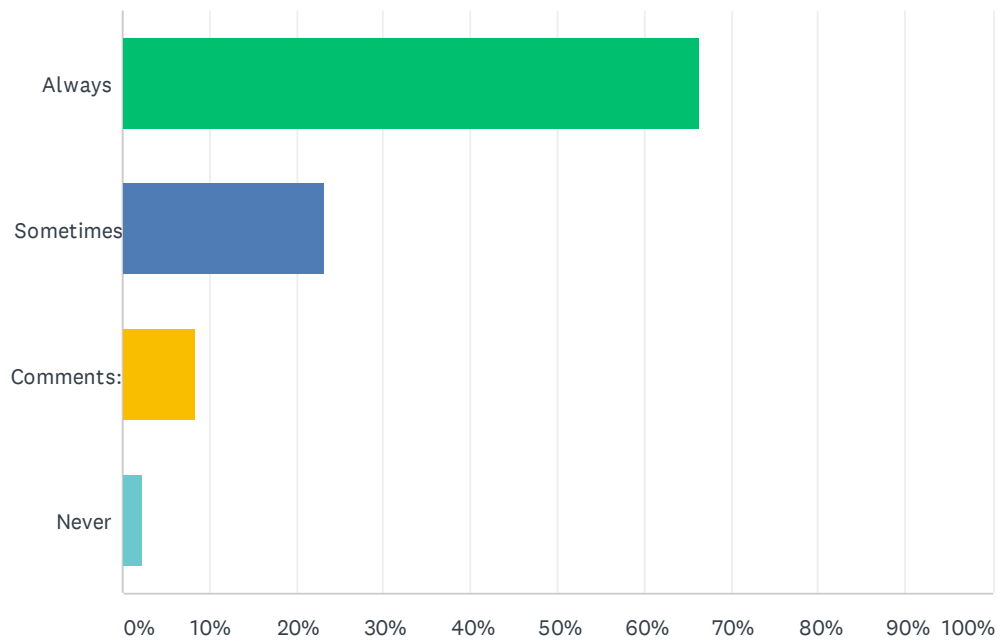
Answered: 177 Skipped: 29



ANSWER CHOICES	RESPONSES	
Yes	83.62%	148
No	16.38%	29
TOTAL		177

### Q8 The office staff at my school is polite and is helpful in answering my questions or concerns.

Answered: 181 Skipped: 25

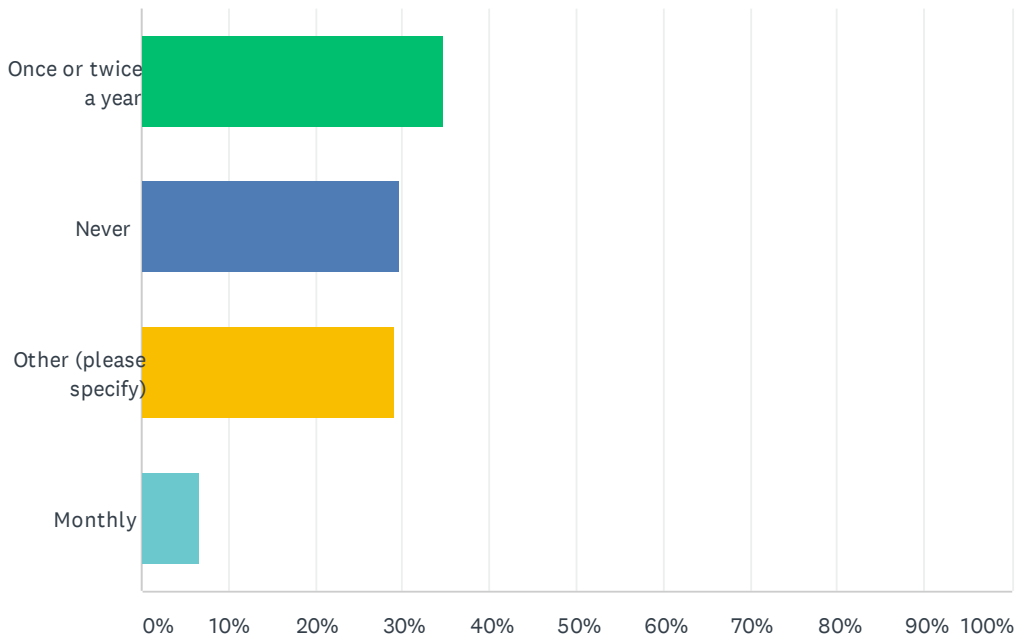


ANSWER CHOICES	RESPONSES	
Always	66.30%	120
Sometimes	23.20%	42
Comments:	8.29%	15
Never	2.21%	4
<b>TOTAL</b>		<b>181</b>



### Q9 In the past year, how often did you attend a parent meeting or event at your child's school that supported your child's academic success?

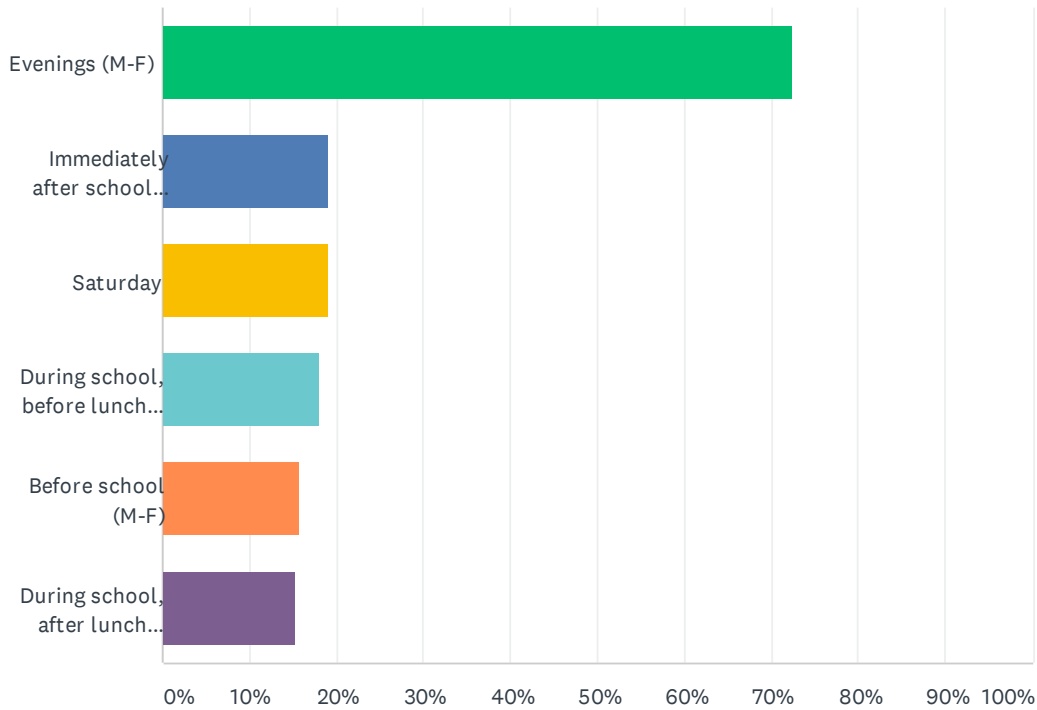
Answered: 179 Skipped: 27



ANSWER CHOICES	RESPONSES
Once or twice a year	34.64% 62
Never	29.61% 53
Other (please specify)	29.05% 52
Monthly	6.70% 12
<b>TOTAL</b>	<b>179</b>

## Q10 When is the best time for you to attend a school event for families?

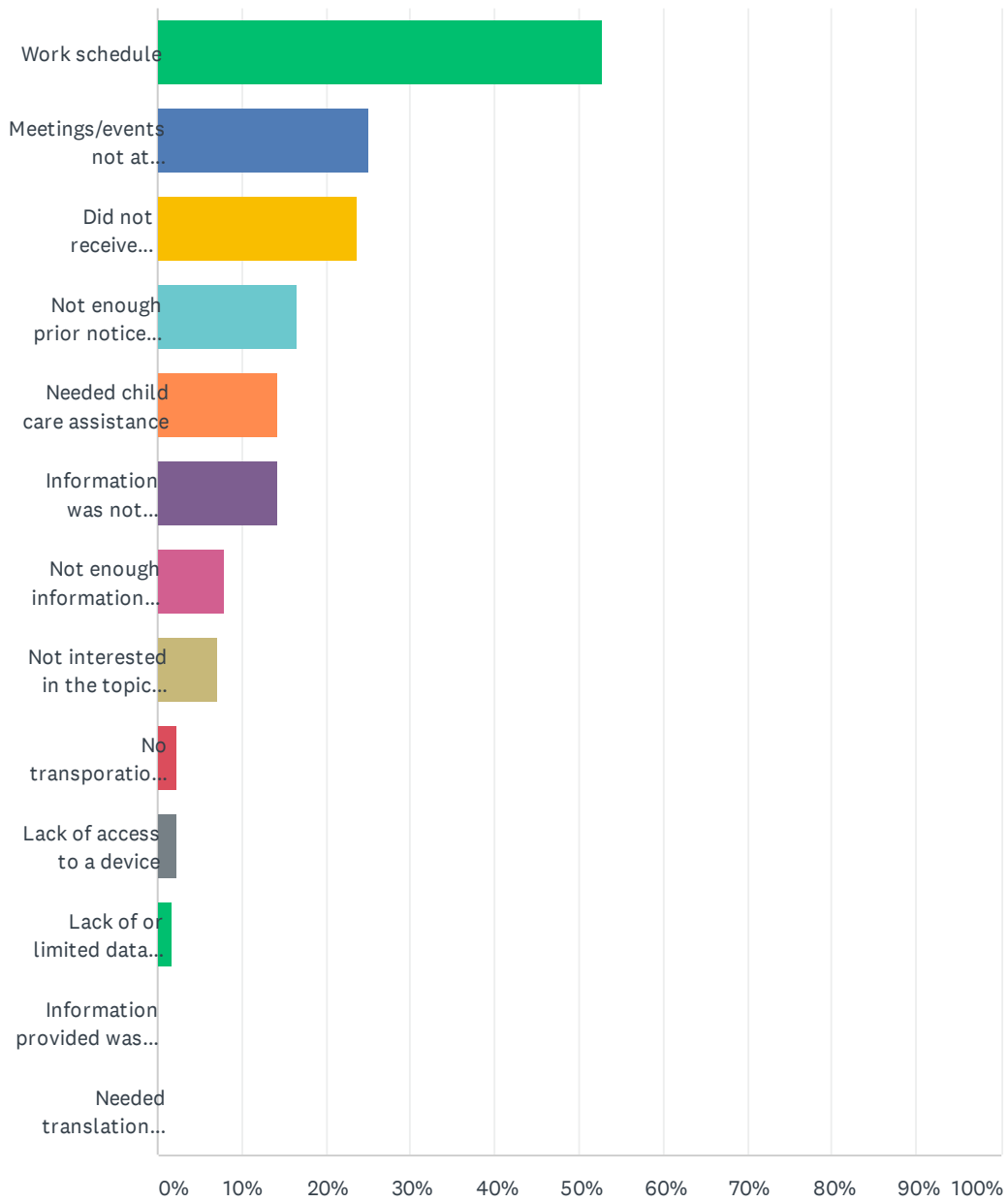
Answered: 178 Skipped: 28



ANSWER CHOICES	RESPONSES	
Evenings (M-F)	72.47%	129
Immediately after school (M-F)	19.10%	34
Saturday	19.10%	34
During school, before lunch (M-F)	17.98%	32
Before school (M-F)	15.73%	28
During school, after lunch (M-F)	15.17%	27
Total Respondents: 178		

### Q11 If you were unable to attend informational meetings or academic events, please share why. (Check all that apply)

Answered: 127 Skipped: 79

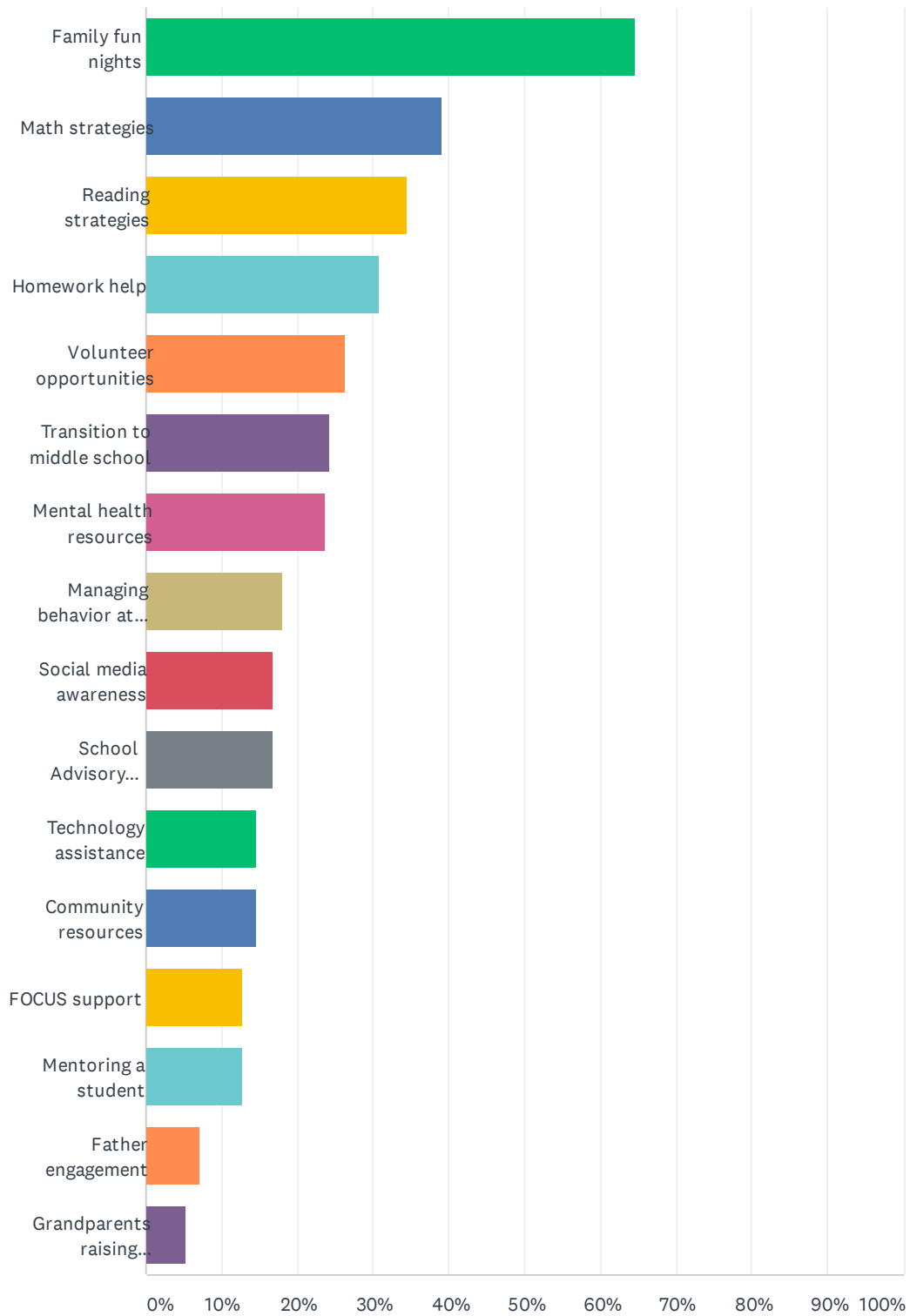


Brevard Public Schools Elementary Parent Survey 2020-2021

ANSWER CHOICES	RESPONSES	
Work schedule	52.76%	67
Meetings/events not at convenient times	25.20%	32
Did not receive information about meetings/events	23.62%	30
Not enough prior notice provided	16.54%	21
Needed child care assistance	14.17%	18
Information was not relevant to me/my child	14.17%	18
Not enough information provided	7.87%	10
Not interested in the topics presented	7.09%	9
No transportation to get to meetings/events	2.36%	3
Lack of access to a device	2.36%	3
Lack of or limited data plan	1.57%	2
Information provided was difficult to understand	0.00%	0
Needed translation services	0.00%	0
Total Respondents: 127		

# Q12 Which of the following informational meetings and activities would you participate in or attend?

Answered: 156 Skipped: 50



Brevard Public Schools Elementary Parent Survey 2020-2021

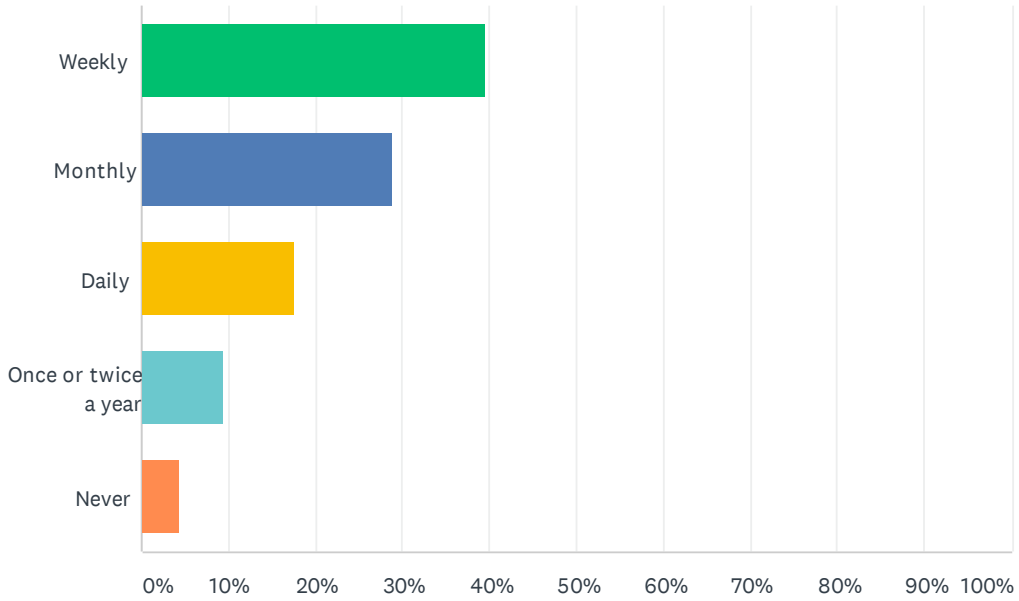
ANSWER CHOICES	RESPONSES	
Family fun nights	64.74%	101
Math strategies	39.10%	61
Reading strategies	34.62%	54
Homework help	30.77%	48
Volunteer opportunities	26.28%	41
Transition to middle school	24.36%	38
Mental health resources	23.72%	37
Managing behavior at home	17.95%	28
Social media awareness	16.67%	26
School Advisory Council (SAC) or Parent-Teacher Organization (PTO/PTA)	16.67%	26
Technology assistance	14.74%	23
Community resources	14.74%	23
FOCUS support	12.82%	20
Mentoring a student	12.82%	20
Father engagement	7.05%	11
Grandparents raising grandchildren	5.13%	8
Total Respondents: 156		

**Q13 In what ways can family engagement be strengthened at your child's school?**

Answered: 66 Skipped: 140

### Q14 How often do you communicate with your child's teachers?

Answered: 159 Skipped: 47

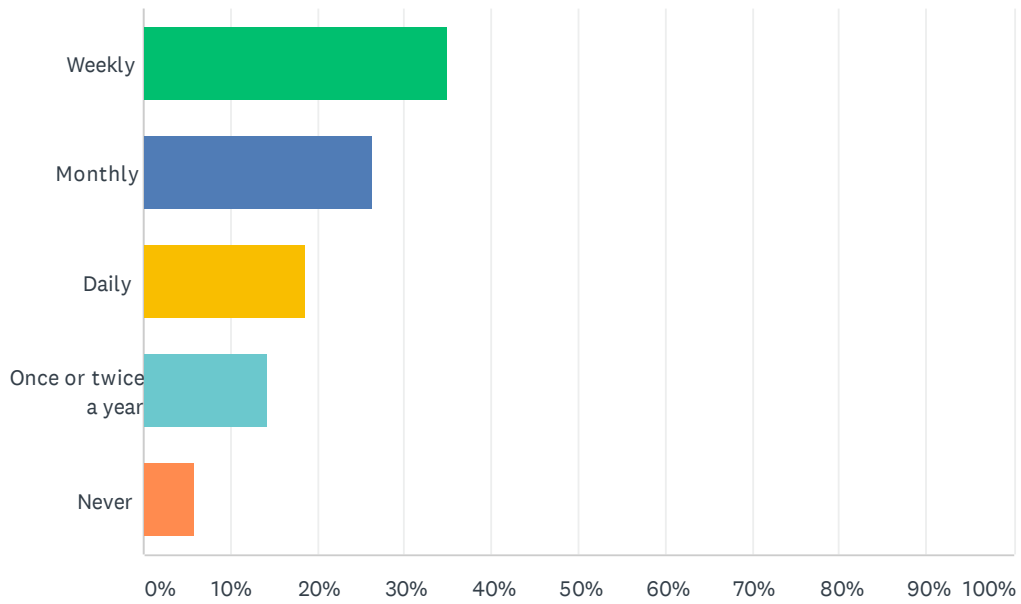


ANSWER CHOICES	RESPONSES	
Weekly	39.62%	63
Monthly	28.93%	46
Daily	17.61%	28
Once or twice a year	9.43%	15
Never	4.40%	7
<b>TOTAL</b>		<b>159</b>



## Q15 How often does your child's teacher communicate with you about your child's progress?

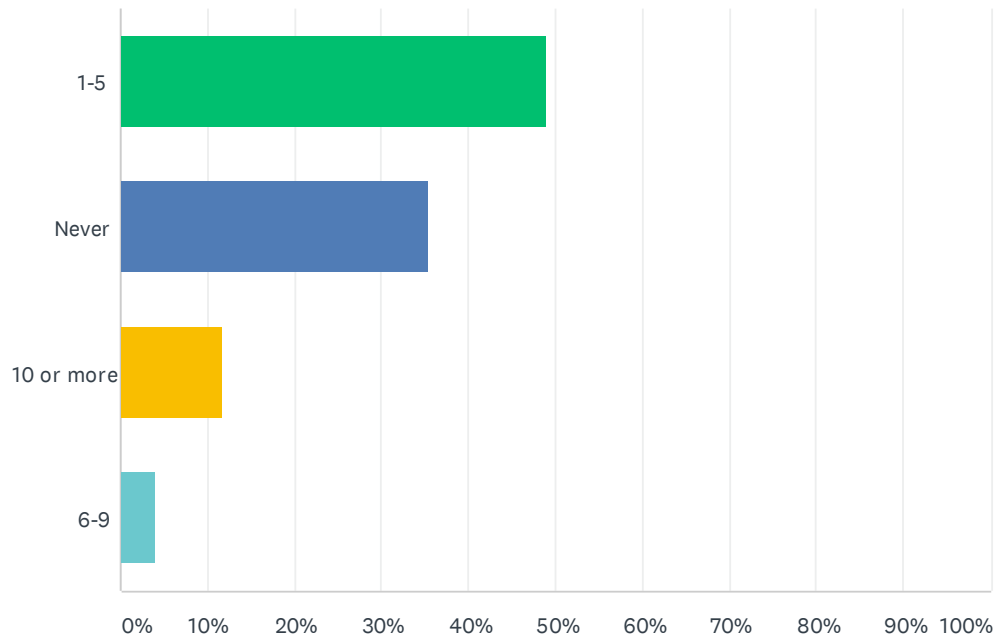
Answered: 155 Skipped: 51



ANSWER CHOICES	RESPONSES	
Weekly	34.84%	54
Monthly	26.45%	41
Daily	18.71%	29
Once or twice a year	14.19%	22
Never	5.81%	9
<b>TOTAL</b>		<b>155</b>

### Q16 How many times per month do you access your child's grades and attendance information through FOCUS?

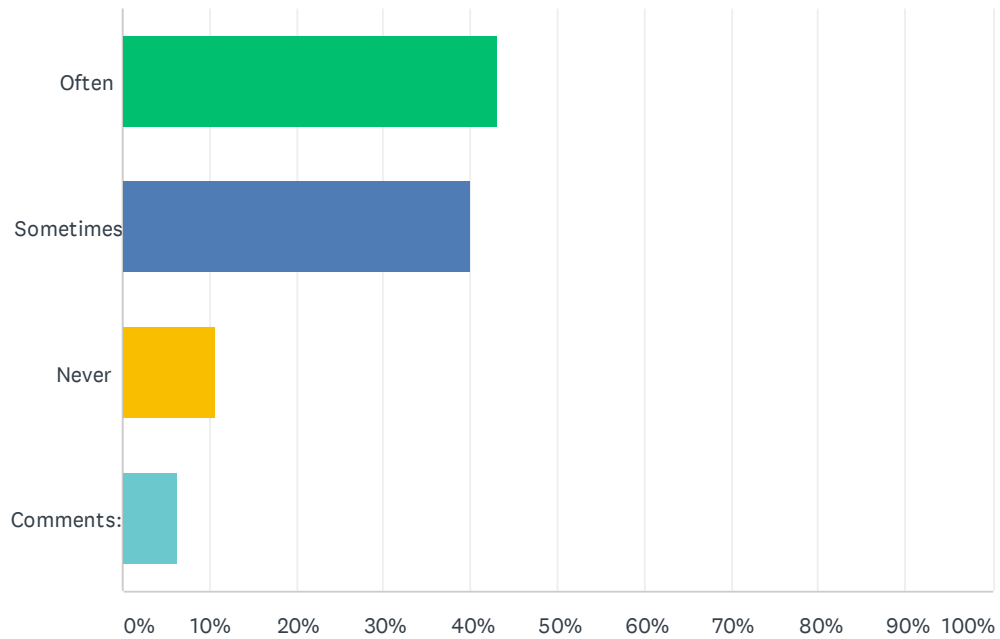
Answered: 153 Skipped: 53



ANSWER CHOICES	RESPONSES	
1-5	49.02%	75
Never	35.29%	54
10 or more	11.76%	18
6-9	3.92%	6
<b>TOTAL</b>		<b>153</b>

### Q17 How often does your child's school or teachers provide you with information about ways you can help your child's learning at home?

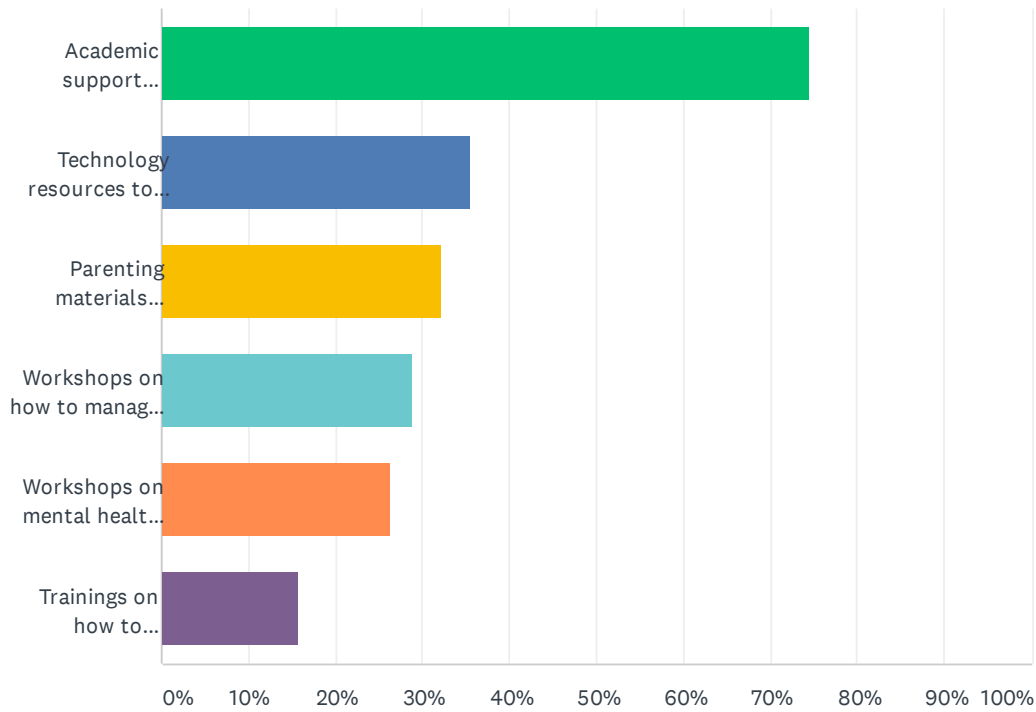
Answered: 158 Skipped: 48



ANSWER CHOICES	RESPONSES	
Often	43.04%	68
Sometimes	39.87%	63
Never	10.76%	17
Comments:	6.33%	10
<b>TOTAL</b>		<b>158</b>

## Q18 What types of family engagement resources would you use if they were provided at your school?

Answered: 121 Skipped: 85



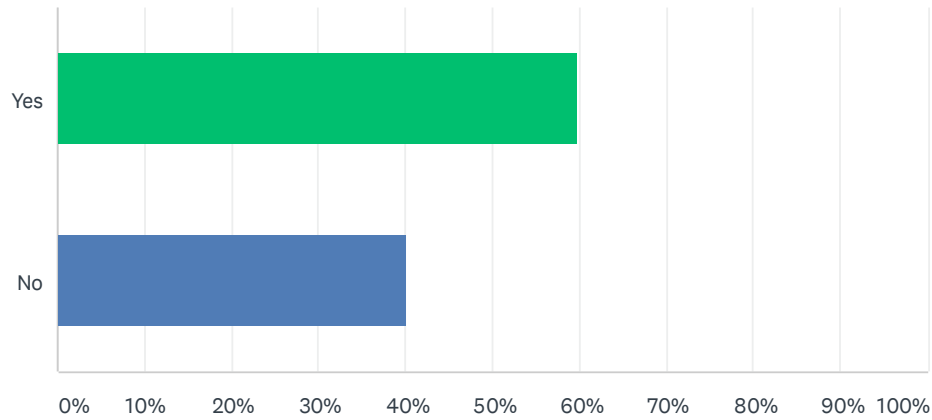
ANSWER CHOICES	RESPONSES	
Academic support materials for families to use at home	74.38%	90
Technology resources to support learning at home	35.54%	43
Parenting materials (articles and books for check out)	32.23%	39
Workshops on how to manage behaviors at home	28.93%	35
Workshops on mental health resources	26.45%	32
Trainings on how to participate in school decision-making committees	15.70%	19
Total Respondents: 121		

**Q19 What can Brevard Public Schools do to ensure your child is successful in elementary school?**

Answered: 75 Skipped: 131

## Q20 Have you been given opportunities to provide input and feedback into school decisions (school improvement, Title I services, event planning, discipline)?

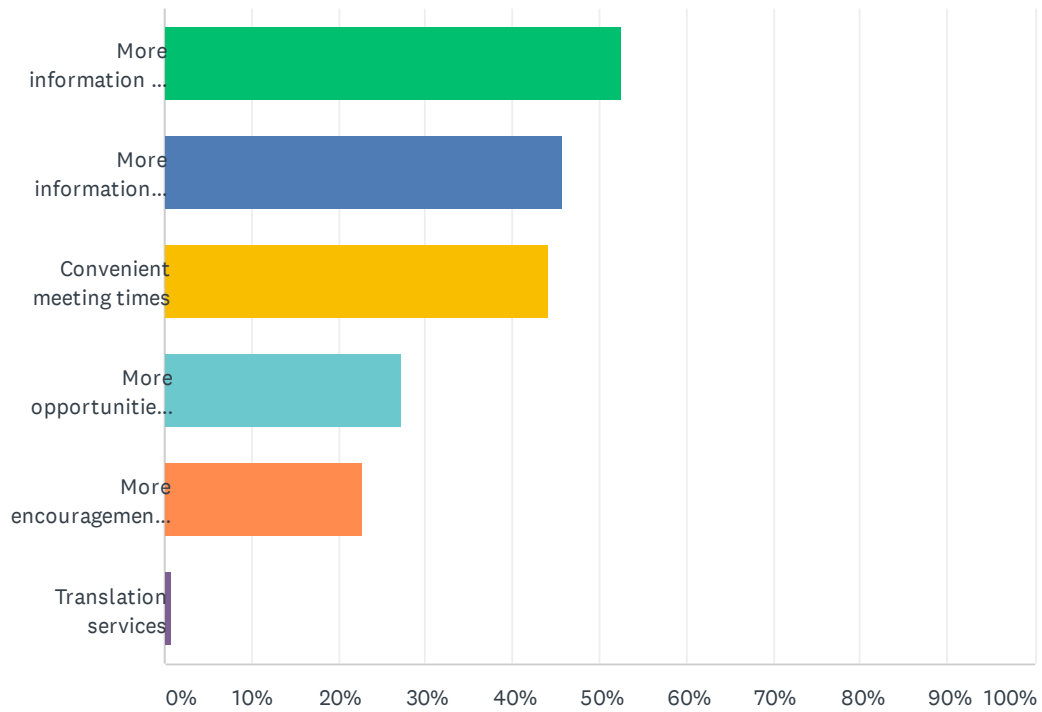
Answered: 147 Skipped: 59



ANSWER CHOICES	RESPONSES	
Yes	59.86%	88
No	40.14%	59
TOTAL		147

## Q21 How could your school assist you in playing a more active role in school decision-making?

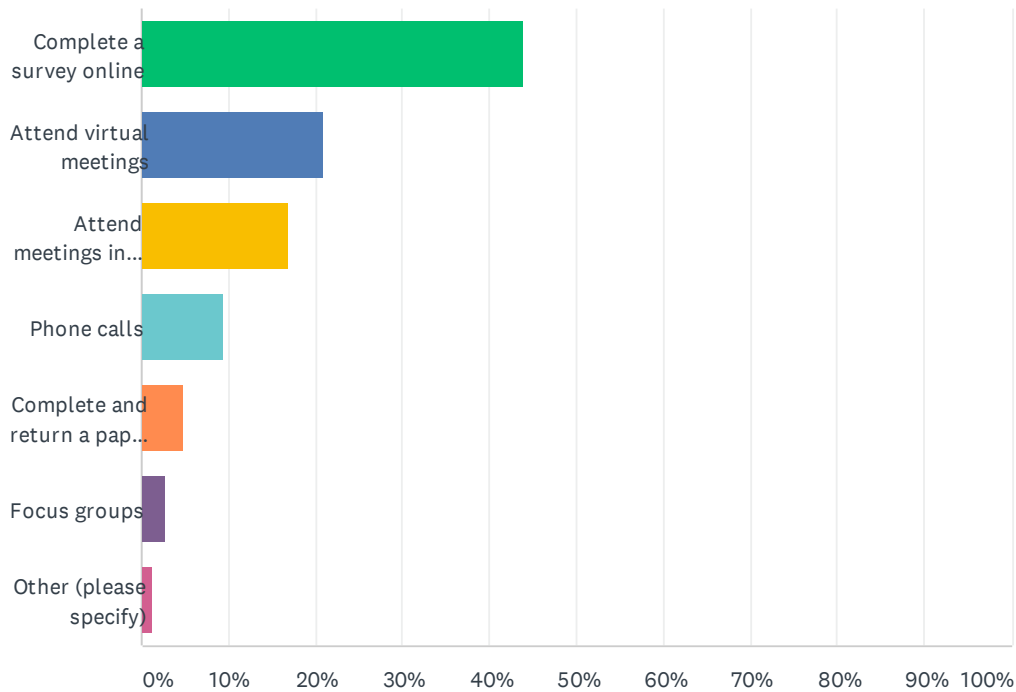
Answered: 118 Skipped: 88



ANSWER CHOICES	RESPONSES	
More information on how to become engaged	52.54%	62
More information about school issues to be addressed	45.76%	54
Convenient meeting times	44.07%	52
More opportunities to share my opinion about school issues	27.12%	32
More encouragement from the school to become engaged	22.88%	27
Translation services	0.85%	1
Total Respondents: 118		

## Q22 What is the best way for you to provide input regarding your child's school?

Answered: 148 Skipped: 58



ANSWER CHOICES	RESPONSES	
Complete a survey online	43.92%	65
Attend virtual meetings	20.95%	31
Attend meetings in person	16.89%	25
Phone calls	9.46%	14
Complete and return a paper survey	4.73%	7
Focus groups	2.70%	4
Other (please specify)	1.35%	2
<b>TOTAL</b>		<b>148</b>



Q23 What do you feel is working well at your child's school? (This is your chance to brag about your school and share what you like about it!)

Answered: 79 Skipped: 127

Q24 What do you feel is not working, difficult, and/or needs improvement at your child's school? (This is your chance to tell us what you would like to see changed.)

Answered: 72 Skipped: 134