

Q1 What school does your child attend?

Answered: 155 Skipped: 0



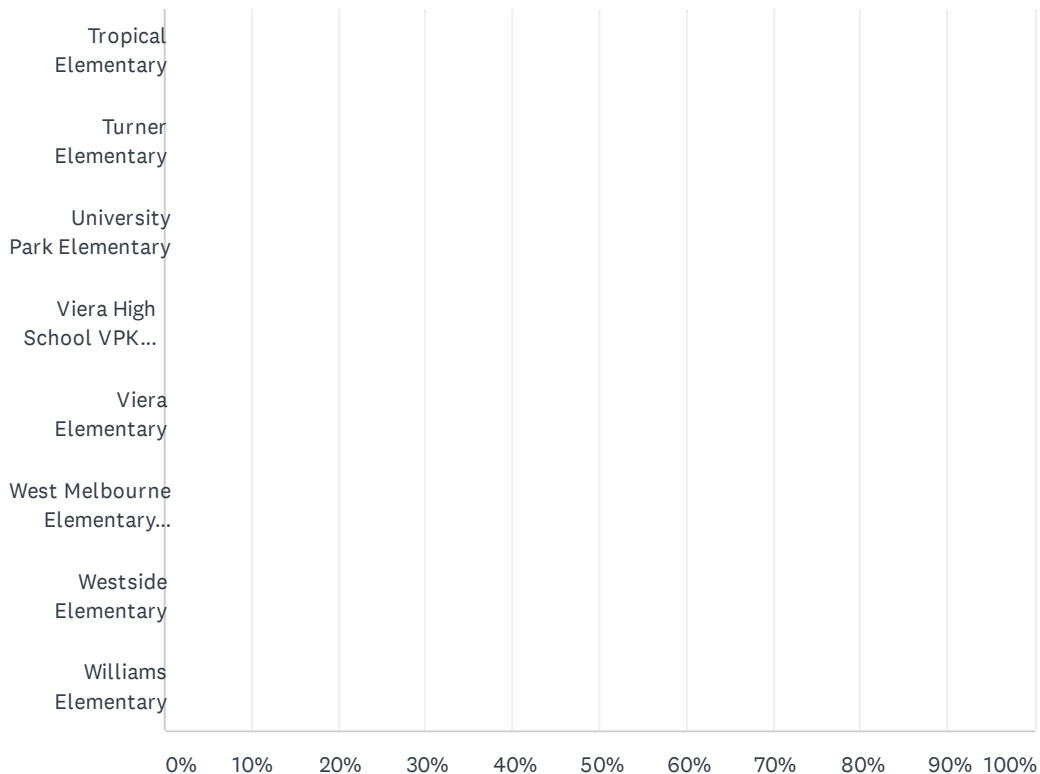
Brevard Public Schools Elementary Parent Survey 2020-2021

Elementary									
Fieldston Preparatory									
Freedom 7 Elementary									
Gemini Elementary									
Golfview Elementary									
Harbor City Elementary									
Holland Elementary									
Imperial Estates...									
Indialantic Elementary									
Jupiter Elementary									
Lockmar Elementary									
Longleaf Elementary									
Manatee Elementary									
McAuliffe Elementary									
Meadowlane Intermediate...									
Meadowlane Primary...									
Merritt Island High School ...									
MILA Elementary									
Mims Elementary									
Pathways at Gardendale...									
Oak Park Elementary									
Osceola									

Brevard Public Schools Elementary Parent Survey 2020-2021

Ocean Breeze Elementary									
Palm Bay Elementary									
Palm Bay High School VPK...									
Pinewood Elementary									
Port Malabar Elementary									
Quest Elementary...									
Riverdale Country Day...									
Riviera Elementary									
Roosevelt Elementary									
Sabal Elementary									
Satellite High School VPK...									
Saturn Elementary									
Sea Park Elementary									
Sherwood Elementary									
Pathways at Pine Grove...									
South Area Head Start									
South Lake Elementary									
Stevenson Elementary									
Sunrise Elementary									
Suntree Elementary									
Surfside Elementary									

Brevard Public Schools Elementary Parent Survey 2020-2021



Brevard Public Schools Elementary Parent Survey 2020-2021

ANSWER CHOICES	RESPONSES	
Brevard Virtual Instruction Program (BVIP)	100.00%	155
Allen, Roy Elementary	0.00%	0
Andersen Elementary	0.00%	0
Apollo Elementary	0.00%	0
Atlantis Elementary	0.00%	0
Audubon Elementary	0.00%	0
Cambridge Elementary Magnet	0.00%	0
Cape View Elementary	0.00%	0
Carroll, Lewis Elementary	0.00%	0
Challenger 7 Elementary	0.00%	0
Columbia Elementary	0.00%	0
Coquina Elementary	0.00%	0
Dr W. J. Creel Elementary	0.00%	0
Croton Elementary	0.00%	0
Discovery Elementary	0.00%	0
Endeavour Elementary	0.00%	0
Eau Gallie High School VPK program	0.00%	0
Enterprise Elementary	0.00%	0
Fairglen Elementary	0.00%	0
Fieldston Preparatory	0.00%	0
Freedom 7 Elementary	0.00%	0
Gemini Elementary	0.00%	0
Golfview Elementary	0.00%	0
Harbor City Elementary	0.00%	0
Holland Elementary	0.00%	0
Imperial Estates Elementary	0.00%	0
Indialantic Elementary	0.00%	0
Jupiter Elementary	0.00%	0
Lockmar Elementary	0.00%	0
Longleaf Elementary	0.00%	0
Manatee Elementary	0.00%	0
McAuliffe Elementary	0.00%	0

Brevard Public Schools Elementary Parent Survey 2020-2021

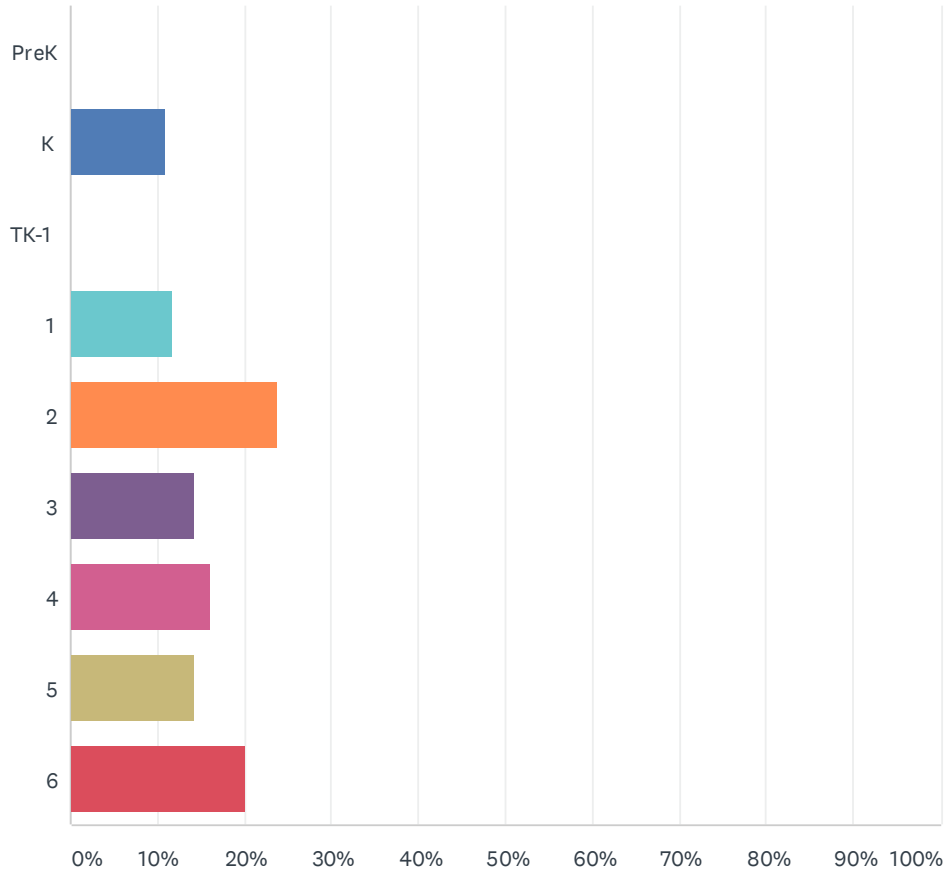
Meadowlane Intermediate Elementary	0.00%	0
Meadowlane Primary Elementary	0.00%	0
Merritt Island High School VPK program	0.00%	0
MILA Elementary	0.00%	0
Mims Elementary	0.00%	0
Pathways at Gardendale (North/Central Area Alternative Center)	0.00%	0
Oak Park Elementary	0.00%	0
Ocean Breeze Elementary	0.00%	0
Palm Bay Elementary	0.00%	0
Palm Bay High School VPK program	0.00%	0
Pinewood Elementary	0.00%	0
Port Malabar Elementary	0.00%	0
Quest Elementary School	0.00%	0
Riverdale Country Day School	0.00%	0
Riviera Elementary	0.00%	0
Roosevelt Elementary	0.00%	0
Sabal Elementary	0.00%	0
Satellite High School VPK program	0.00%	0
Saturn Elementary	0.00%	0
Sea Park Elementary	0.00%	0
Sherwood Elementary	0.00%	0
Pathways at Pine Grove (South Area Alternative Center)	0.00%	0
South Area Head Start	0.00%	0
South Lake Elementary	0.00%	0
Stevenson Elementary	0.00%	0
Sunrise Elementary	0.00%	0
Suntree Elementary	0.00%	0
Surfside Elementary	0.00%	0
Tropical Elementary	0.00%	0
Turner Elementary	0.00%	0
University Park Elementary	0.00%	0
Viera High School VPK program	0.00%	0
Viera Elementary	0.00%	0
West Melbourne Elementary School for Science	0.00%	0

Brevard Public Schools Elementary Parent Survey 2020-2021

Westside Elementary	0.00%	0
Williams Elementary	0.00%	0
TOTAL		155

Q2 What is your child's current grade level?

Answered: 155 Skipped: 0

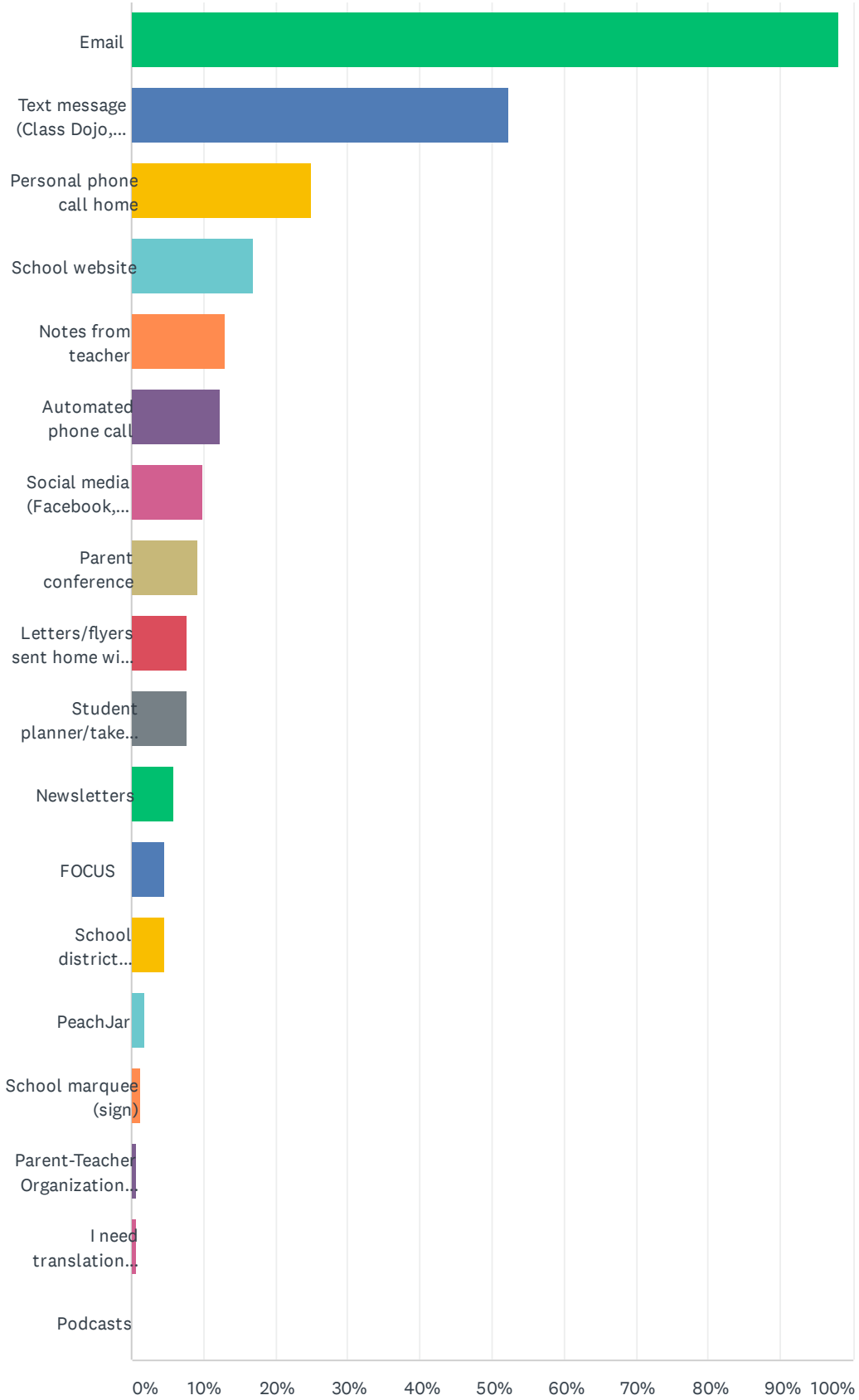


ANSWER CHOICES	RESPONSES	
PreK	0.00%	0
K	10.97%	17
TK-1	0.00%	0
1	11.61%	18
2	23.87%	37
3	14.19%	22
4	16.13%	25
5	14.19%	22
6	20.00%	31
Total Respondents: 155		

Q3 What is the best way for us to get important information regarding school events and/or your child's progress from the school? (check all that apply)

Answered: 153 Skipped: 2

Brevard Public Schools Elementary Parent Survey 2020-2021

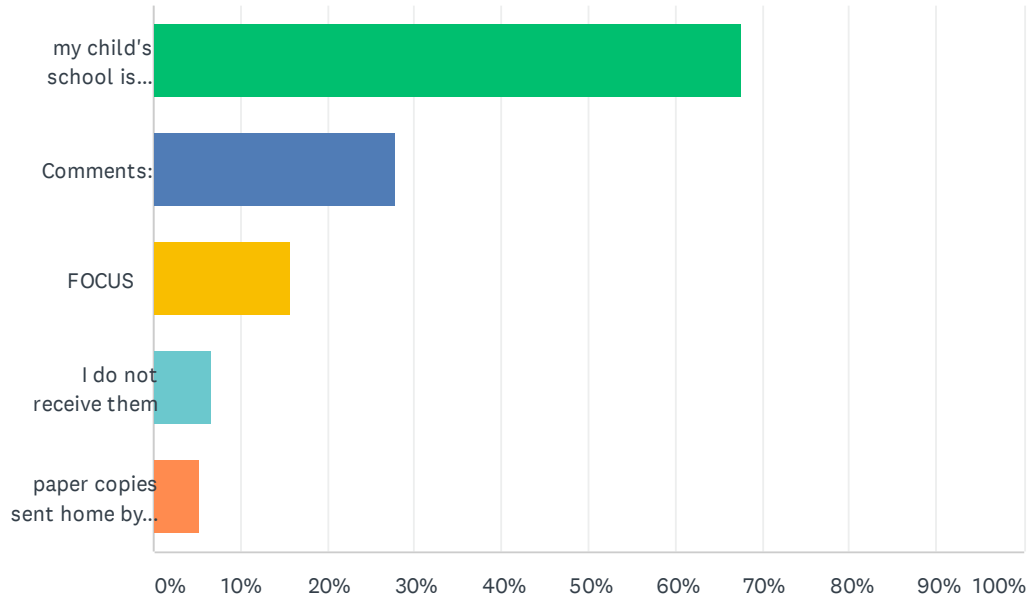


Brevard Public Schools Elementary Parent Survey 2020-2021

ANSWER CHOICES	RESPONSES	
Email	98.04%	150
Text message (Class Dojo, Remind)	52.29%	80
Personal phone call home	24.84%	38
School website	16.99%	26
Notes from teacher	13.07%	20
Automated phone call	12.42%	19
Social media (Facebook, Twitter)	9.80%	15
Parent conference	9.15%	14
Letters/flyers sent home with students	7.84%	12
Student planner/take-home folder	7.84%	12
Newsletters	5.88%	9
FOCUS	4.58%	7
School district website	4.58%	7
PeachJar	1.96%	3
School marquee (sign)	1.31%	2
Parent-Teacher Organization (PTO/PTA)	0.65%	1
I need translation assistance	0.65%	1
Podcasts	0.00%	0
Total Respondents: 153		

Q4 How do you receive interim reports and report cards?

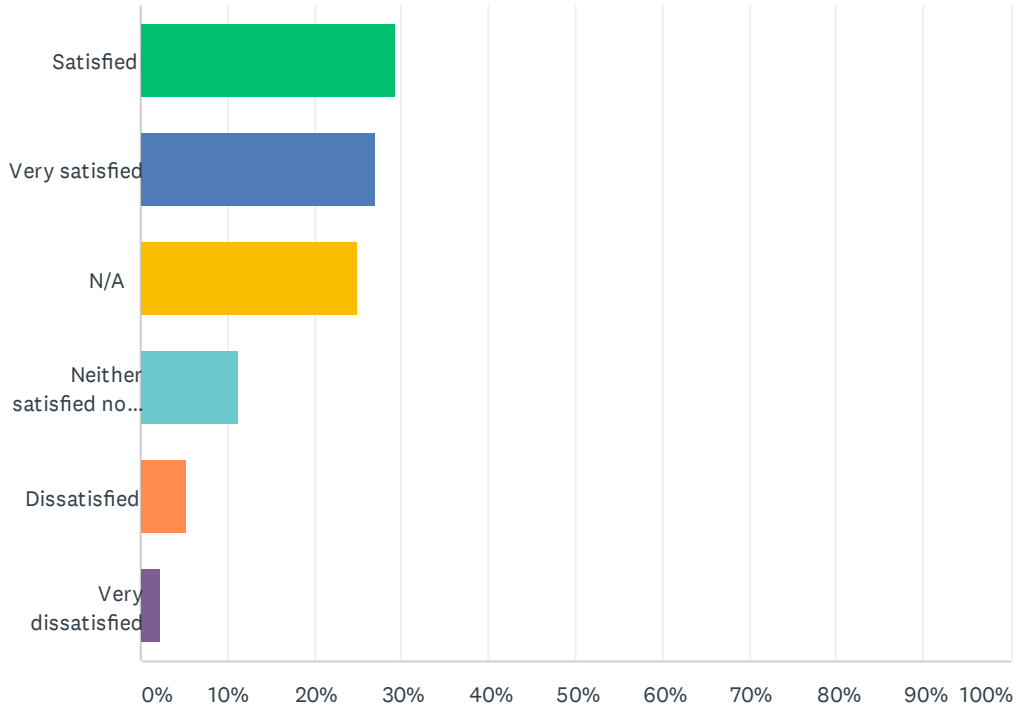
Answered: 133 Skipped: 22



ANSWER CHOICES	RESPONSES	
my child's school is paperless	67.67%	90
Comments:	27.82%	37
FOCUS	15.79%	21
I do not receive them	6.77%	9
paper copies sent home by the school	5.26%	7
Total Respondents: 133		

Q5 Please rate your overall experience with Brevard Public School's eLearning program.

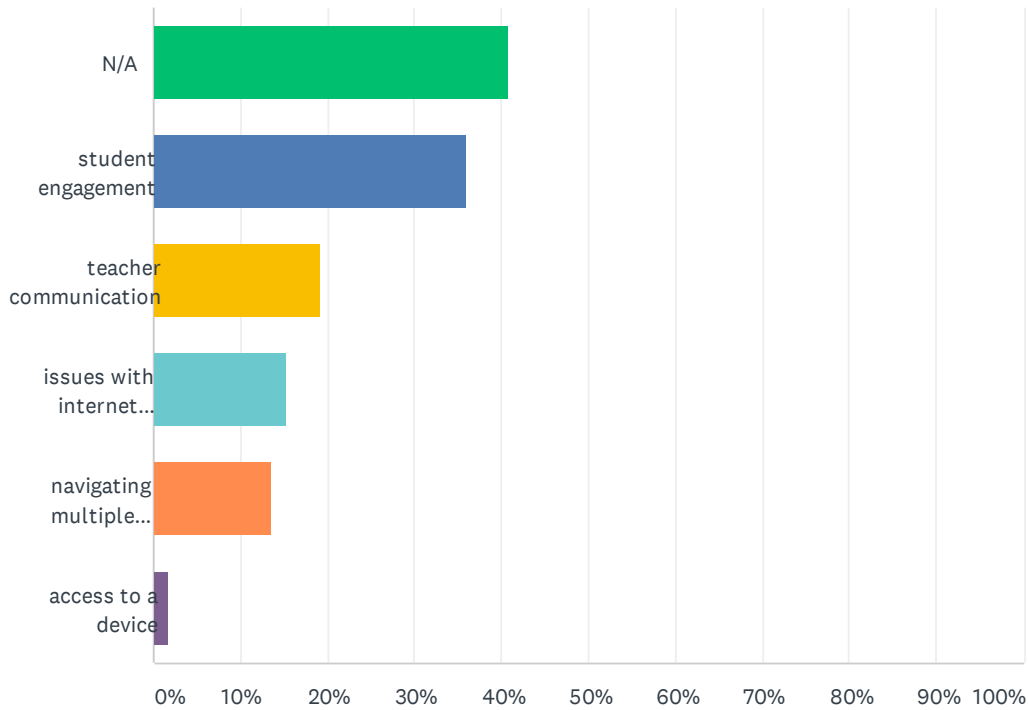
Answered: 133 Skipped: 22



ANSWER CHOICES	RESPONSES	
Satisfied	29.32%	39
Very satisfied	27.07%	36
N/A	24.81%	33
Neither satisfied nor dissatisfied	11.28%	15
Dissatisfied	5.26%	7
Very dissatisfied	2.26%	3
TOTAL		133

Q6 What has been the biggest challenge with the eLearning environment?

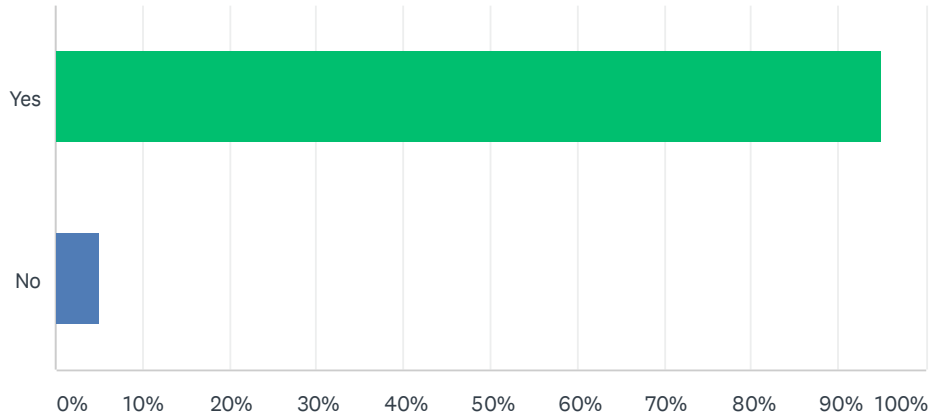
Answered: 125 Skipped: 30



ANSWER CHOICES	RESPONSES	
N/A	40.80%	51
student engagement	36.00%	45
teacher communication	19.20%	24
issues with internet connection	15.20%	19
navigating multiple learning platforms (Google Classroom, FOCUS, etc)	13.60%	17
access to a device	1.60%	2
Total Respondents: 125		

Q7 Do you feel welcome at your child's school?

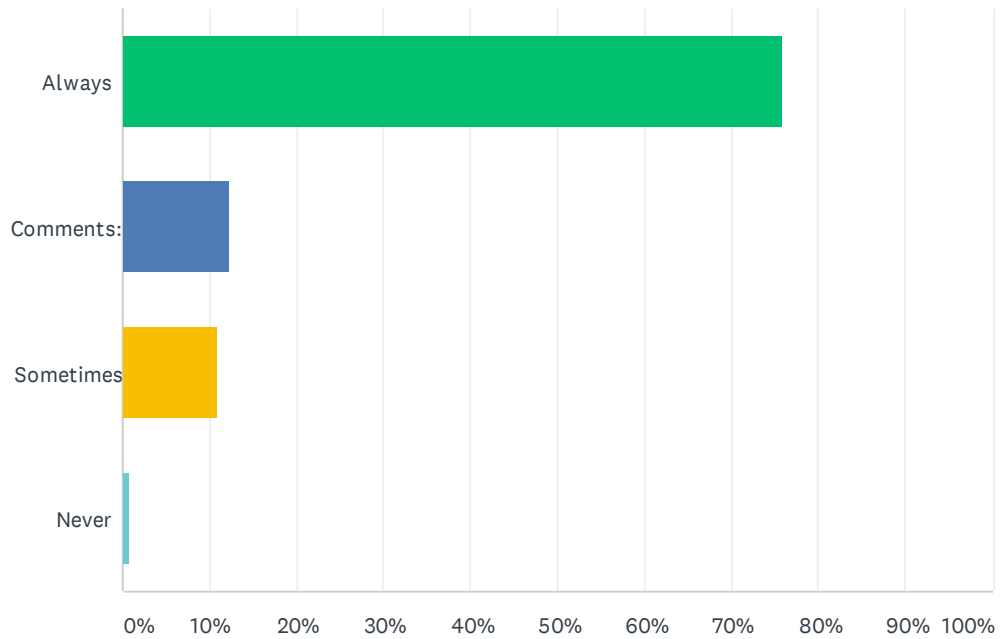
Answered: 118 Skipped: 37



ANSWER CHOICES	RESPONSES	
Yes	94.92%	112
No	5.08%	6
TOTAL		118

Q8 The office staff at my school is polite and is helpful in answering my questions or concerns.

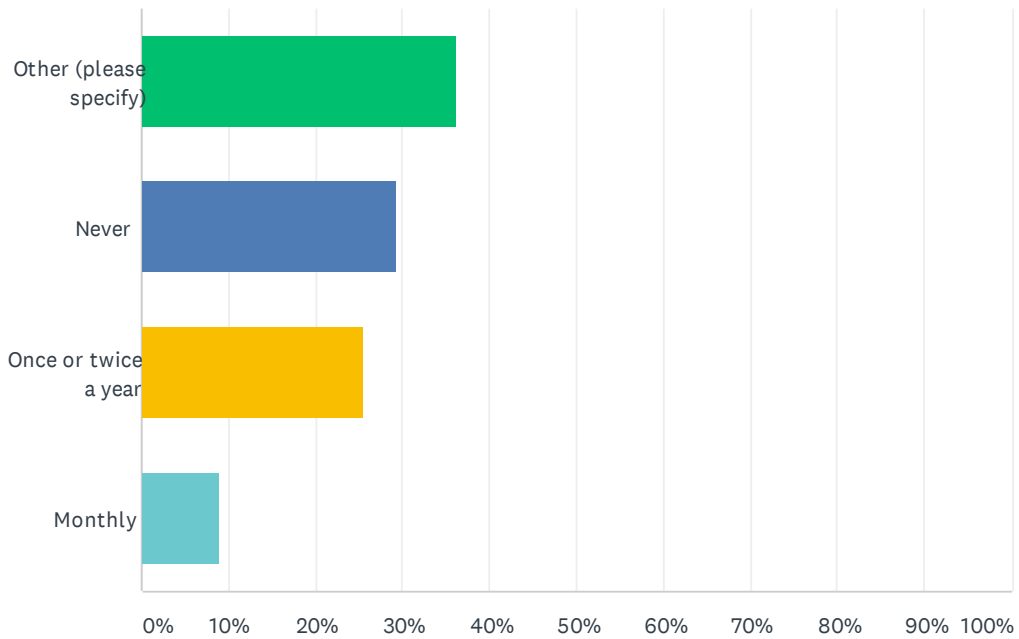
Answered: 129 Skipped: 26



ANSWER CHOICES	RESPONSES	
Always	75.97%	98
Comments:	12.40%	16
Sometimes	10.85%	14
Never	0.78%	1
TOTAL		129

Q9 In the past year, how often did you attend a parent meeting or event at your child's school that supported your child's academic success?

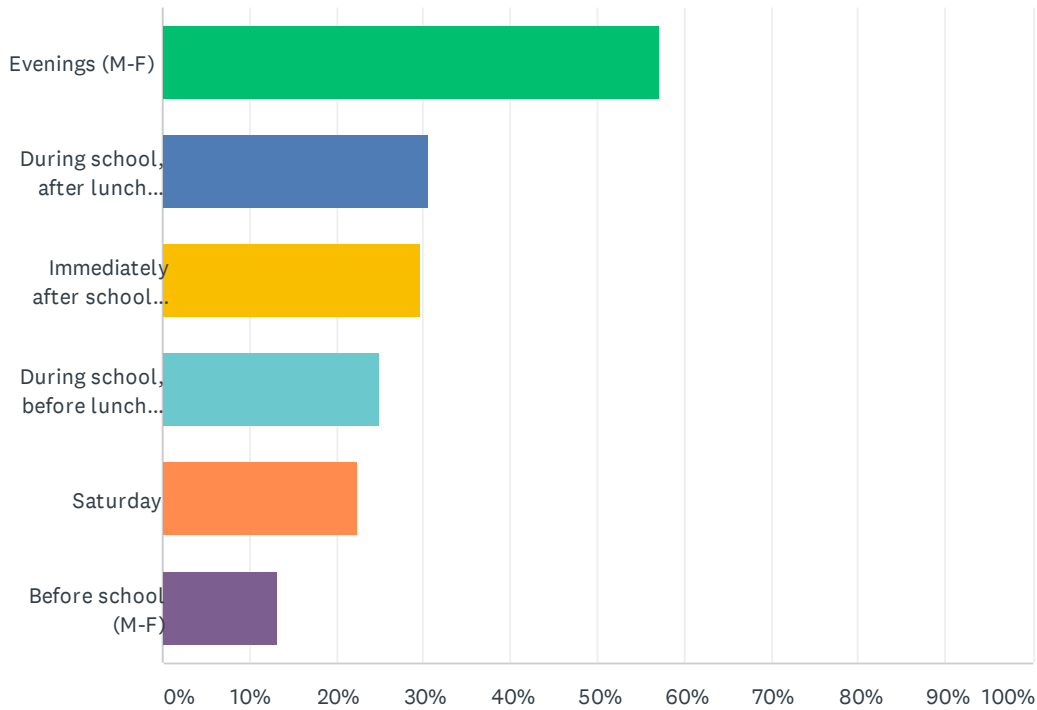
Answered: 133 Skipped: 22



ANSWER CHOICES	RESPONSES
Other (please specify)	36.09% 48
Never	29.32% 39
Once or twice a year	25.56% 34
Monthly	9.02% 12
TOTAL	133

Q10 When is the best time for you to attend a school event for families?

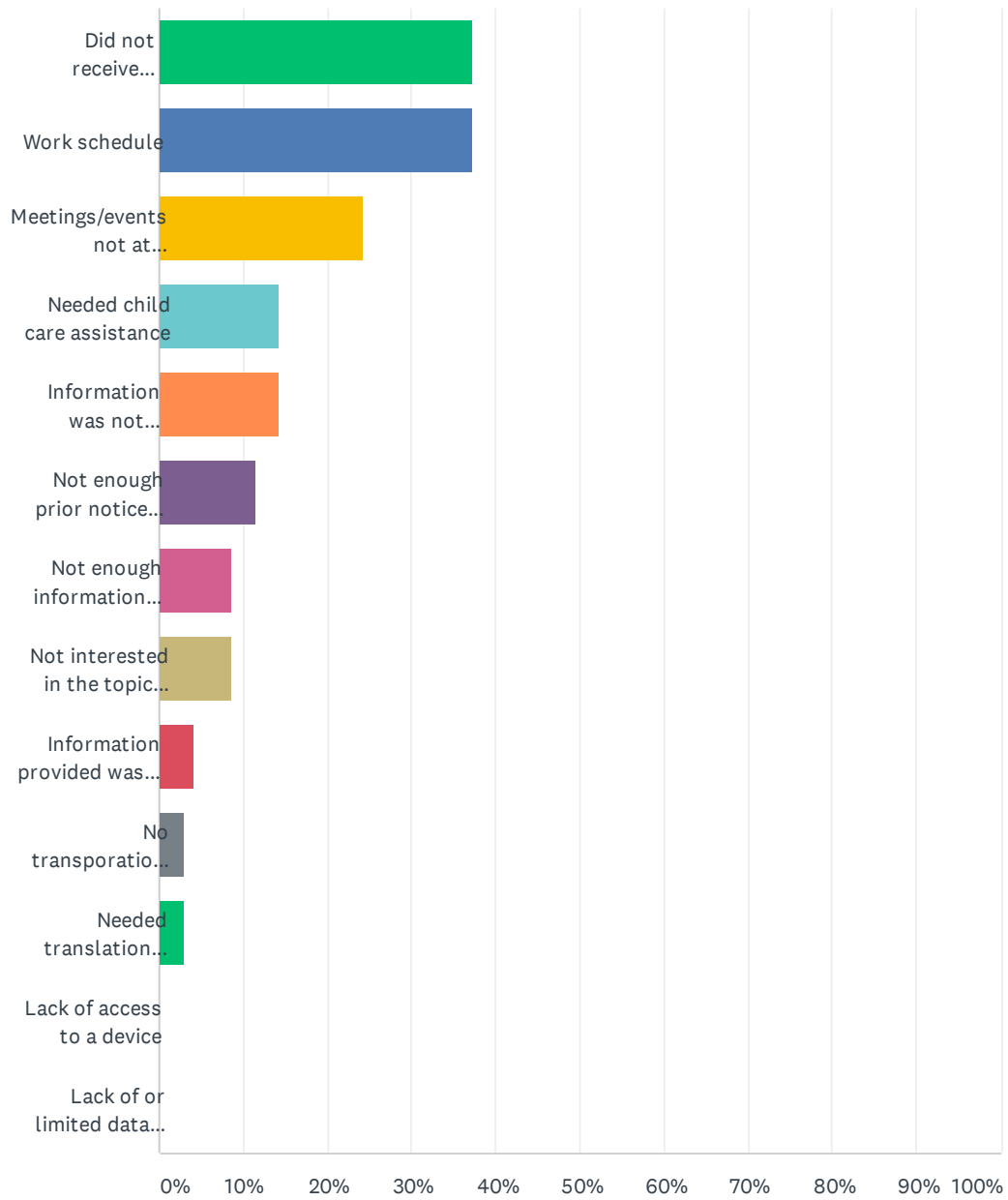
Answered: 121 Skipped: 34



ANSWER CHOICES	RESPONSES	
Evenings (M-F)	57.02%	69
During school, after lunch (M-F)	30.58%	37
Immediately after school (M-F)	29.75%	36
During school, before lunch (M-F)	24.79%	30
Saturday	22.31%	27
Before school (M-F)	13.22%	16
Total Respondents: 121		

Q11 If you were unable to attend informational meetings or academic events, please share why. (Check all that apply)

Answered: 70 Skipped: 85

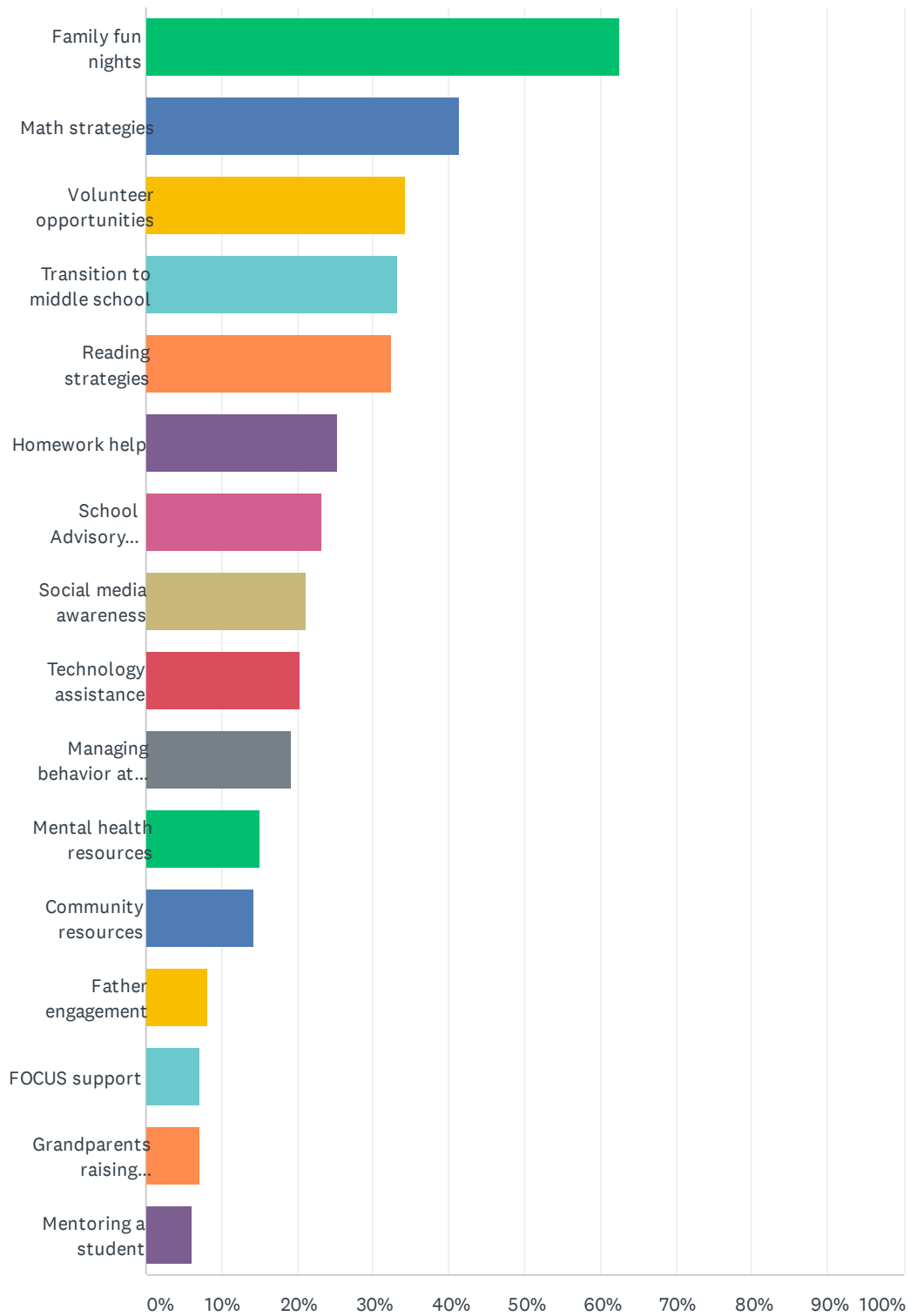


Brevard Public Schools Elementary Parent Survey 2020-2021

ANSWER CHOICES	RESPONSES	
Did not receive information about meetings/events	37.14%	26
Work schedule	37.14%	26
Meetings/events not at convenient times	24.29%	17
Needed child care assistance	14.29%	10
Information was not relevant to me/my child	14.29%	10
Not enough prior notice provided	11.43%	8
Not enough information provided	8.57%	6
Not interested in the topics presented	8.57%	6
Information provided was difficult to understand	4.29%	3
No transportation to get to meetings/events	2.86%	2
Needed translation services	2.86%	2
Lack of access to a device	0.00%	0
Lack of or limited data plan	0.00%	0
Total Respondents: 70		

Q12 Which of the following informational meetings and activities would you participate in or attend?

Answered: 99 Skipped: 56



Brevard Public Schools Elementary Parent Survey 2020-2021

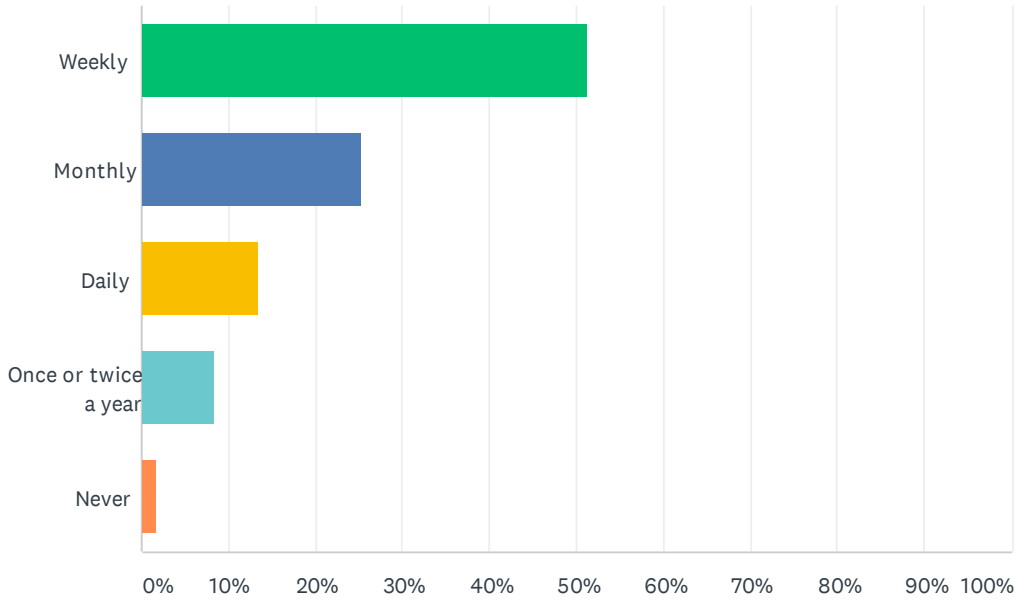
ANSWER CHOICES	RESPONSES	
Family fun nights	62.63%	62
Math strategies	41.41%	41
Volunteer opportunities	34.34%	34
Transition to middle school	33.33%	33
Reading strategies	32.32%	32
Homework help	25.25%	25
School Advisory Council (SAC) or Parent-Teacher Organization (PTO/PTA)	23.23%	23
Social media awareness	21.21%	21
Technology assistance	20.20%	20
Managing behavior at home	19.19%	19
Mental health resources	15.15%	15
Community resources	14.14%	14
Father engagement	8.08%	8
FOCUS support	7.07%	7
Grandparents raising grandchildren	7.07%	7
Mentoring a student	6.06%	6
Total Respondents: 99		

Q13 In what ways can family engagement be strengthened at your child's school?

Answered: 54 Skipped: 101

Q14 How often do you communicate with your child's teachers?

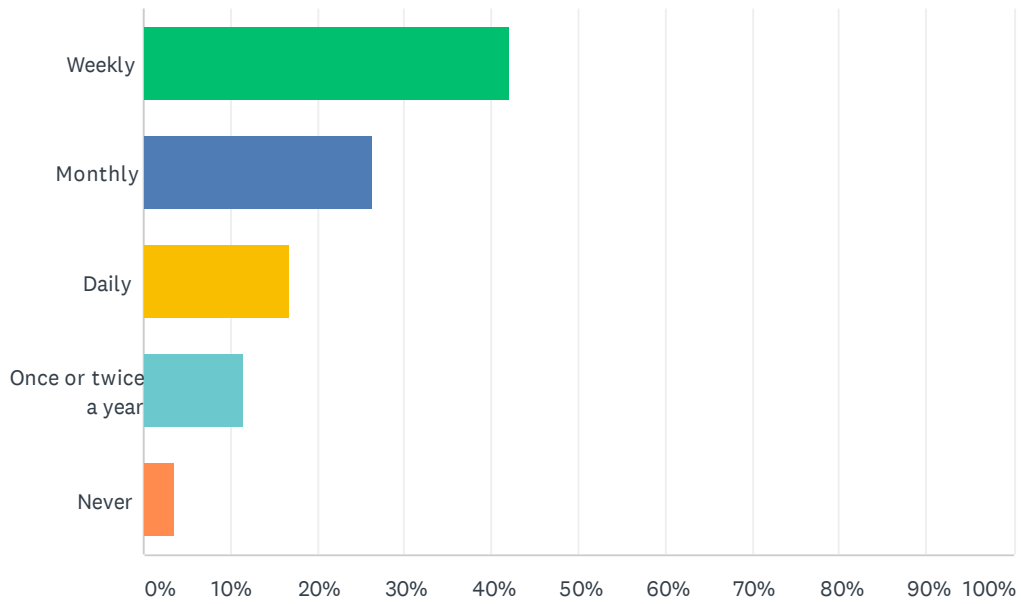
Answered: 119 Skipped: 36



ANSWER CHOICES	RESPONSES	
Weekly	51.26%	61
Monthly	25.21%	30
Daily	13.45%	16
Once or twice a year	8.40%	10
Never	1.68%	2
TOTAL		119

Q15 How often does your child's teacher communicate with you about your child's progress?

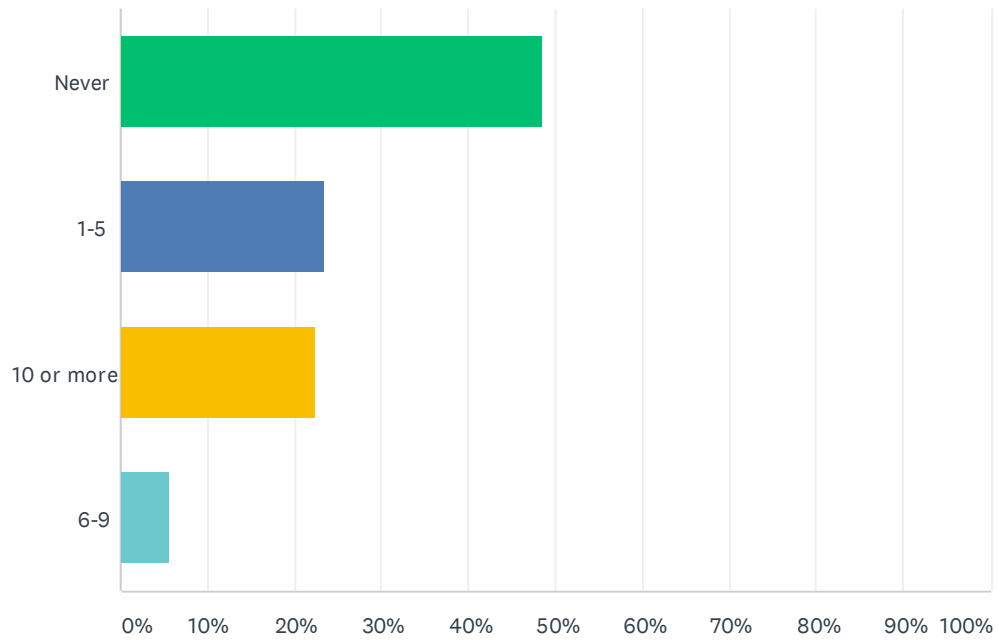
Answered: 114 Skipped: 41



ANSWER CHOICES	RESPONSES	
Weekly	42.11%	48
Monthly	26.32%	30
Daily	16.67%	19
Once or twice a year	11.40%	13
Never	3.51%	4
TOTAL		114

Q16 How many times per month do you access your child's grades and attendance information through FOCUS?

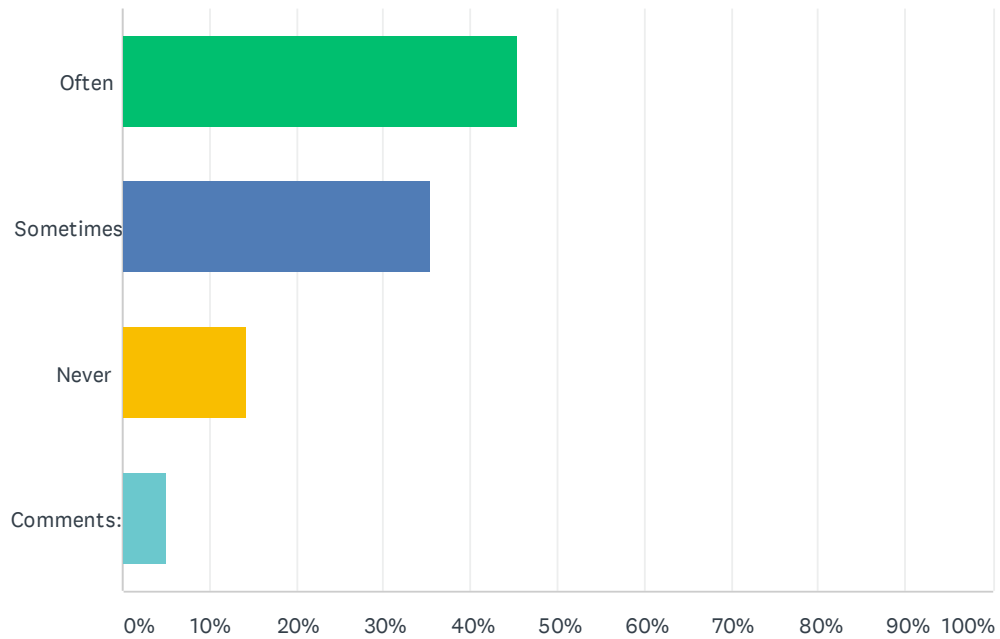
Answered: 107 Skipped: 48



ANSWER CHOICES	RESPONSES	
Never	48.60%	52
1-5	23.36%	25
10 or more	22.43%	24
6-9	5.61%	6
TOTAL		107

Q17 How often does your child's school or teachers provide you with information about ways you can help your child's learning at home?

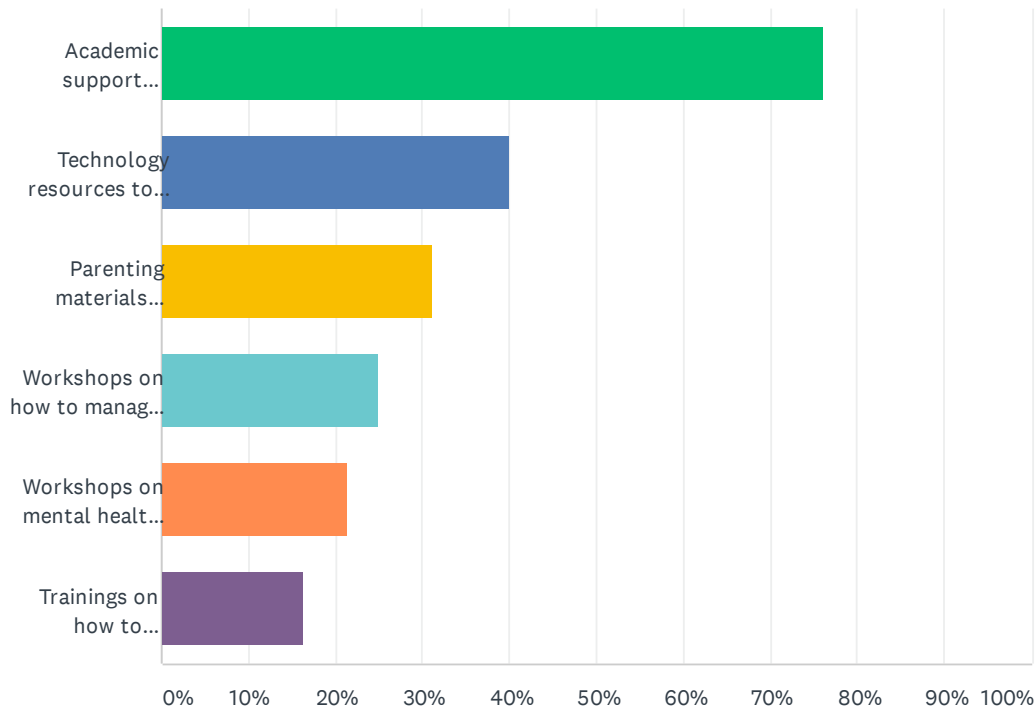
Answered: 119 Skipped: 36



ANSWER CHOICES	RESPONSES	
Often	45.38%	54
Sometimes	35.29%	42
Never	14.29%	17
Comments:	5.04%	6
TOTAL		119

Q18 What types of family engagement resources would you use if they were provided at your school?

Answered: 80 Skipped: 75



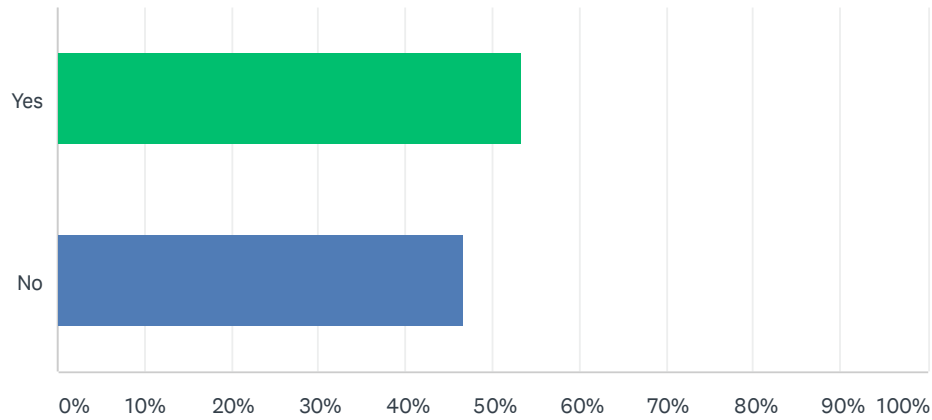
ANSWER CHOICES	RESPONSES	
Academic support materials for families to use at home	76.25%	61
Technology resources to support learning at home	40.00%	32
Parenting materials (articles and books for check out)	31.25%	25
Workshops on how to manage behaviors at home	25.00%	20
Workshops on mental health resources	21.25%	17
Trainings on how to participate in school decision-making committees	16.25%	13
Total Respondents: 80		

Q19 What can Brevard Public Schools do to ensure your child is successful in elementary school?

Answered: 64 Skipped: 91

Q20 Have you been given opportunities to provide input and feedback into school decisions (school improvement, Title I services, event planning, discipline)?

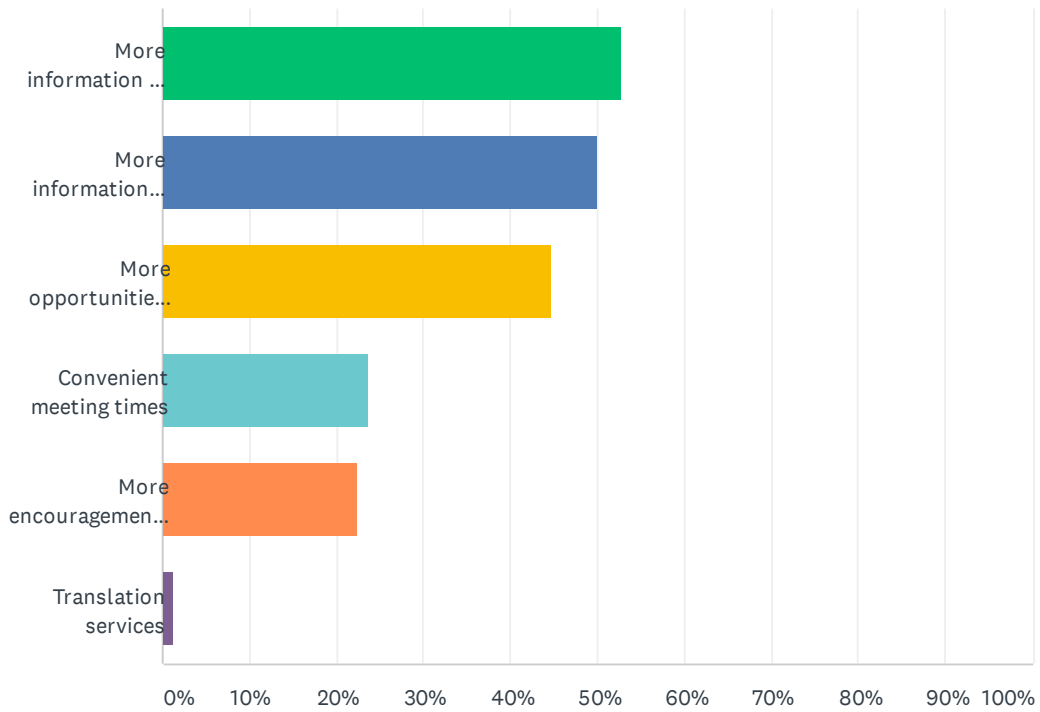
Answered: 107 Skipped: 48



ANSWER CHOICES	RESPONSES	
Yes	53.27%	57
No	46.73%	50
TOTAL		107

Q21 How could your school assist you in playing a more active role in school decision-making?

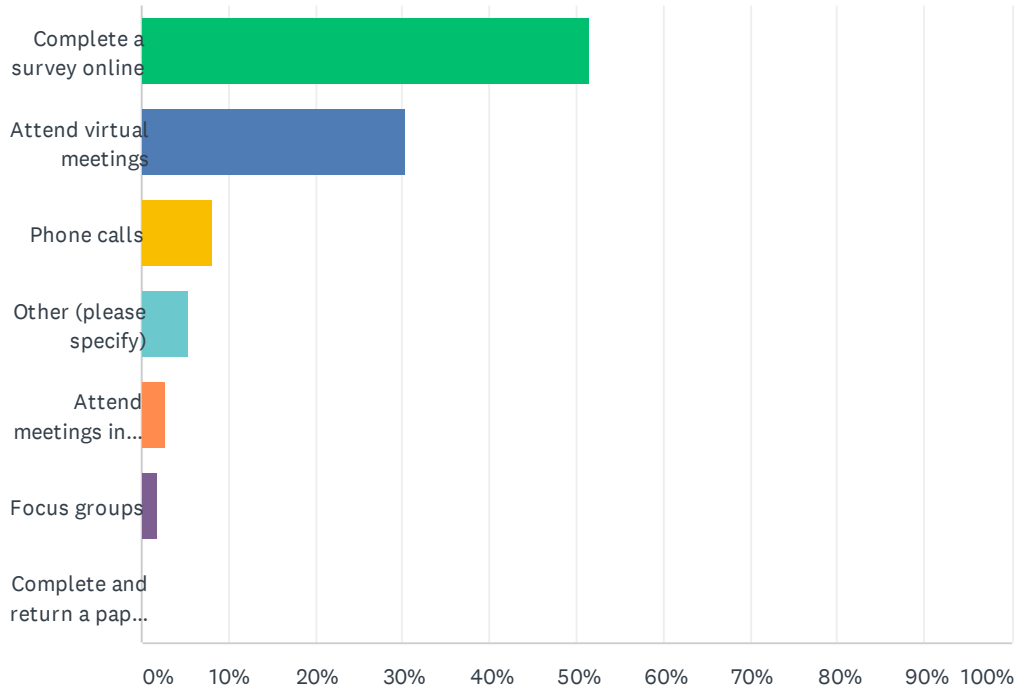
Answered: 76 Skipped: 79



ANSWER CHOICES	RESPONSES	
More information on how to become engaged	52.63%	40
More information about school issues to be addressed	50.00%	38
More opportunities to share my opinion about school issues	44.74%	34
Convenient meeting times	23.68%	18
More encouragement from the school to become engaged	22.37%	17
Translation services	1.32%	1
Total Respondents: 76		

Q22 What is the best way for you to provide input regarding your child's school?

Answered: 109 Skipped: 46



ANSWER CHOICES	RESPONSES	
Complete a survey online	51.38%	56
Attend virtual meetings	30.28%	33
Phone calls	8.26%	9
Other (please specify)	5.50%	6
Attend meetings in person	2.75%	3
Focus groups	1.83%	2
Complete and return a paper survey	0.00%	0
TOTAL		109

Q23 What do you feel is working well at your child's school? (This is your chance to brag about your school and share what you like about it!)

Answered: 65 Skipped: 90

Q24 What do you feel is not working, difficult, and/or needs improvement at your child's school? (This is your chance to tell us what you would like to see changed.)

Answered: 61 Skipped: 94