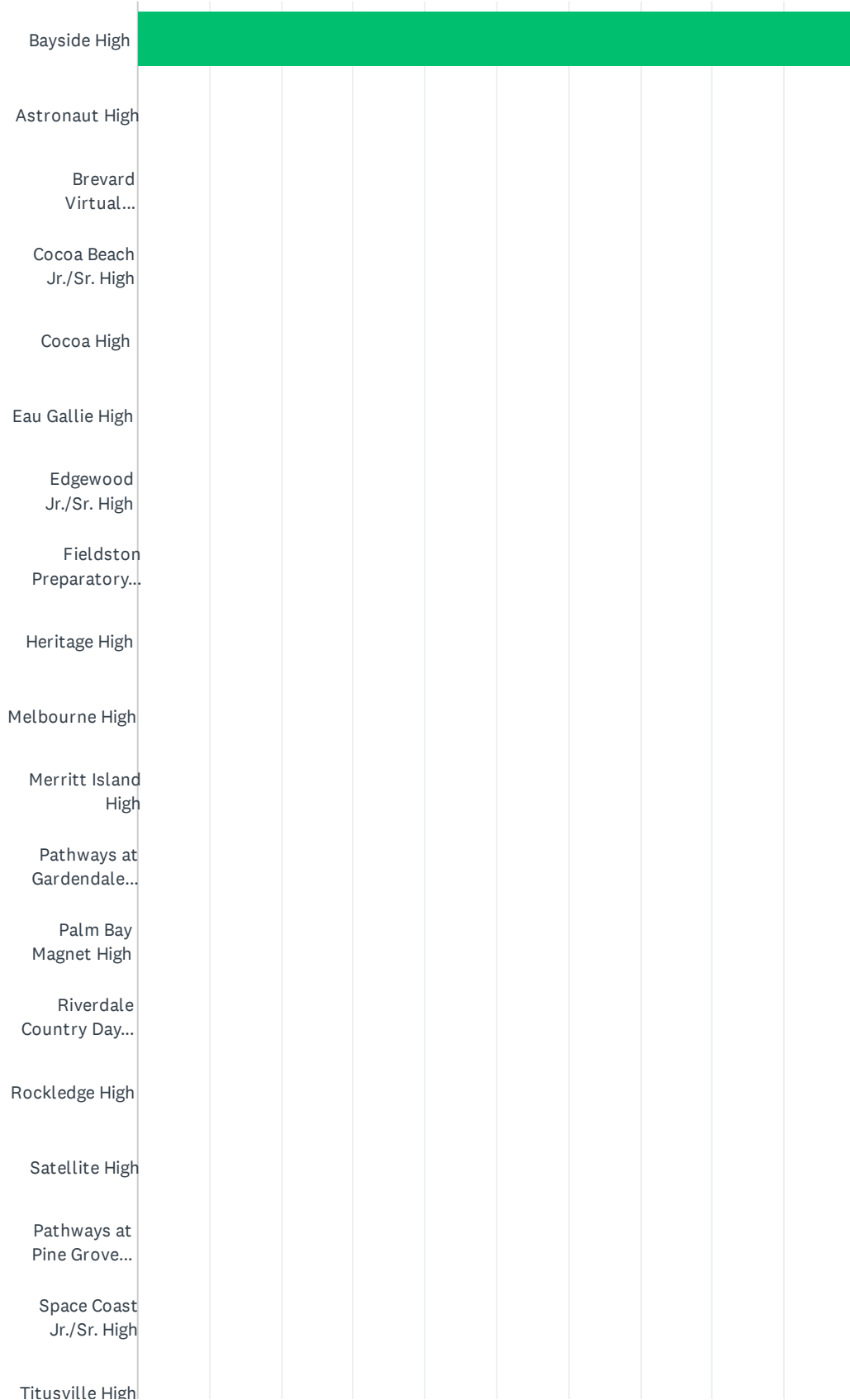
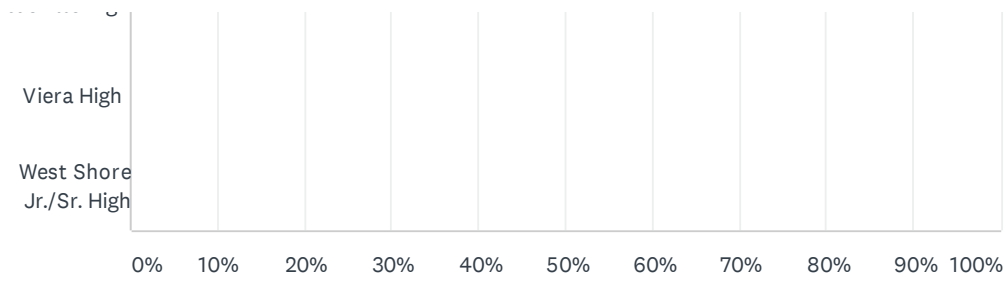


Q1 What school does your child attend?

Answered: 391 Skipped: 0



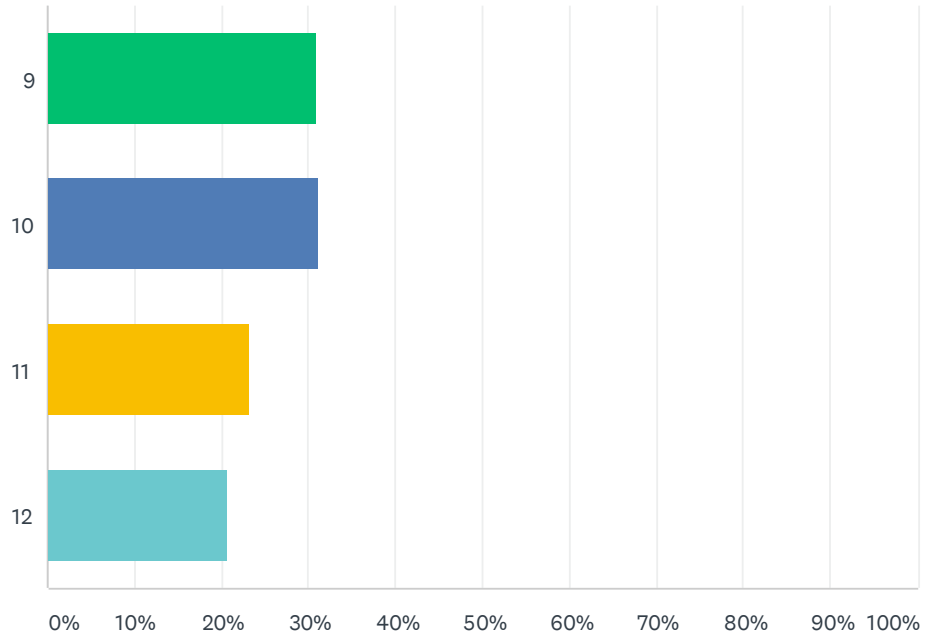
Brevard Public Schools High School Parent Survey 2020-2021



ANSWER CHOICES	RESPONSES	
Bayside High	100.00%	391
Astronaut High	0.00%	0
Brevard Virtual Instruction Program (BVIP)	0.00%	0
Cocoa Beach Jr./Sr. High	0.00%	0
Cocoa High	0.00%	0
Eau Gallie High	0.00%	0
Edgewood Jr./Sr. High	0.00%	0
Fieldston Preparatory School	0.00%	0
Heritage High	0.00%	0
Melbourne High	0.00%	0
Merritt Island High	0.00%	0
Pathways at Gardendale (North/Central Area Alternative Center)	0.00%	0
Palm Bay Magnet High	0.00%	0
Riverdale Country Day School	0.00%	0
Rockledge High	0.00%	0
Satellite High	0.00%	0
Pathways at Pine Grove (South Area Alternative Center)	0.00%	0
Space Coast Jr./Sr. High	0.00%	0
Titusville High	0.00%	0
Viera High	0.00%	0
West Shore Jr./Sr. High	0.00%	0
TOTAL		391

Q2 What is your child's current grade level?

Answered: 391 Skipped: 0

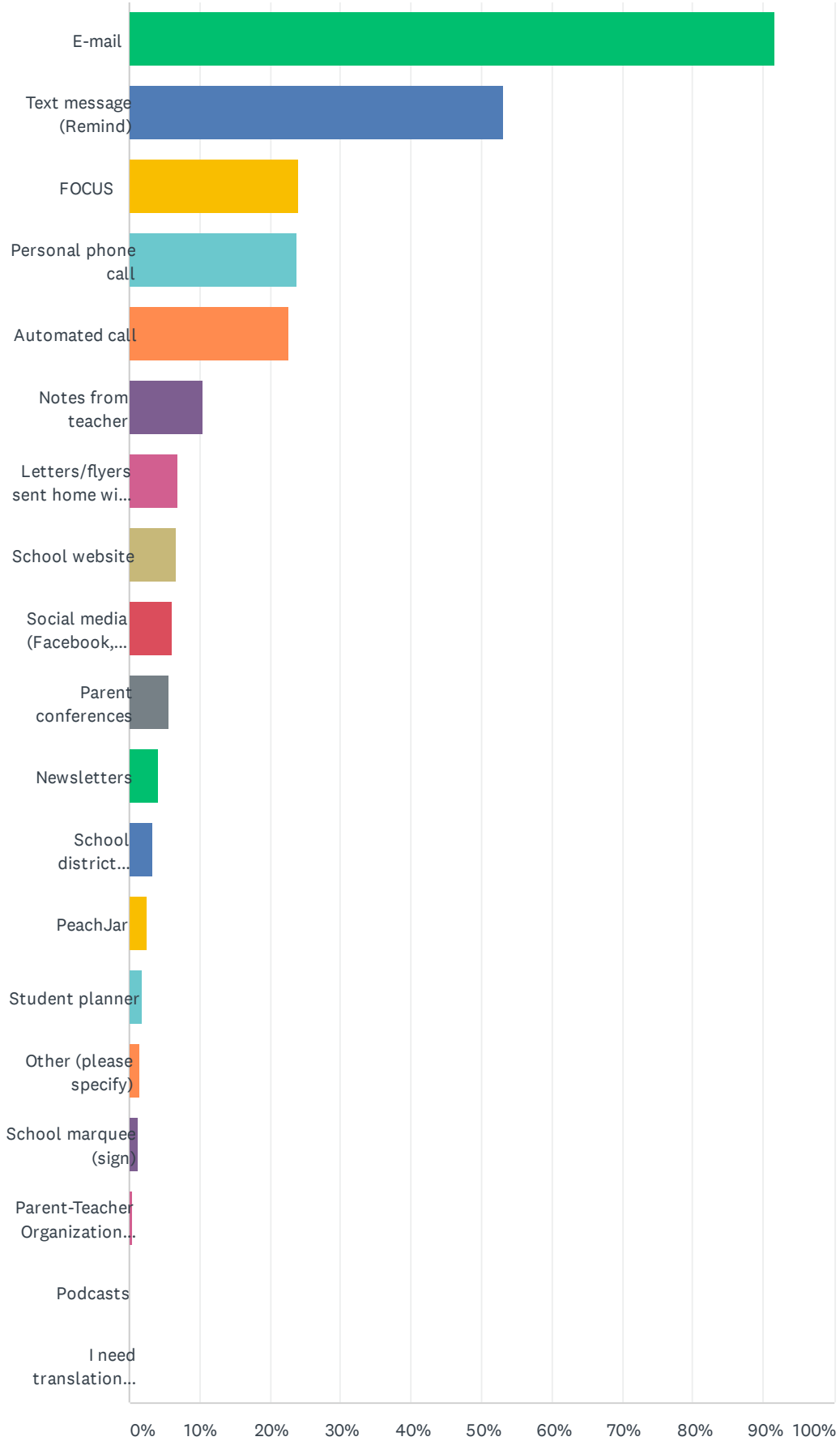


ANSWER CHOICES	RESPONSES
9	30.95% 121
10	31.20% 122
11	23.27% 91
12	20.72% 81
Total Respondents: 391	

Q3 What is the best way for us to get important information regarding school events or your child's progress to you? (Check all that apply)

Answered: 390 Skipped: 1

Brevard Public Schools High School Parent Survey 2020-2021

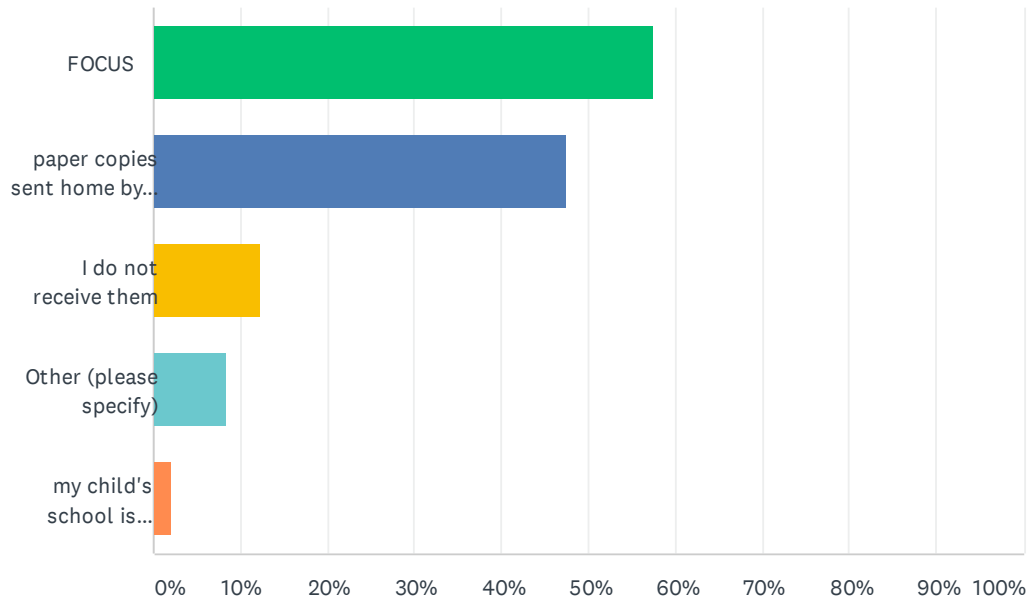


Brevard Public Schools High School Parent Survey 2020-2021

ANSWER CHOICES	RESPONSES	
E-mail	91.54%	357
Text message (Remind)	53.08%	207
FOCUS	24.10%	94
Personal phone call	23.85%	93
Automated call	22.56%	88
Notes from teacher	10.51%	41
Letters/flyers sent home with students	6.92%	27
School website	6.67%	26
Social media (Facebook, Twitter)	6.15%	24
Parent conferences	5.64%	22
Newsletters	4.10%	16
School district website	3.33%	13
PeachJar	2.56%	10
Student planner	1.79%	7
Other (please specify)	1.54%	6
School marquee (sign)	1.28%	5
Parent-Teacher Organization (PTO/PTA)	0.51%	2
Podcasts	0.00%	0
I need translation assistance	0.00%	0
Total Respondents: 390		

Q4 How do you receive interim reports and report cards?

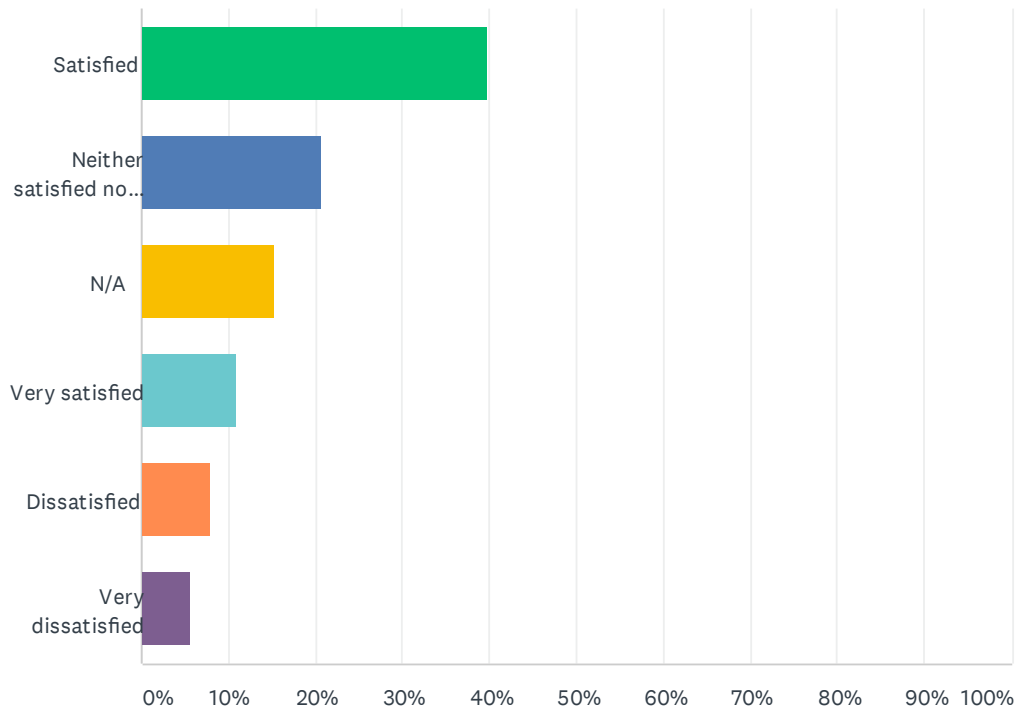
Answered: 386 Skipped: 5



ANSWER CHOICES	RESPONSES	
FOCUS	57.51%	222
paper copies sent home by the school	47.41%	183
I do not receive them	12.44%	48
Other (please specify)	8.29%	32
my child's school is paperless	2.07%	8
Total Respondents: 386		

Q5 Please rate your overall experience with Brevard Public School's eLearning program.

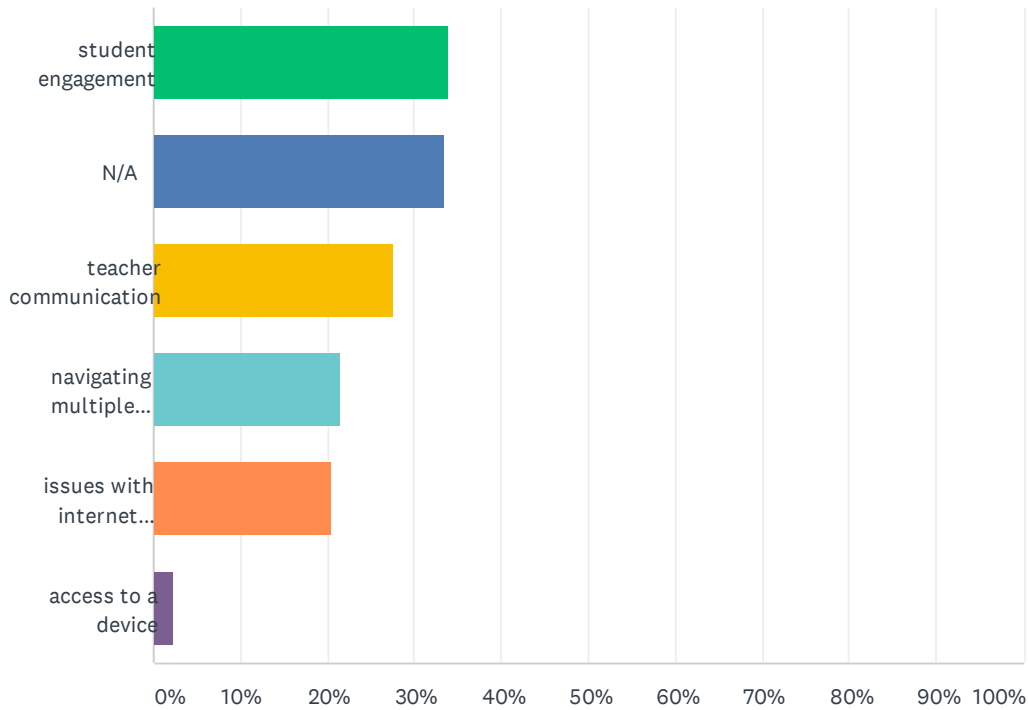
Answered: 388 Skipped: 3



ANSWER CHOICES	RESPONSES	
Satisfied	39.69%	154
Neither satisfied nor dissatisfied	20.62%	80
N/A	15.21%	59
Very satisfied	10.82%	42
Dissatisfied	7.99%	31
Very dissatisfied	5.67%	22
TOTAL		388

Q6 What has been the biggest challenge with the eLearning environment?

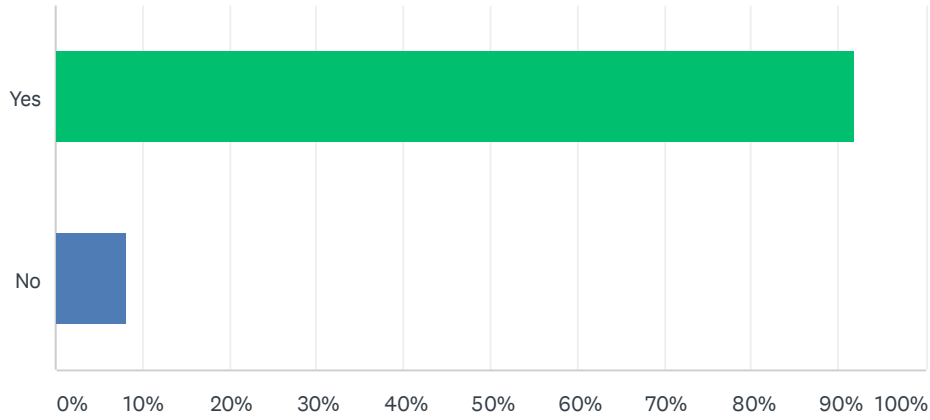
Answered: 380 Skipped: 11



ANSWER CHOICES	RESPONSES	
student engagement	33.95%	129
N/A	33.42%	127
teacher communication	27.63%	105
navigating multiple learning platforms (Google Classroom, FOCUS, etc)	21.58%	82
issues with internet connection	20.53%	78
access to a device	2.37%	9
Total Respondents: 380		

Q7 Do you feel welcome at your child's school?

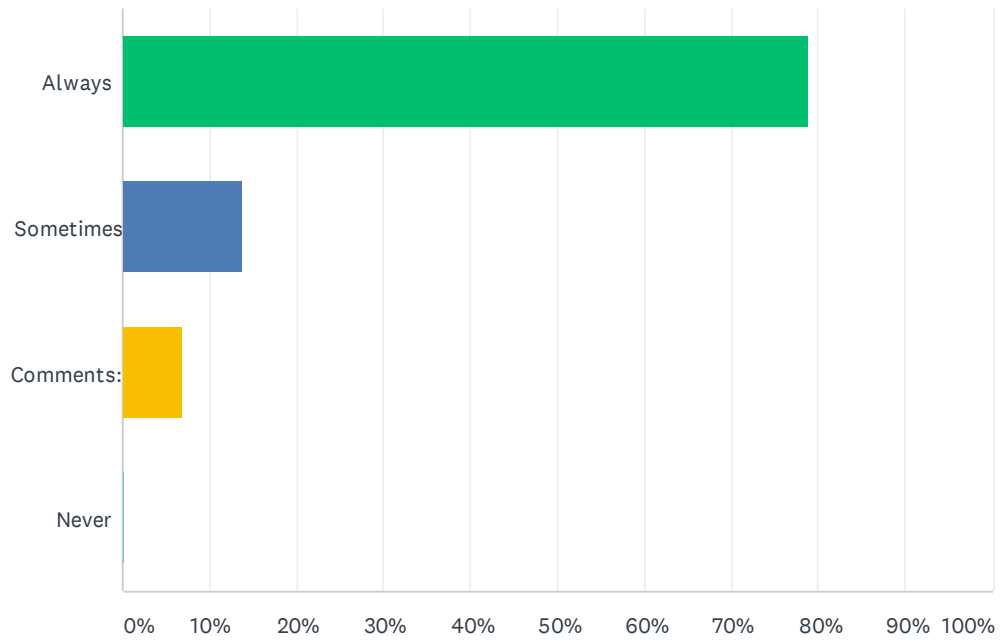
Answered: 369 Skipped: 22



ANSWER CHOICES	RESPONSES	
Yes	91.87%	339
No	8.13%	30
TOTAL		369

Q8 The office staff at my school is polite and is helpful in answering my questions or concerns.

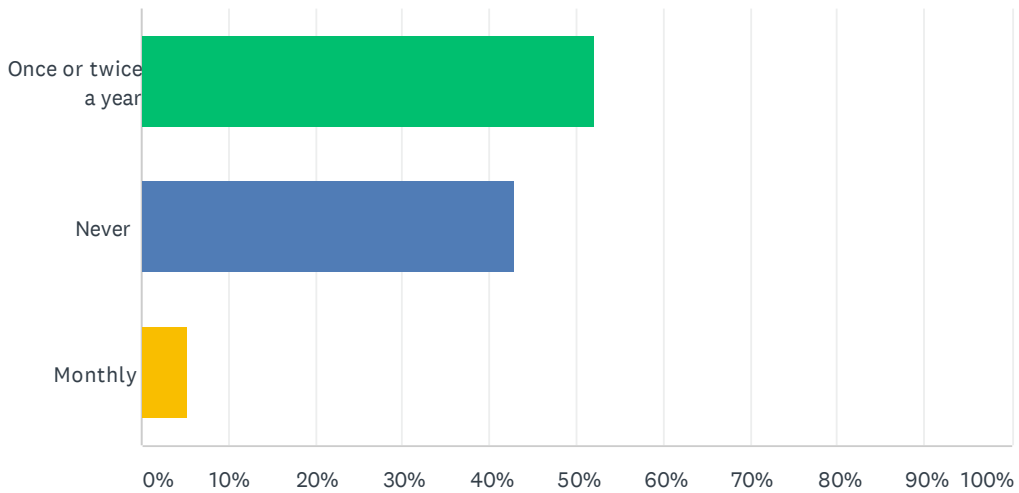
Answered: 374 Skipped: 17



ANSWER CHOICES	RESPONSES	
Always	78.88%	295
Sometimes	13.90%	52
Comments:	6.95%	26
Never	0.27%	1
TOTAL		374

Q9 In the past year, how often did you attend a parent meeting or event at your child's school that supported your child's academic success?

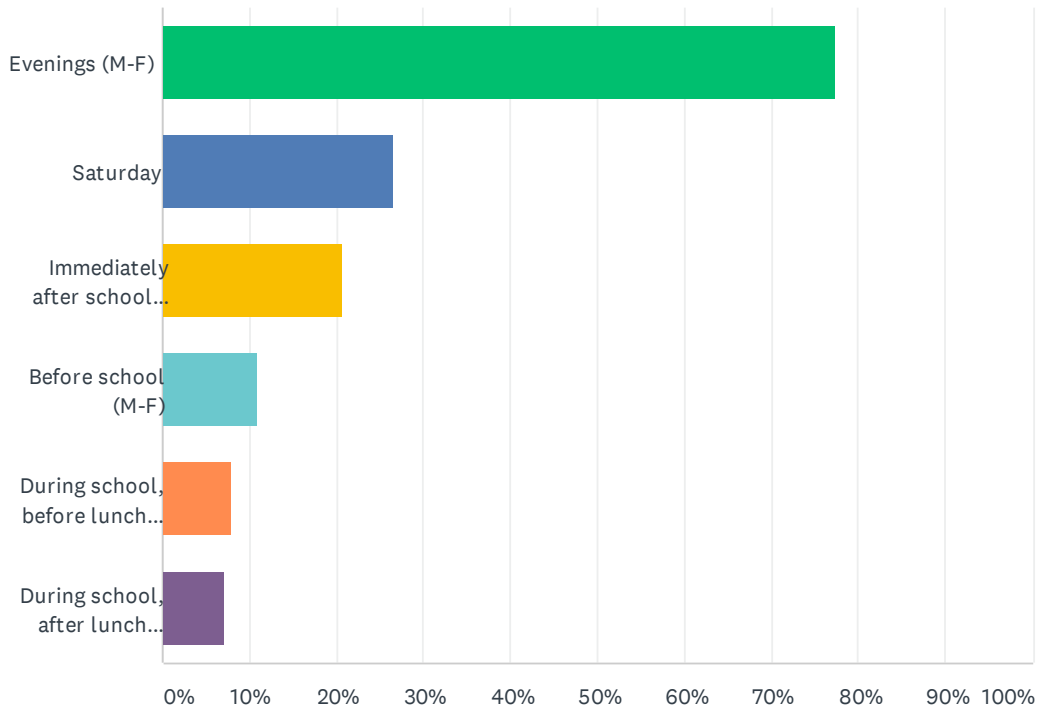
Answered: 369 Skipped: 22



ANSWER CHOICES	RESPONSES	
Once or twice a year	52.03%	192
Never	42.82%	158
Monthly	5.15%	19
TOTAL		369

Q10 When is the best time for you to attend a school event for families?

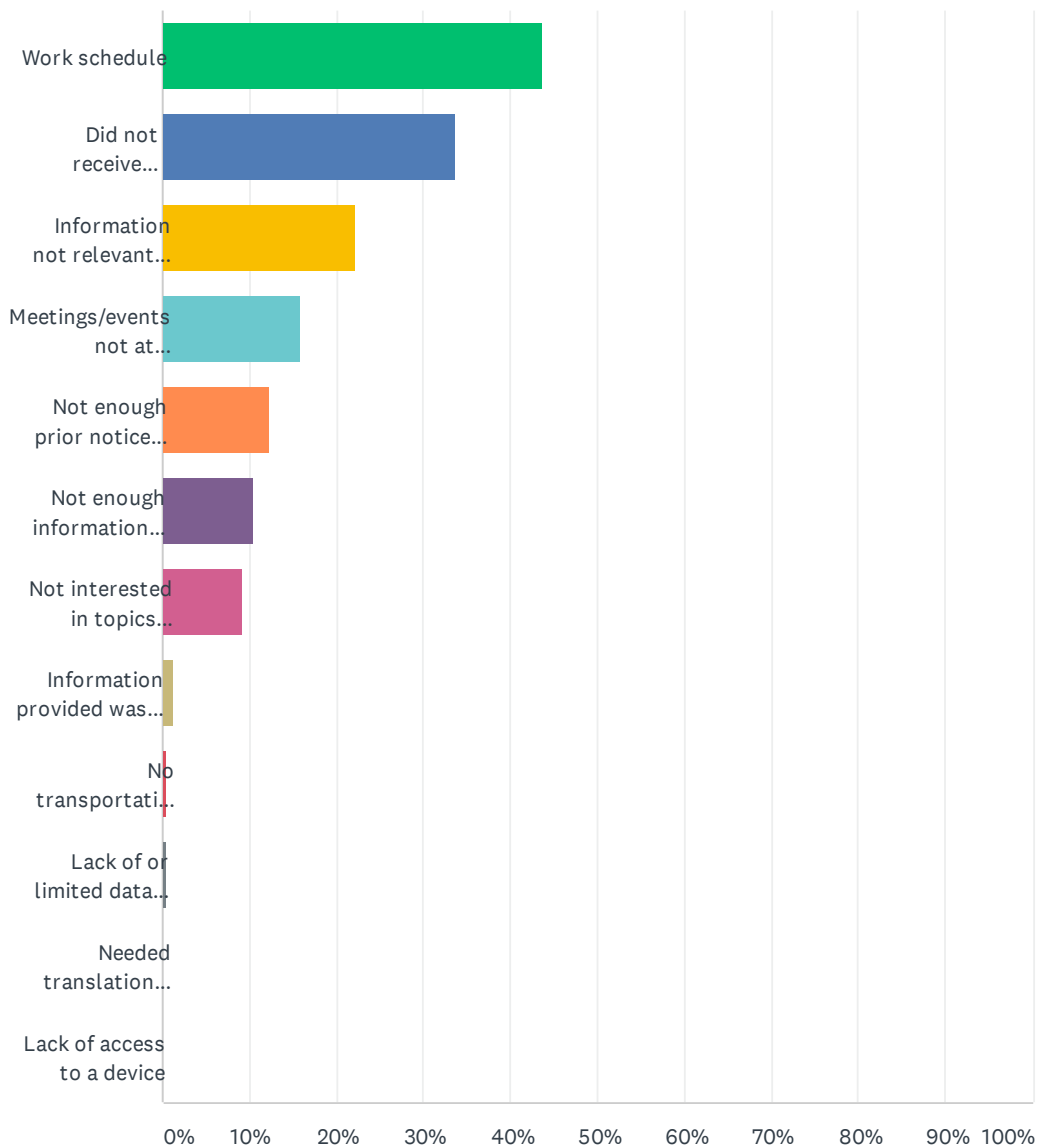
Answered: 366 Skipped: 25



ANSWER CHOICES	RESPONSES	
Evenings (M-F)	77.32%	283
Saturday	26.50%	97
Immediately after school (M-F)	20.77%	76
Before school (M-F)	10.93%	40
During school, before lunch (M-F)	7.92%	29
During school, after lunch (M-F)	7.10%	26
Total Respondents: 366		

Q11 If you have not attended informational meetings or academic events, please share why. (Check all that apply)

Answered: 258 Skipped: 133

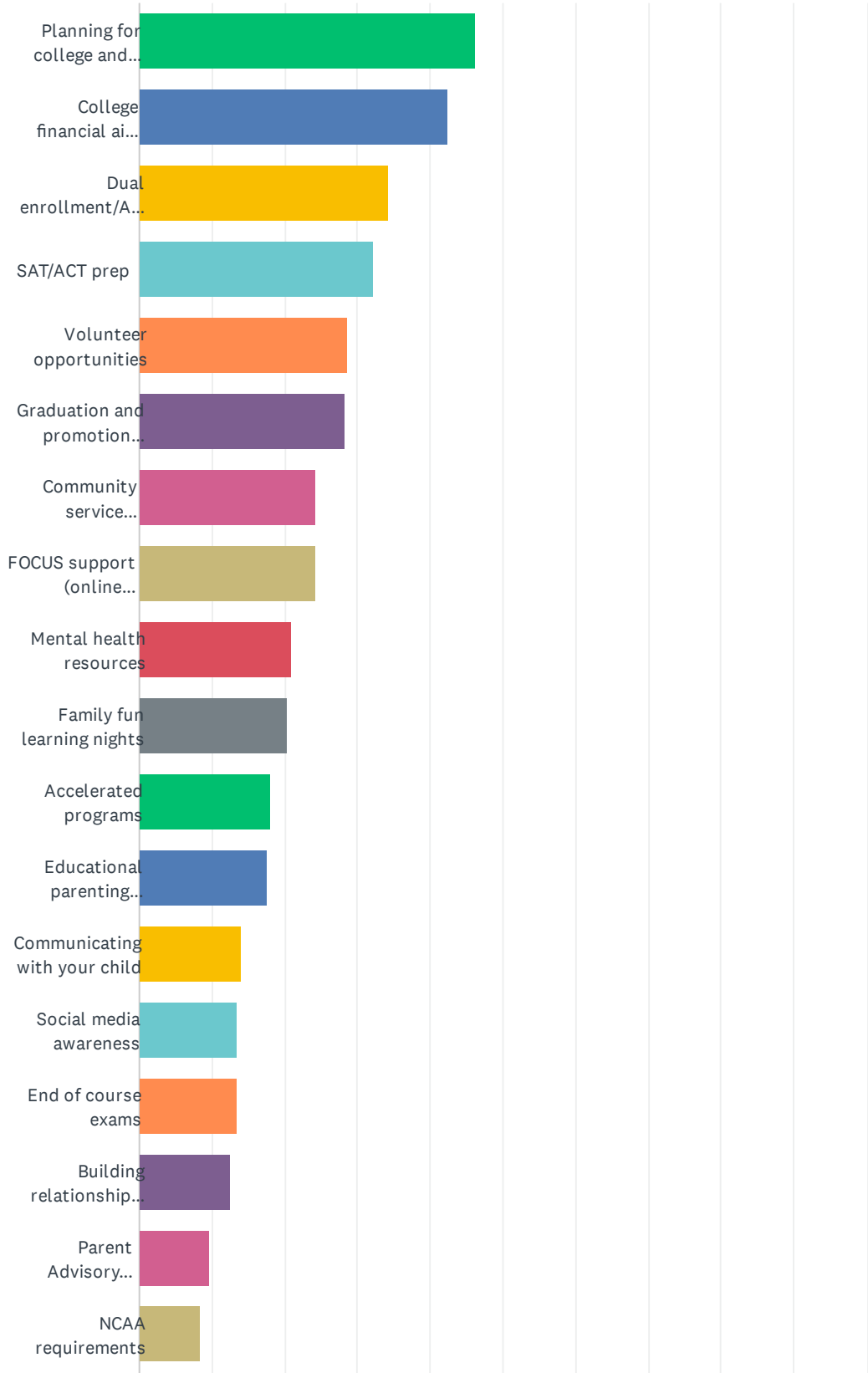


Brevard Public Schools High School Parent Survey 2020-2021

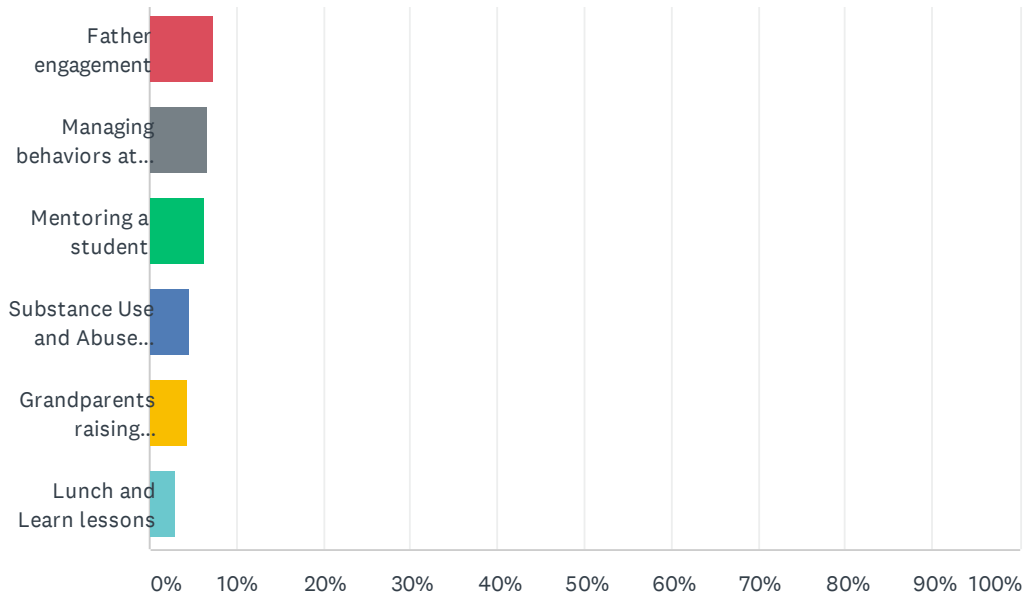
ANSWER CHOICES	RESPONSES	
Work schedule	43.80%	113
Did not receive information about meetings/events	33.72%	87
Information not relevant to me/my child	22.09%	57
Meetings/events not at convenient times	15.89%	41
Not enough prior notice provided	12.40%	32
Not enough information provided	10.47%	27
Not interested in topics presented	9.30%	24
Information provided was difficult to understand	1.16%	3
No transportation to get to meetings/events	0.39%	1
Lack of or limited data plan	0.39%	1
Needed translation services	0.00%	0
Lack of access to a device	0.00%	0
Total Respondents: 258		

Q12 Which of the following informational meetings and activities would you participate in or attend? (Check all that apply)

Answered: 301 Skipped: 90



Brevard Public Schools High School Parent Survey 2020-2021



Brevard Public Schools High School Parent Survey 2020-2021

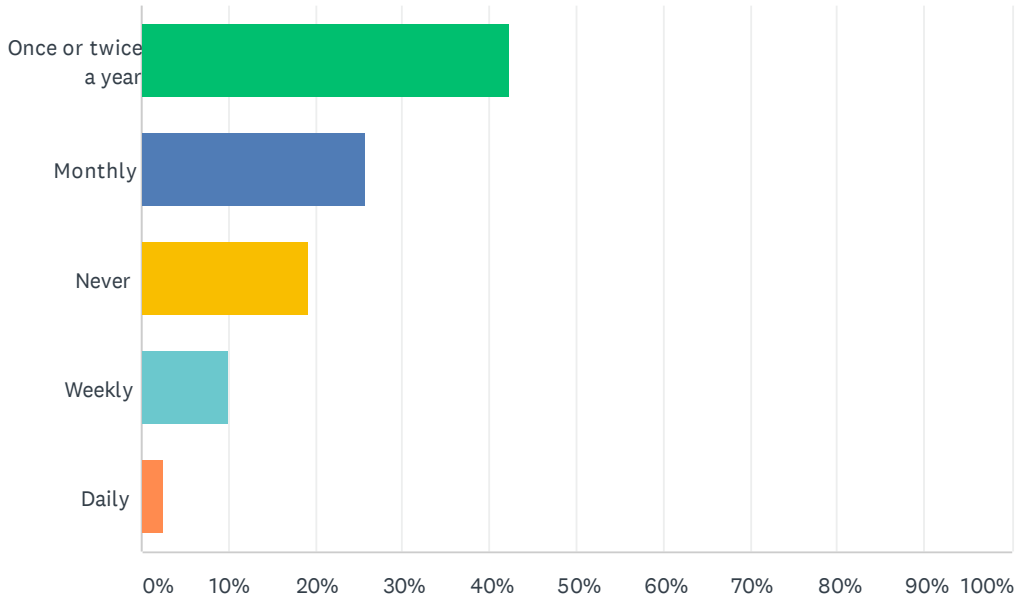
ANSWER CHOICES	RESPONSES	
Planning for college and career	46.18%	139
College financial aid (FASFA/Bright Futures/scholarships)	42.52%	128
Dual enrollment/Advanced Placement courses	34.22%	103
SAT/ACT prep	32.23%	97
Volunteer opportunities	28.57%	86
Graduation and promotion guidelines	28.24%	85
Community service projects with staff/students	24.25%	73
FOCUS support (online gradebook, absences, teacher webpages)	24.25%	73
Mental health resources	20.93%	63
Family fun learning nights	20.27%	61
Accelerated programs	17.94%	54
Educational parenting workshops/classes	17.61%	53
Communicating with your child	13.95%	42
Social media awareness	13.29%	40
End of course exams	13.29%	40
Building relationships with your child	12.62%	38
Parent Advisory Council/School Advisory Council (SAC)/Parent Teacher Organization (PTO)	9.63%	29
NCAA requirements	8.31%	25
Father engagement	7.31%	22
Managing behaviors at home	6.64%	20
Mentoring a student	6.31%	19
Substance Use and Abuse (alcohol, street drugs, vaping, prescription drugs)	4.65%	14
Grandparents raising grandchildren	4.32%	13
Lunch and Learn lessons	2.99%	9
Total Respondents: 301		

Q13 In what ways can family engagement be strengthened at your child's school?

Answered: 112 Skipped: 279

Q14 How often do you communicate with your child's teachers?

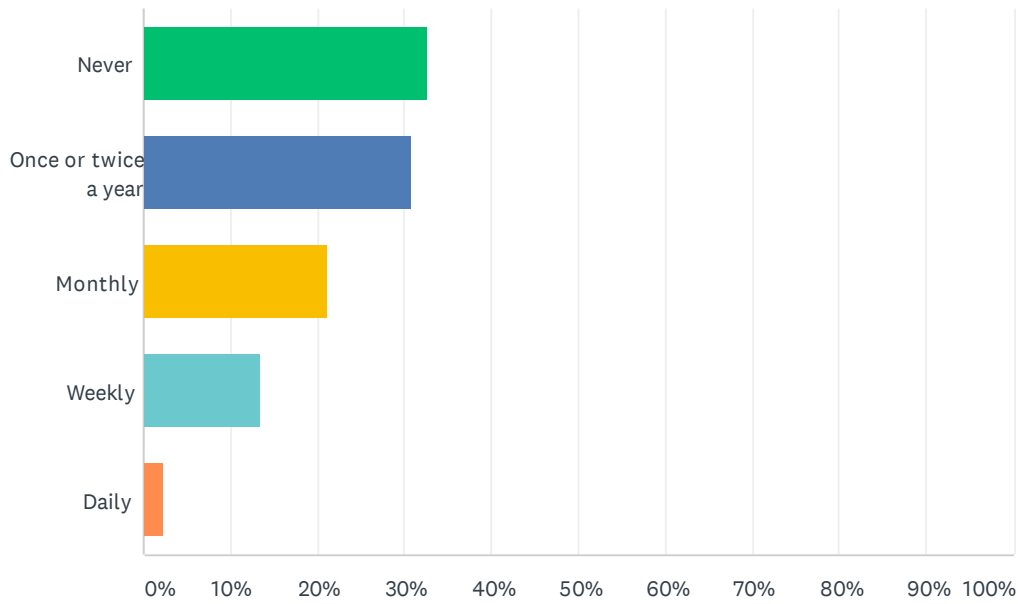
Answered: 307 Skipped: 84



ANSWER CHOICES	RESPONSES	
Once or twice a year	42.35%	130
Monthly	25.73%	79
Never	19.22%	59
Weekly	10.10%	31
Daily	2.61%	8
TOTAL		307

Q15 How often do your child's teachers communicate with you about your child's progress?

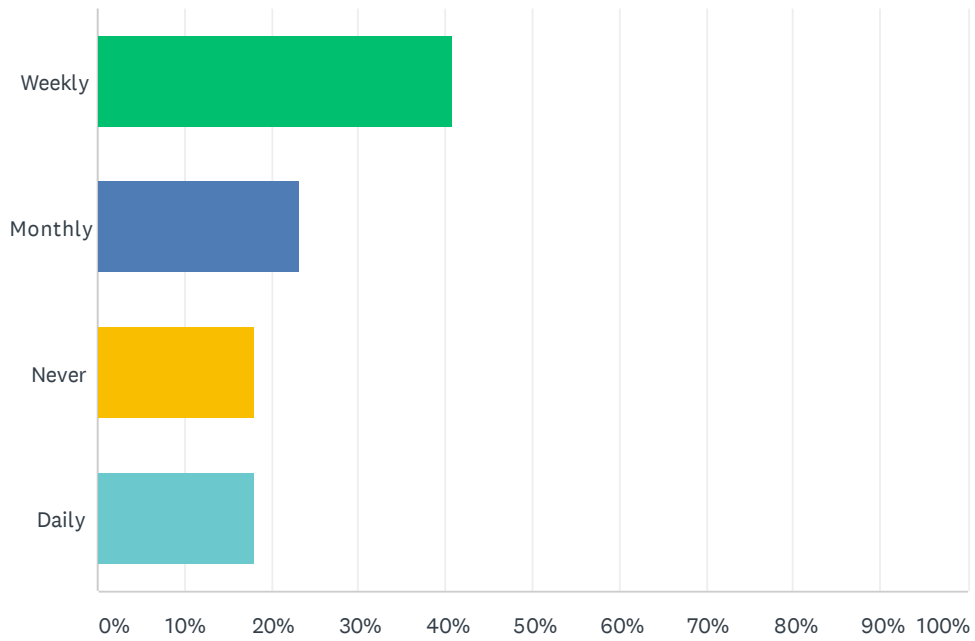
Answered: 313 Skipped: 78



ANSWER CHOICES	RESPONSES	
Never	32.59%	102
Once or twice a year	30.67%	96
Monthly	21.09%	66
Weekly	13.42%	42
Daily	2.24%	7
TOTAL		313

Q16 How often do you access your child's grades and attendance information through FOCUS?

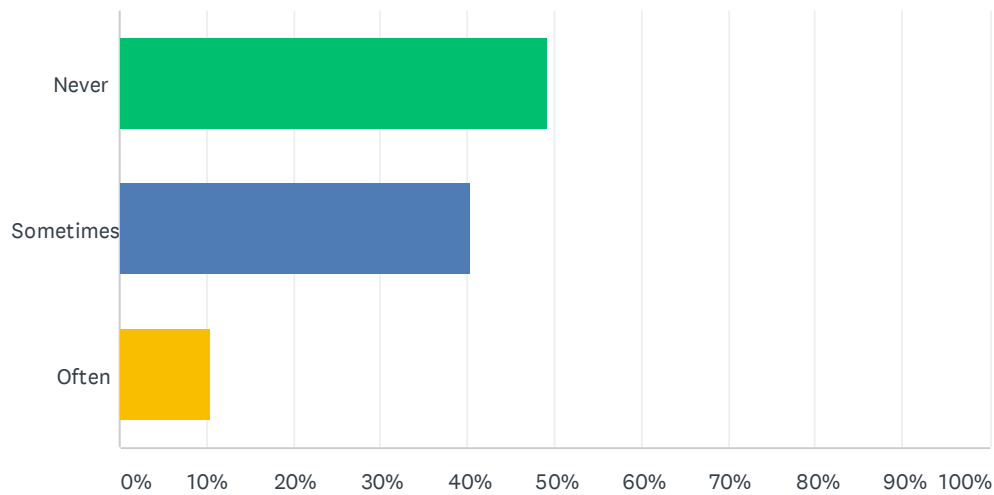
Answered: 323 Skipped: 68



ANSWER CHOICES	RESPONSES	
Weekly	40.87%	132
Monthly	23.22%	75
Never	17.96%	58
Daily	17.96%	58
TOTAL		323

Q17 How often does your child's school or teachers provide you with information about ways you can help your child's learning at home?

Answered: 335 Skipped: 56



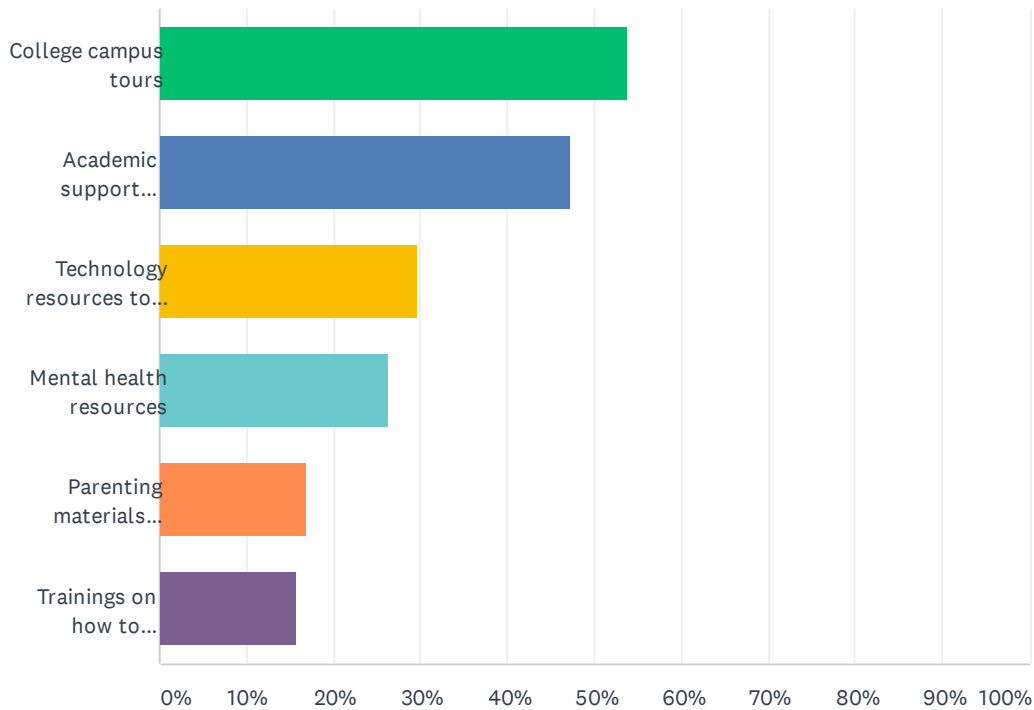
ANSWER CHOICES	RESPONSES	
Never	49.25%	165
Sometimes	40.30%	135
Often	10.45%	35
TOTAL		335

Q18 What can we do to support you to ensure your child graduates and receives a high school diploma?

Answered: 162 Skipped: 229

Q19 What types of family engagement resources would you use if they were provided at your school?

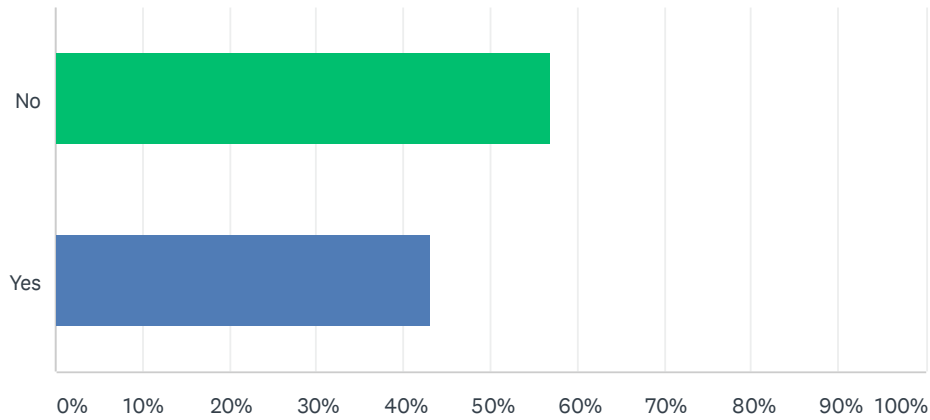
Answered: 266 Skipped: 125



ANSWER CHOICES	RESPONSES	
College campus tours	53.76%	143
Academic support materials for families to use at home	47.37%	126
Technology resources to support learning at home	29.70%	79
Mental health resources	26.32%	70
Parenting materials (books and articles for check out)	16.92%	45
Trainings on how to participate in school decision-making committees	15.79%	42
Total Respondents: 266		

Q20 Have you been given opportunities to provide input and feedback into school decisions (school improvement, Title I services, event planning, discipline)?

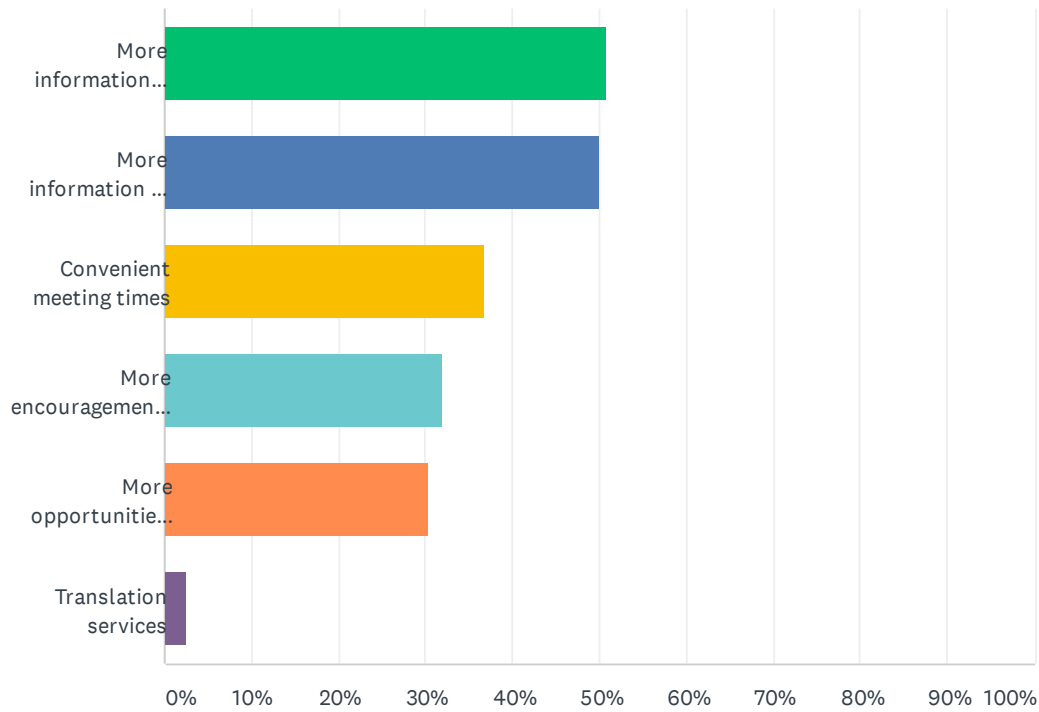
Answered: 309 Skipped: 82



ANSWER CHOICES	RESPONSES	
No	56.96%	176
Yes	43.04%	133
TOTAL		309

Q21 How could your school assist you in playing a more active role in school decision-making?

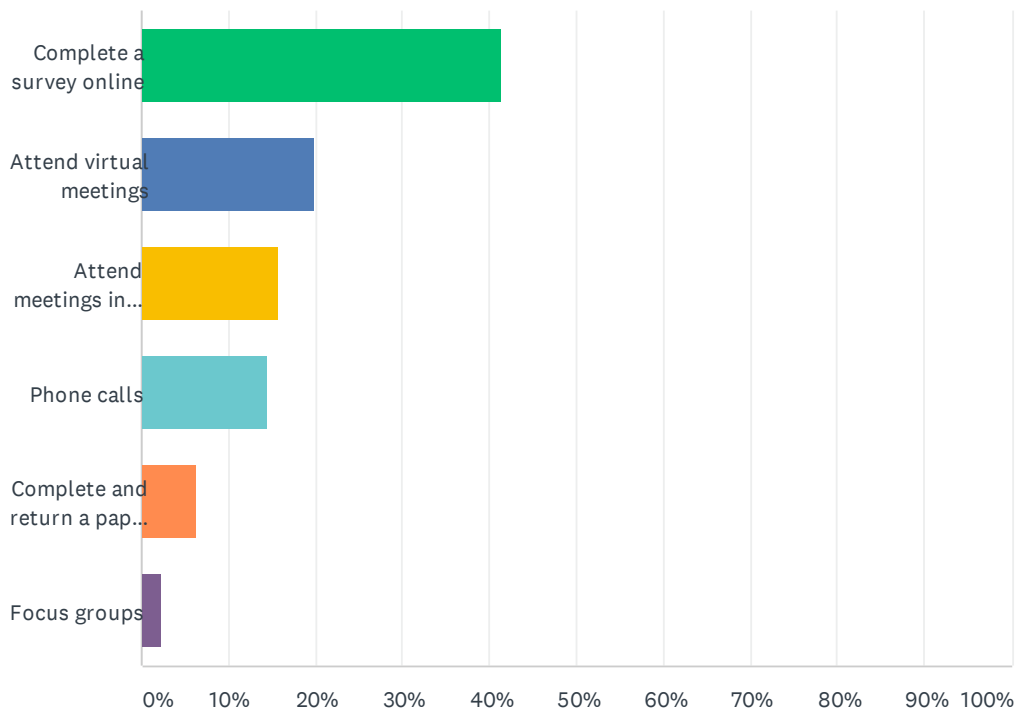
Answered: 244 Skipped: 147



ANSWER CHOICES	RESPONSES	
More information about school issues to be addressed	50.82%	124
More information on how to become engaged	50.00%	122
Convenient meeting times	36.89%	90
More encouragement from the school to become engaged	31.97%	78
More opportunities to share my opinion about school issues	30.33%	74
Translation services	2.46%	6
Total Respondents: 244		

Q22 What is the best way for you to provide input regarding your child's school?

Answered: 306 Skipped: 85



ANSWER CHOICES	RESPONSES	
Complete a survey online	41.50%	127
Attend virtual meetings	19.93%	61
Attend meetings in person	15.69%	48
Phone calls	14.38%	44
Complete and return a paper survey	6.21%	19
Focus groups	2.29%	7
TOTAL		306

Q23 What do you feel is working well at your child's school? (This is your chance to brag about your school and share what you like about it!)

Answered: 156 Skipped: 235

Q24 What do you feel is not working, difficult, and/or needs improvement at your child's school? (This is your chance to tell us what you would like to see change.)

Answered: 143 Skipped: 248